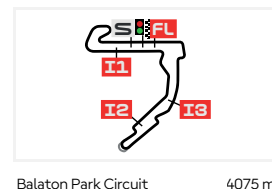


CLASSIFICATION

GRAND PRIX OF HUNGARY

FREE PRACTICE NR. 2



#	Rider	Nation	Team	Motorcycle	Time	Lap Total	Gap	T. Speed
1	18 Manuel GONZALEZ	SPA	LIQUI MOLY Dynavolt Intact GP	KALEX	1'39.913	13 15		246.5
2	80 David ALONSO	COL	CFMOTO Inde Aspar Team	KALEX	1'40.037	12 15	0.124 0.124	248.8
3	14 Tony ARBOLINO	ITA	REDS Fantic Racing	KALEX	1'40.164	10 13	0.251 0.127	247.7
4	96 Daniel HOLGADO	SPA	CFMOTO Inde Aspar Team	KALEX	1'40.206	8 18	0.293 0.042	246.5
5	81 Senna AGIUS	AUS	LIQUI MOLY Dynavolt Intact GP	KALEX	1'40.235	13 14	0.322 0.029	246.5
6	21 Alonso LOPEZ	SPA	ITALJET Gresini Moto2	KALEX	1'40.324	12 15	0.411 0.089	244.8
7	12 Filip SALAC	CZE	OnlyFans American Racing Team	KALEX	1'40.355	13 16	0.442 0.031	247.7
8	17 Daniel MUÑOZ	SPA	Italtrans Racing Team	KALEX	1'40.365	12 16	0.452 0.010	244.8
9	4 Ivan ORTOLA	SPA	QJMOTOR - Exocom - MSI	KALEX	1'40.422	14 14	0.509 0.057	250.0
10	28 Izan GUEVARA	SPA	BLU CRU Pramac Yamaha Moto2	BOSCOSCURO	1'40.513	12 14	0.600 0.091	246.5
11	13 Celestino VIETTI	ITA	MB Conveyors SpeedRS Team	BOSCOSCURO	1'40.563	14 14	0.650 0.050	250.0
12	95 Collin VEIJER	NED	Red Bull KTM Ajo	KALEX	1'40.588	8 18	0.675 0.025	245.4
13	7 Barry BALTUS	BEL	REDS Fantic Racing	KALEX	1'40.594	13 18	0.681 0.006	243.2
14	98 Jose Antonio RUEDA	SPA	Red Bull KTM Ajo	KALEX	1'40.651	10 18	0.738 0.057	248.2
15	84 Zonta VD GOORBERGH	NED	Momoven Idrofoglia RW Racing Team	KALEX	1'40.759	12 15	0.846 0.108	243.2
16	11 Alex ESCRIG	SPA	KLINT Racing Team	FORWARD	1'40.872	5 17	0.959 0.113	244.8
17	99 Adrian HUERTAS	SPA	Italtrans Racing Team	KALEX	1'40.978	13 15	1.065 0.106	247.7
18	44 Aron CANET	SPA	ELF Marc VDS Racing Team	BOSCOSCURO	1'41.009	8 18	1.096 0.031	245.4
19	53 Deniz ÖNCÜ	TUR	ELF Marc VDS Racing Team	BOSCOSCURO	1'41.067	14 18	1.154 0.058	247.1
20	71 Ayumu SASAKI	JPN	Momoven Idrofoglia RW Racing Team	KALEX	1'41.131	12 15	1.218 0.064	247.7
21	72 Taiyo FURUSATO	JPN	Idemitsu Honda Team Asia	KALEX	1'41.206	15 15	1.293 0.075	247.1
22	54 Alberto FERRANDEZ	SPA	BLU CRU Pramac Yamaha Moto2	BOSCOSCURO	1'41.393	9 16	1.480 0.187	244.3
23	16 Joe ROBERTS	USA	OnlyFans American Racing Team	KALEX	1'41.505	9 12	1.592 0.112	245.4
24	32 Luca LUNETTA	ITA	MB Conveyors SpeedRS Team	BOSCOSCURO	1'41.547	8 15	1.634 0.042	245.4
25	36 Angel PIQUERAS	SPA	QJMOTOR - Exocom - MSI	KALEX	1'41.805	10 15	1.892 0.258	249.4
26	3 Sergio GARCIA	SPA	ITALJET Gresini Moto2	KALEX	1'41.822	14 15	1.909 0.017	246.5
27	85 Xabi ZURUTUZA	SPA	KLINT Racing Team	FORWARD	1'41.924	9 15	2.011 0.102	246.5
28	22 Jacob ROULSTONE	AUS	Idemitsu Honda Team Asia	KALEX	1'47.572	6 6	7.659 5.648	245.4

Practice condition: Dry

Fastest Lap:	Lap: 13	Manuel GONZALEZ	1'39.913	146.8 Km/h
Best Race Lap:	2025	David ALONSO	1'40.964	145.2 Km/h
All-Time Lap Record:	2026	Manuel GONZALEZ	1'39.913	146.8 Km/h

The results are provisional until the end of the limit for protest and appeals.

Time limit for protest expires 60' after publication of the results - Time: **10:11**

These data/results cannot be reproduced, stored and/or transmitted in whole or in part by any manner of electronic, mechanical, photocopying, recording, broadcasting or otherwise now known or herein after developed without the previous express consent by the copyright owner, except for reproduction in daily press and regular printed publications on sale to the public within 60 days of the event related to those data/results and always provided that copyright symbol appears together as follows below.

© MotoGP Sports Entertainment Group, 2026

Official MotoGP Timing by **TISSOT**

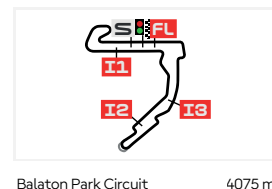
www.motogp.com

Balatonfokajár, Saturday, June 6, 2026

COMBINED PRACTICE TIMES

GRAND PRIX OF HUNGARY

FREE PRACTICE NR. 2



Balaton Park Circuit

4075 m.

#	Rider	Nation	Team	Motorcycle	FP1	FP2	Gap
1	18 M.GONZALEZ	SPA	LIQUI MOLY Dynavolt Intact GP	KALEX	1'41.068 20	1'39.913 13	
2	80 D.ALONSO	COL	CFMOTO Inde Aspar Team	KALEX	1'41.193 17	1'40.037 12	0.124 0.124
3	14 T.ARBOLINO	ITA	REDS Fantic Racing	KALEX	1'41.899 4	1'40.164 10	0.251 0.127
4	96 D.HOLGADO	SPA	CFMOTO Inde Aspar Team	KALEX	1'41.395 17	1'40.206 8	0.293 0.042
5	81 S.AGIUS	AUS	LIQUI MOLY Dynavolt Intact GP	KALEX	1'41.613 10	1'40.235 13	0.322 0.029
6	21 A.LOPEZ	SPA	ITALJET Gresini Moto2	KALEX	1'41.347 17	1'40.324 12	0.411 0.089
7	12 F.SALAC	CZE	OnlyFans American Racing Team	KALEX	1'41.308 15	1'40.355 13	0.442 0.031
8	17 D.MUÑOZ	SPA	Italtrans Racing Team	KALEX	1'41.882 13	1'40.365 12	0.452 0.010
9	4 I.ORTOLA	SPA	QJMOTOR - Exocom - MSI	KALEX	1'41.989 10	1'40.422 14	0.509 0.057
10	28 I.GUEVARA	SPA	BLU CRU Pramac Yamaha Moto2	BOSCOSCURO	1'41.522 5	1'40.513 12	0.600 0.091
11	13 C.VIETTI	ITA	MB Conveyors SpeedRS Team	BOSCOSCURO	1'41.290 18	1'40.563 14	0.650 0.050
12	95 C.VEIJER	NED	Red Bull KTM Ajo	KALEX	1'41.446 16	1'40.588 8	0.675 0.025
13	7 B.BALTUS	BEL	REDS Fantic Racing	KALEX	1'41.621 15	1'40.594 13	0.681 0.006
14	98 J.RUEDA	SPA	Red Bull KTM Ajo	KALEX	1'42.137 16	1'40.651 10	0.738 0.057
15	84 Z.VD GOORBERGH	NED	Momoven Idrofoglia RW Racing Team	KALEX	1'41.450 19	1'40.759 12	0.846 0.108
16	11 A.ESCRIG	SPA	KLINT Racing Team	FORWARD	1'41.474 11	1'40.872 5	0.959 0.113
17	99 A.HUERTAS	SPA	Italtrans Racing Team	KALEX	1'42.721 12	1'40.978 13	1.065 0.106
18	44 A.CANET	SPA	ELF Marc VDS Racing Team	BOSCOSCURO	1'41.841 15	1'41.009 8	1.096 0.031
19	53 D.ÖNCÜ	TUR	ELF Marc VDS Racing Team	BOSCOSCURO	1'42.535 16	1'41.067 14	1.154 0.058
20	71 A.SASAKI	JPN	Momoven Idrofoglia RW Racing Team	KALEX	1'42.695 9	1'41.131 12	1.218 0.064
21	72 T.FURUSATO	JPN	Idemitsu Honda Team Asia	KALEX	1'43.263 8	1'41.206 15	1.293 0.075
22	54 A.FERRANDEZ	SPA	BLU CRU Pramac Yamaha Moto2	BOSCOSCURO	1'41.795 15	1'41.393 9	1.480 0.187
23	16 J.ROBERTS	USA	OnlyFans American Racing Team	KALEX	1'42.250 17	1'41.505 9	1.592 0.112
24	32 L.LUNETTA	ITA	MB Conveyors SpeedRS Team	BOSCOSCURO	1'42.027 19	1'41.547 8	1.634 0.042
25	36 A.PIQUERAS	SPA	QJMOTOR - Exocom - MSI	KALEX	1'44.005 10	1'41.805 10	1.892 0.258
26	3 S.GARCIA	SPA	ITALJET Gresini Moto2	KALEX	1'42.200 19	1'41.822 14	1.909 0.017
27	85 X.ZURUTUZA	SPA	KLINT Racing Team	FORWARD	1'42.894 15	1'41.924 9	2.011 0.102
28	22 J.ROULSTONE	AUS	Idemitsu Honda Team Asia	KALEX	1'44.034 23	1'47.572 6	4.121 2.110

Pole Position Record:	2025	Diogo MOREIRA	1'40.380	146.1 Km/h
Best Race Lap:	2025	David ALONSO	1'40.964	145.2 Km/h
All Time Lap Record:	2026	Manuel GONZALEZ	1'39.913	146.8 Km/h

The results are provisional until the end of the limit for protest and appeals.

 Time limit for protest expires 60' after publication of the results - **Thomas KOCSIK** Time: **10:11**

These data/results cannot be reproduced, stored and/or transmitted in whole or in part by any manner of electronic, mechanical, photocopying, recording, broadcasting or otherwise now known or herein after developed without the previous express consent by the copyright owner, except for reproduction in daily press and regular printed publications on sale to the public within 60 days of the event related to those data/results and always provided that copyright symbol appears together as follows below.

© MotoGP Sports Entertainment Group, 2026

Official MotoGP Timing by

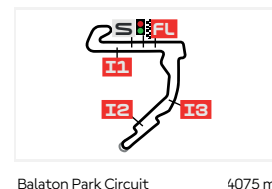
www.motogp.com

Balatonfokajár, Saturday, June 6, 2026

TOP SPEED & AVERAGE

GRAND PRIX OF HUNGARY

FREE PRACTICE NR. 2



Balaton Park Circuit

4075 m.

#	Rider	Nation	Motorcycle	Top 5 speeds					Average	Top
4	Ivan ORTOLA	SPA	KALEX	250.0	246.0	246.0	245.4	245.4	246.2	250.0
13	Celestino VIETTI	ITA	BOSCOSCURO	250.0	248.8	248.2	247.7	247.1	248.4	250.0
36	Angel PIQUERAS	SPA	KALEX	249.4	248.8	248.8	248.2	247.1	248.2	249.4
80	David ALONSO	COL	KALEX	248.8	248.2	247.7	247.7	247.7	248.0	248.8
98	Jose Antonio RUEDA	SPA	KALEX	248.2	247.7	247.1	246.5	246.5	247.0	248.2
12	Filip SALAC	CZE	KALEX	247.7	247.1	246.0	245.4	244.8	245.6	247.7
14	Tony ARBOLINO	ITA	KALEX	247.7	247.7	247.7	247.7	247.1	247.4	247.7
71	Ayumu SASAKI	JPN	KALEX	247.7	246.5	246.0	245.4	245.4	246.2	247.7
99	Adrian HUERTAS	SPA	KALEX	247.7	246.5	246.0	245.4	245.4	245.9	247.7
53	Deniz ÖNCÜ	TUR	BOSCOSCURO	247.1	247.1	247.1	247.1	246.5	246.8	247.1
72	Taiyo FURUSATO	JPN	KALEX	247.1	247.1	247.1	247.1	246.5	247.0	247.1
3	Sergio GARCIA	SPA	KALEX	246.5	244.8	244.8	244.3	244.3	244.9	246.5
18	Manuel GONZALEZ	SPA	KALEX	246.5	245.4	245.4	245.4	244.8	245.4	246.5
28	Izan GUEVARA	SPA	BOSCOSCURO	246.5	246.0	246.0	246.0	245.4	245.8	246.5
81	Senna AGIUS	AUS	KALEX	246.5	246.0	246.0	246.0	246.0	246.1	246.5
85	Xabi ZURUTUZA	SPA	FORWARD	246.5	246.0	244.8	244.8	244.8	245.3	246.5
96	Daniel HOLGADO	SPA	KALEX	246.5	246.5	246.0	246.0	246.0	246.2	246.5
16	Joe ROBERTS	USA	KALEX	245.4	244.3	244.3	244.3	243.7	244.4	245.4
22	Jacob ROULSTONE	AUS	KALEX	245.4	242.6	242.1	237.8		242.0	245.4
32	Luca LUNETTA	ITA	BOSCOSCURO	245.4	245.4	244.3	243.7	243.7	244.3	245.4
44	Aron CANET	SPA	BOSCOSCURO	245.4	244.8	244.8	244.3	244.3	244.5	245.4
95	Collin VEIJER	NED	KALEX	245.4	244.8	244.8	244.8	244.8	244.9	245.4
11	Alex ESCRIG	SPA	FORWARD	244.8	244.3	244.3	243.7	243.7	244.0	244.8
17	Daniel MUÑOZ	SPA	KALEX	244.8	243.7	243.7	243.2	243.2	243.5	244.8
21	Alonso LOPEZ	SPA	KALEX	244.8	243.7	243.2	242.6	242.1	243.1	244.8
54	Alberto FERRANDEZ	SPA	BOSCOSCURO	244.3	243.7	243.7	243.7	243.7	243.8	244.3
7	Barry BALTUS	BEL	KALEX	243.2	243.2	242.6	242.6	242.6	242.8	243.2
84	Zonta VD GOORBERGH	NED	KALEX	243.2	243.2	242.1	242.1	242.1	242.5	243.2

These data/results cannot be reproduced, stored and/or transmitted in whole or in part by any manner of electronic, mechanical, photocopying, recording, broadcasting or otherwise now known or herein after developed without the previous express consent by the copyright owner, except for reproduction in daily press and regular printed publications on sale to the public within 60 days of the event related to those data/results and always provided that copyright symbol appears together as follows below.

© MotoGP Sports Entertainment Group, 2026

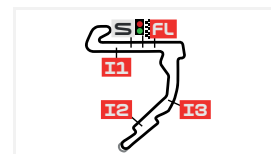
Official MotoGP Timing by www.motogp.com

Balatonfokajár, Saturday, June 6, 2026

CHRONOLOGICAL ANALYSIS OF PERFORMANCES

GRAND PRIX OF HUNGARY

FREE PRACTICE NR. 2



Balaton Park Circuit

4075 m.

* Lap / Sector time cancelled
P Crossing the finish line in pit lane

T1 Time from finish line to 1st intermediate
T2 Time from 1st intermed. to 2nd intermed.

T3 Time from 2nd intermed. to 3rd intermed.
T4 Time from 3rd intermediate to finish line

Lap	Lap Time	T1	T2	T3	T4	Speed	Lap	Lap Time	T1	T2	T3	T4	Speed	
1st	18	Manuel GONZALEZ LIQUI MOLY Dynavolt SPA						6	1'41.172	30.350	23.719	28.030	19.073	247.1
		Runs=2	Total laps=15	Full laps=12	Valid laps=9		7	2'00.691 P	30.284	28.310	33.648 *	28.449	247.7	
1	2'52.755	38.680	25.808	29.025	19.508		8	10'11.516 *	28.268	24.024	27.942 *	19.518		
2	1'41.654	30.481	23.857	28.226	19.090	243.2	9	1'40.563 *	30.149	23.614	28.144	18.656 *	247.7	
3	1'42.101 *	30.381	24.354 *	28.081	19.285 *	242.6	10	1'40.164	29.977	23.392	27.798	18.997	245.4	
4	1'41.107	30.191	23.606	28.204	19.106	244.8	11	1'41.335	29.895	23.525	28.677	19.238	247.7	
5	1'43.513 *	30.175	23.953	29.974 *	19.411 *	242.1	12	1'41.062	30.063	23.820	28.073	19.106	246.0	
6	1'40.875	30.180	23.631	28.007	19.057	244.3	13	1'40.583	30.011	23.495	28.016	19.061	247.1	
7	1'40.928 *	30.120	23.639	28.079 *	19.090 *	245.4								
8	1'41.069	30.139	23.726	28.058	19.146	244.3								
9	1'40.917	30.210	23.677	28.005	19.025	242.1								
10	1'51.660 P	31.127	25.098	28.592	26.843	243.7								
11	6'31.569	33.656	25.412	28.726	19.858									
12	1'41.804	31.175	23.754	27.950	18.925	244.8								
13	1'39.913	29.921	23.438	27.693	18.861	245.4								
14	1'40.020	29.968	23.390	27.767	18.895	245.4								
15	1'40.325	29.940	23.337	27.964	19.084	246.5								
2nd	80	David ALONSO CFMOTO Inde Aspar T COL												
		Runs=2	Total laps=15	Full laps=12	Valid laps=11									
1	1'59.309 *	29.580	24.457	28.069 *	19.674									
2	1'42.139 *	30.394	23.882	28.534	19.329 *	246.0								
3	1'41.086	30.138	23.584	28.233	19.131	247.1								
4	1'40.965	30.156	23.608	28.107	19.094	247.7								
5	1'41.292	30.122	23.920	28.074	19.176	248.2								
6	1'42.268	30.167	24.221	28.416	19.464	247.7								
7	1'41.023	30.058	23.850	28.041	19.074	248.8								
8	1'41.137	30.310	23.702	28.029	19.096	247.7								
9	2'01.305 P	38.881	25.921	27.955 *	28.548	246.5								
10	6'38.317 *	31.681	24.897	28.367	19.150 *									
11	1'40.579	30.117	23.460	28.026	18.976	244.3								
12	1'40.037	29.935	23.280	27.858	18.964	246.0								
13	1'40.194	29.935	23.308	27.888	19.063	244.8								
14	1'40.286	29.928	23.310	28.037	19.011	247.1								
15	1'41.324	30.032	23.401	28.556	19.335	247.7								
4th	96	Daniel HOLGADO CFMOTO Inde Aspar T SPA												
		Runs=1	Total laps=18	Full laps=17	Valid laps=13									
1	1'50.210	29.751	24.875	28.694	19.741									
2	1'41.731	30.325	23.910	28.246	19.250	244.3								
3	1'40.930	30.106	23.687	28.021	19.116	246.0								
4	1'40.371 *	30.111	23.626	28.153	18.481 *	245.4								
5	1'40.826	30.111	23.673	28.036	19.006	244.3								
6	1'40.723	30.089	23.601	27.961	19.072	246.5								
7	1'40.388	29.984	23.598	27.861	18.945	244.3								
8	1'40.206	29.905	23.603	27.831	18.867	246.0								
9	1'41.224	29.963	23.587	28.215	19.459	246.0								
10	1'44.516 *	32.263	24.122	28.915	19.216 *	244.3								
11	1'41.038 *	30.090	23.735 *	28.088	19.125	244.3								
12	1'40.861	30.208	23.594	28.019	19.040	244.8								
13	1'40.881	30.252	23.550	28.018	19.061	244.3								
14	1'40.707	30.109	23.454	28.041	19.103	246.0								
15	1'40.875	30.194	23.593	28.020	19.068	245.4								
16	1'40.944	30.114	23.541	28.084	19.205	244.8								
17	1'42.925 *	30.555	25.876	27.397 *	19.097 *	245.4								
18	1'40.974	30.275	23.649	27.955	19.095	246.5								
5th	81	Senna AGIUS LIQUI MOLY Dynavolt AUS												
		Runs=2	Total laps=14	Full laps=11	Valid laps=10									
1	2'26.817	37.941	24.812	28.738	19.280									
2	1'42.159	30.397	24.028	28.160	19.574	244.8								
3	1'41.113	30.131	23.731	28.142	19.109	246.0								
4	1'41.393	30.103	24.132	28.189	18.969	246.5								
5	1'41.264 *	30.147 *	23.886	28.189	19.042	246.0								
6	1'40.914	30.116	23.612	28.096	19.090	246.0								
7	1'41.231	30.157	23.838	28.208	19.028	246.0								
8	1'41.125	30.144	23.794	28.135	19.052	245.4								
9	1'41.195	30.051	23.884	28.119	19.141	244.8								
10	1'51.250 P	31.280	24.579	28.144 *	27.247	244.3								
11	7'27.475 *	31.354	23.753	30.384 *	19.840									

Fastest Lap: Manuel GONZALEZ SPA LIQUI MOLY Dynavolt Intact GP **1'39.913** 29.921 23.438 27.693 18.861

These data/results cannot be reproduced, stored and/or transmitted in whole or in part by any manner of electronic, mechanical, photocopying, recording, broadcasting or otherwise now known or herein after developed without the previous express consent by the copyright owner, except for reproduction in daily press and regular printed publications on sale to the public within 60 days of the event related to those data/results and always provided that copyright symbol appears together as follows below.

© MotoGP Sports Entertainment Group, 2026

Official MotoGP Timing by TISSOT

www.motogp.com

Balatonfokajár, Saturday, June 6, 2026

Free Practice Nr. 2

Moto2™

Lap	Lap Time	T1	T2	T3	T4	Speed	Lap	Lap Time	T1	T2	T3	T4	Speed
12	1'40.409	29.996	23.490	27.900	19.023	243.2	13	1'40.775	30.042	23.641	27.811	19.281	243.2
13	1'40.235	29.880	23.519	27.917	18.919	244.8	14	1'40.758	30.120	23.721	27.849	19.068	243.2
14	1'40.760	29.815	23.548	28.158	19.239	244.3	15	1'46.436 *	33.262	24.884	28.508	19.782 *	242.1
							16	1'40.792	30.147	23.819	27.736	19.090	242.6
6th	21	Alonso LOPEZ				ITALJET Gresini Moto2 SPA							
		Runs=2	Total laps=15	Full laps=12	Valid laps=9								
1	1'47.924	30.381	24.855	28.621	19.444		9th	4	Ivan ORTOLA				QJMOTOR - Exocom - SPA
2	1'42.036	30.373	24.094	28.340	19.229	242.1			Runs=2	Total laps=14	Full laps=11	Valid laps=8	
3	1'41.680	30.183	23.944	28.356	19.197	242.1	1	1'57.387	29.000	24.325	28.332	19.415	
4	1'40.654 *	30.291	23.912	27.249 *	19.202 *	243.2	2	1'41.830	30.431	23.842	28.426	19.131	244.3
5	1'41.450	30.268	23.824	28.193	19.165	240.5	3	1'41.637	30.330	24.073	28.168	19.066	243.7
6	1'41.820 *	31.192	24.005	27.345 *	19.278	241.6	4	1'41.507	30.348	23.806	28.118	19.235	245.4
7	1'53.751 P	30.262	25.094	28.952 *	29.443	241.6	5	1'41.882 *	30.327	24.066	28.314	19.175 *	250.0
8	6'29.205	30.715	24.366	28.429	19.174		6	1'41.738 *	30.447	24.331	28.246	18.714 *	244.3
9	1'40.831	30.060	23.678	28.068	19.025	241.0	7	1'49.818 P	30.380	24.729	28.257	26.452	245.4
10	1'40.551	29.947	23.615	27.884	19.105	241.6	8	8'09.739 *	28.577	24.062	28.096	19.162 *	
11	1'45.745	30.089	23.626	32.209	19.821	241.6	9	1'40.766	30.188	23.668	27.908	19.002	242.6
12	1'40.324	29.881	23.479	27.950	19.014	242.6	10	1'40.776	30.147	23.568	27.935	19.126	245.4
13	1'40.541	30.015	23.512	27.897	19.117	243.7	11	1'40.610	30.138	23.569	27.953	18.950	246.0
14	1'41.045	30.193	23.708	28.091	19.053	244.8	12	1'43.513 *	32.749	23.726	27.934	19.104 *	244.8
15	1'41.253 *	30.159 *	23.687	28.260	19.147	241.6	13	1'40.517	30.059	23.670	27.743	19.045	245.4
							14	1'40.422	30.064	23.530	27.823	19.005	246.0
7th	12	Filip SALAC				OnlyFans American Rac CZE	10th	28	Izan GUEVARA				BLU CRU Pramac Yama SPA
		Runs=2	Total laps=16	Full laps=13	Valid laps=8				Runs=2	Total laps=14	Full laps=11	Valid laps=9	
1	2'21.909	30.441	25.063	28.866	19.564		1	2'18.348	30.316	24.534	29.080	19.515	
2	1'43.895	31.292	24.458	28.694	19.451	243.7	2	1'42.666 *	30.494 *	24.404	28.314	19.454	245.4
3	1'41.374 *	30.168	24.063	28.044	19.099 *	244.8	3	1'41.525	30.291	23.737	28.124	19.373	244.8
4	1'41.009	30.144	23.818	27.969	19.078	246.0	4	1'41.029	30.139	23.632	28.123	19.135	244.8
5	1'42.335	30.178	23.971	29.012	19.174	247.1	5	1'40.960	30.161	23.712	28.010	19.077	244.8
6	1'52.199	30.204	33.329	29.442	19.224	244.8	6	1'40.982	30.153	23.527	28.018	19.284	245.4
7	1'41.606 *	30.166	24.018	28.326 *	19.096	244.3	7	1'40.983	30.260	23.599	27.915	19.209	244.8
8	1'42.189	30.114	24.084	28.787	19.204	244.8	8	1'41.084 *	30.406	23.506	27.985	19.187 *	245.4
9	1'41.773	30.195	24.111	28.337	19.130	244.8	9	1'41.141	30.342	23.606	28.099	19.094	246.0
10	1'53.380 P	32.600	25.233	28.452 *	27.095	243.7	10	1'52.086 P	30.325	23.675	29.154	28.932	246.5
11	4'56.220	29.697	24.407	28.644	19.464		11	7'49.115 *	32.352	23.924	27.634 *	19.405	
12	1'40.720 *	30.162	23.741	27.837	18.980 *	242.6	12	1'40.513	30.148	23.488	27.862	19.015	244.8
13	1'40.355	29.860	23.648	27.899	18.948	244.8	13	1'40.640	30.040	23.445	27.724	19.431	246.0
14	1'43.398 *	29.930	23.900	30.072 *	19.496	244.3	14	1'40.662	30.132	23.538	27.815	19.177	246.0
15	1'40.409	29.935	23.608	27.889	18.977	245.4							
16	1'42.807 *	29.997	24.661	28.404 *	19.745 *	247.7	11th	13	Celestino VIETTI				MB Conveyors SpeedRS ITA
									Runs=2	Total laps=14	Full laps=11	Valid laps=10	
8th	17	Daniel MUÑOZ				Italtrans Racing Team SPA	1	1'50.534	30.622	25.636	28.686	20.241	
		Runs=2	Total laps=16	Full laps=13	Valid laps=8		2	1'41.791	30.368	23.845	28.080	19.498	244.8
1	1'50.899	29.515	24.417	28.427	19.961		3	1'40.969	30.213	23.598	28.018	19.140	247.7
2	1'42.213	30.567	24.129	28.257	19.260	243.7	4	1'40.941	30.067	23.653	27.925	19.296	248.2
3	1'42.348	30.726	23.952	28.309	19.361	243.7	5	1'46.694 *	30.191	23.612	31.338 *	21.553	250.0
4	1'42.255	30.717	24.314	28.076	19.148	243.2	6	1'41.064	30.175	23.715	28.007	19.167	247.1
5	1'41.680 *	30.369	23.858	28.203	19.250 *	244.8	7	2'04.196 P	30.241	34.890	30.442 *	28.623	248.8
6	1'41.288 *	30.352	23.800	27.979	19.157 *	242.1	8	7'42.359	31.485	26.633	29.066	19.695	
7	1'41.398 *	30.423	23.747	28.073 *	19.155	242.6	9	1'41.238	30.387	23.740	27.981	19.130	243.2
8	1'41.060	30.252	23.772	27.958	19.078	243.2	10	1'40.875	30.222	23.648	27.927	19.078	246.0
9	1'46.764 *	30.224	27.103	28.665 *	20.772	243.2	11	1'40.929	30.054	23.553	28.110	19.212	246.5
10	1'52.910 P	30.275	23.917	30.484 *	28.234	242.1	12	1'40.691	30.098	23.549	27.887	19.157	246.0
11	4'16.956	29.296	23.956	27.852	19.134		13	1'47.230	30.150	23.503	34.043	19.534	246.0
12	1'40.365	30.219	23.485	27.736	18.925	242.1	14	1'40.563	30.093	23.513	27.878	19.079	246.0

Fastest Lap: Manuel GONZALEZ SPA LIQUI MOLY Dynavolt Intact GP **1'39.913** 29.921 23.438 27.693 18.861

These data/results cannot be reproduced, stored and/or transmitted in whole or in part by any manner of electronic, mechanical, photocopying, recording, broadcasting or otherwise now known or herein after developed without the previous express consent by the copyright owner, except for reproduction in daily press and regular printed publications on sale to the public within 60 days of the event related to those data/results and always provided that copyright symbol appears together as follows below.

© MotoGP Sports Entertainment Group, 2026

Official MotoGP Timing by  TISSOT

www.motogp.com

Balatonfokajár, Saturday, June 6, 2026

Page 2 of 5



Free Practice Nr. 2

Moto2™

Lap	Lap Time	T1	T2	T3	T4	Speed	Lap	Lap Time	T1	T2	T3	T4	Speed
12th	95	Collin VEIJER	Red Bull KTM Ajo			NED	11	1'42.560	31.087	24.027	28.143	19.303	243.7
		Runs=1	Total laps=18	Full laps=17	Valid laps=15		12	1'41.251 *	30.212 *	23.690	28.152	19.197	244.8
1	2'11.667	30.557	24.571	28.873	19.925		13	1'41.186	30.151	23.628	28.166	19.241	246.5
2	1'41.926	30.263	23.860	28.463	19.340	244.3	14	1'41.321	30.123	23.752	28.212	19.234	246.5
3	1'41.012	30.167	23.603	28.083	19.159	244.3	15	1'41.317	30.236	23.691	28.194	19.196	247.1
4	1'41.249	30.196	23.801	28.056	19.196	244.3	16	1'41.163	30.171	23.594	28.221	19.177	246.5
5	1'40.975	30.135	23.688	28.035	19.117	243.7	17	1'41.739 *	30.199 *	23.778	28.509	19.253	247.7
6	1'40.894	30.206	23.655	27.965	19.068	245.4	18	1'41.459	30.337	23.731	28.244	19.147	246.0
7	1'40.871	30.124	23.682	27.960	19.105	244.8							
8	1'40.588	30.030	23.590	27.945	19.023	244.8	15th	84	Zonta VD GOORBERGH	Momoven Idrofoqlia R			NED
9	1'40.674	30.022	23.620	28.003	19.029	244.8			Runs=2	Total laps=15	Full laps=12	Valid laps=7	
10	1'40.782	30.081	23.628	28.005	19.068	244.8	1	2'24.184	29.914	24.897	28.949	19.588	
11	1'40.832	30.228	23.558	27.990	19.056	243.2	2	1'43.465	31.339	24.390	28.368	19.368	242.1
12	1'41.180 *	30.340 *	23.687	28.057	19.096	244.3	3	1'41.849	30.532	23.904	28.202	19.211	241.6
13	1'40.889	30.121	23.700	27.995	19.073	244.3	4	1'57.907 P	30.495	23.810	32.532	31.070	241.6
14	1'40.894	30.066	23.646	28.066	19.116	244.8	5	6'17.020	30.098	24.179	28.388	19.087	
15	1'40.917	30.049	23.621	28.128	19.119	244.3	6	1'41.345	30.255	23.871	28.077	19.142	242.1
16	1'40.678	30.067	23.463	28.023	19.125	243.7	7	1'41.050	30.274	23.652	28.050	19.074	241.6
17	1'41.054	30.110	23.613	28.178	19.153	244.8	8	1'41.203	30.273	23.718	28.080	19.132	241.0
18	1'40.891 *	30.088	23.699	28.022	19.082 *	243.7	9	1'46.558 *	33.075 *	24.668	29.506	19.309	241.6
							10	1'40.961	30.162	23.653	28.044	19.102	241.0
13th	7	Barry BALTUS	REDS Fantic Racing			BEL	11	1'46.461 *	30.218	24.050	32.725 *	19.468	242.1
		Runs=1	Total laps=18	Full laps=17	Valid laps=12		12	1'40.759	30.091	23.597	27.969	19.102	241.6
1	1'47.018	29.548	24.403	28.329	19.263		13	1'49.902 *	35.408	24.288	29.363 *	20.843	241.0
2	1'41.670 *	30.330	23.668	28.251	19.421 *	241.6	14	1'46.825 *	30.071	23.550	33.784 *	19.420	243.2
3	1'41.054	30.043	23.777	28.061	19.173	241.6	15	1'49.347 *	30.303	23.789	35.095 *	20.160	243.2
4	1'41.146	30.147	23.777	28.042	19.180	241.6							
5	1'40.839	30.087	23.705	27.924	19.123	242.1	16th	11	Alex ESCRIG	KLINT Racing Team			SPA
6	1'40.973	30.185	23.593	28.046	19.149	242.1			Runs=2	Total laps=17	Full laps=14	Valid laps=9	
7	1'40.893	30.175	23.552	27.986	19.180	242.1	1	2'41.595	32.824	26.310	31.089	19.426	
8	1'41.058	30.093	23.619	28.159	19.187	242.1	2	1'42.494 *	30.691	24.369	27.968 *	19.466	242.6
9	1'42.475	30.209	23.629	28.792	19.845	242.1	3	1'41.215	30.155	23.811	28.055	19.194	242.1
10	1'40.907	30.146	23.617	28.010	19.134	242.1	4	1'41.486	30.095	24.166	28.147	19.078	242.1
11	1'41.275 *	30.171	23.574	28.323 *	19.207	242.1	5	1'40.872	30.135	23.553	28.172	19.012	242.6
12	1'40.764	30.094	23.648	27.925	19.097	242.6	6	1'40.899	30.082	23.685	28.030	19.102	242.6
13	1'40.594	29.936	23.577	28.004	19.077	243.2	7	1'41.192 *	30.134	23.641	28.291 *	19.126	241.6
14	1'42.420 *	31.079 *	23.844	28.243	19.254	243.2	8	2'02.174 P	34.211	27.034	31.221	29.708	242.6
15	1'41.024	30.154	23.569	28.137	19.164	242.1	9	2'09.662	32.025	24.661	29.599	19.236	
16	1'40.835	30.025	23.605	27.981	19.224	242.6	10	1'41.400 *	30.102	25.008	27.165 *	19.125	243.7
17	1'43.558 *	30.297	25.861	28.179 *	19.221	242.1	11	1'41.130	30.205	23.701	28.103	19.121	243.7
18	1'45.173 *	31.518	23.805	29.728 *	20.122	242.6	12	1'41.081	30.261	23.543	27.981	19.296	243.7
							13	1'41.273	30.123	23.661	28.274	19.215	244.3
14th	98	Jose Antonio RUEDA	Red Bull KTM Ajo			SPA	14	1'47.006 *	33.579	25.589	28.692	19.146 *	243.7
		Runs=1	Total laps=18	Full laps=17	Valid laps=14		15	1'44.517 *	30.263	24.245	30.066 *	19.943	244.8
1	1'51.467	29.187	24.724	28.550	19.394		16	1'41.570	30.180	23.783	28.340	19.267	244.3
2	1'42.068	30.537	24.117	28.254	19.160	246.0	17	1'43.331	30.500	23.982	29.120	19.729	243.2
3	1'42.335	30.572	24.226	28.430	19.107	248.2							
4	1'41.467	30.359	23.873	28.187	19.048	246.0	17th	99	Adrian HUERTAS	Italtrans Racing Team			SPA
5	1'41.642	30.403	23.976	28.088	19.175	246.5			Runs=3	Total laps=15	Full laps=11	Valid laps=6	
6	1'41.150	30.204	23.707	28.109	19.130	244.8	1	1'51.041	29.318	24.649	28.505	19.622	
7	1'41.362 *	30.197	23.888 *	28.030	19.247	245.4	2	1'42.264	30.645	24.188	28.238	19.193	246.5
8	1'40.953	30.204	23.792	27.896	19.061	245.4	3	1'42.286 *	30.712 *	24.229	28.114 *	19.231	244.8
9	1'41.030	30.164	23.695	28.034	19.137	246.0	4	1'41.659	30.412	23.928	28.163	19.156	247.7
10	1'40.651	29.903	23.640	27.988	19.120	244.8	5	1'42.606 *	30.326	24.913	28.171 *	19.196	243.7
							6	1'41.514	30.387	23.912	28.135	19.080	245.4

Fastest Lap: Manuel GONZALEZ SPA LIQUI MOLY Dynavolt Intact GP **1'39.913** 29.921 23.438 27.693 18.861

These data/results cannot be reproduced, stored and/or transmitted in whole or in part by any manner of electronic, mechanical, photocopying, recording, broadcasting or otherwise now known or herein after developed without the previous express consent by the copyright owner, except for reproduction in daily press and regular printed publications on sale to the public within 60 days of the event related to those data/results and always provided that copyright symbol appears together as follows below.

© MotoGP Sports Entertainment Group, 2026

Official MotoGP Timing by  TISSOT

www.motogp.com

Balatonfokajár, Saturday, June 6, 2026

Page 3 of 5



Free Practice Nr. 2

Moto2™

Lap	Lap Time	T1	T2	T3	T4	Speed	Lap	Lap Time	T1	T2	T3	T4	Speed
7	1'41.240 *	30.217	23.937	28.158	18.928 *	245.4	2	1'43.150 *	30.850	24.057	28.715	19.528 *	244.8
8	1'50.012 P	30.475	24.149	27.882 *	27.506	246.0	3	1'42.725	30.666	24.199	28.538	19.322	244.3
9	2'16.498 P	28.482	24.312	27.509 *	26.766		4	1'42.480	30.518	24.143	28.543	19.276	244.3
10	5'58.113 *	30.245	24.121	27.528 *	19.206		5	1'42.686	30.490	24.342	28.558	19.296	244.3
11	1'43.954	30.286	26.323	28.217	19.128	244.8	6	1'56.033 P	32.964	25.525	28.808 *	28.736	243.7
12	1'41.281	30.253	23.910	27.985	19.133	245.4	7	6'51.760	29.777	24.521	30.500	19.390	
13	1'40.978	30.204	23.695	27.971	19.108	245.4	8	1'41.672	30.325	23.946	28.219	19.182	244.3
14	1'41.433 *	30.282	23.818	28.068	19.265 *	244.8	9	1'41.685 *	30.351 *	23.856	28.313	19.165	246.0
15	1'40.574 *	30.249	23.925	27.181 *	19.219	245.4	10	1'41.502	30.307	23.800	28.205	19.190	245.4

18th **44** **Aron CANET** ELF Marc VDS Racing T SPA
Runs=1 Total laps=18 Full laps=17 Valid laps=14

1	2'07.694	29.819	27.170	29.382	19.740	
2	1'42.378	30.800	24.101	28.249	19.228	243.7
3	1'41.796	30.283	24.011	28.226	19.276	244.8
4	1'41.524	30.373	23.782	28.102	19.267	243.2
5	1'41.399	30.297	23.767	28.175	19.160	243.7
6	1'41.242	30.237	23.840	28.081	19.084	244.3
7	1'44.332	30.261	26.597	28.295	19.179	243.7
8	1'41.009	30.189	23.812	28.017	18.991	244.8
9	1'46.270	30.368	28.002	28.655	19.245	244.3
10	1'41.327	30.260	23.760	28.163	19.144	244.3
11	1'50.389 *	30.283	30.196	30.176 *	19.734	243.2
12	1'42.533 *	30.423 *	24.195	28.681	19.234	243.2
13	1'41.547	30.388	23.861	28.094	19.204	243.2
14	1'41.639	30.331	23.832	28.189	19.287	244.3
15	1'41.478	30.331	23.775	28.204	19.168	244.3
16	1'49.923 *	30.341	30.801	29.273 *	19.508	243.7
17	1'41.679	30.292	23.960	28.168	19.259	244.3
18	1'41.403	30.243	23.739	28.187	19.234	245.4

19th **53** **Deniz ÖNCÜ** ELF Marc VDS Racing T TUR
Runs=1 Total laps=18 Full laps=17 Valid laps=10

1	2'01.349 *	29.038	24.761	27.929 *	19.301	
2	1'41.391	30.167	23.976	28.118	19.130	245.4
3	1'41.690	30.378	23.865	28.335	19.112	246.5
4	1'41.308	30.058	23.980	28.136	19.134	247.1
5	1'42.767 *	30.289 *	24.364	28.795 *	19.319	246.0
6	1'41.954 *	30.458	24.305	28.103 *	19.088	246.5
7	1'42.046	30.231	24.335	28.337	19.143	247.1
8	1'41.601 *	30.197	24.082 *	28.237	19.085	246.0
9	1'48.121 *	30.339	24.013	31.475 *	22.294	246.5
10	1'41.686	30.362	23.907	28.216	19.201	245.4
11	1'41.598	30.231	24.059	28.141	19.167	243.7
12	1'58.153 *	30.344 *	25.706	42.516 *	19.587 *	246.0
13	1'41.660	30.274	23.997	28.170	19.219	244.8
14	1'41.067	30.057	23.821	28.099	19.090	247.1
15	1'41.071	30.064	23.741	28.093	19.173	246.5
16	1'47.006 *	30.161	24.480 *	30.939 *	21.426 *	247.1
17	1'42.763 *	30.179	23.929 *	28.922 *	19.733	246.0
18	1'41.964	30.292	23.803	28.308	19.561	246.5

20th **71** **Ayumu SASAKI** Momoven Idrofoglia R JPN
Runs=2 Total laps=15 Full laps=12 Valid laps=9

1	2'02.183 *	29.722	24.679	28.050 *	19.689	
---	------------	--------	--------	----------	--------	--

21st **72** **Taiyo FURUSATO** Idemitsu Honda Team JPN
Runs=2 Total laps=15 Full laps=12 Valid laps=6

1	1'54.972 *	30.495	25.125	27.857 *	18.865 *	
2	1'43.011 *	30.831	24.114	28.758 *	19.308 *	246.5
3	1'42.276	30.438	24.032	28.545	19.261	247.1
4	1'42.032	30.482	23.889	28.413	19.248	247.1
5	1'55.424 P	30.914	24.989	30.571 *	28.950	247.1
6	7'00.327 *	31.190	24.274	27.477 *	18.991 *	
7	1'41.715	30.429	23.813	28.257	19.216	242.1
8	1'41.431	30.344	23.801	28.194	19.092	243.7
9	1'44.592 *	32.324 *	24.199	28.587 *	19.482	245.4
10	1'41.571	30.240	23.847	28.346	19.138	246.0
11	1'41.428 *	30.202	23.715	28.225	19.286 *	247.1
12	1'41.561 *	30.247	23.687	28.361	19.266 *	243.7
13	1'43.139 *	31.262	24.304	27.938 *	19.635 *	243.2
14	1'41.555 *	30.248	23.897	28.144 *	19.266 *	244.3
15	1'41.206	30.223	23.706	28.186	19.091	243.7

22nd **54** **Alberto FERRANDEZ** BLU CRU Pramac Yama SPA
Runs=1 Total laps=16 Full laps=15 Valid laps=10

1	2'23.164	30.588	24.876	29.087	19.539	
2	1'42.025	30.306	24.186	28.232	19.301	243.7
3	1'41.251 *	30.216 *	23.961	27.855	19.219	243.7
4	1'41.470	30.240	23.917	27.968	19.345	243.7
5	1'43.629 *	30.359 *	23.811	29.460 *	19.999 *	243.7
6	1'41.661	30.415	23.994	27.946	19.306	243.7
7	3'51.937	30.265	23.978	2'36.057	21.637	243.2
8	1'41.155 *	30.557	24.036	27.318 *	19.244	242.6
9	1'41.393	30.258	23.905	27.874	19.356	243.2
10	1'41.883 *	30.382	24.119	28.175 *	19.207	242.1
11	1'41.394	30.357	23.841	27.968	19.228	243.2
12	1'41.741	30.294	24.310	27.976	19.161	243.2
13	1'41.518	30.318	23.964	28.010	19.226	244.3
14	1'41.443	30.347	23.854	28.061	19.181	243.7
15	1'41.416	30.322	23.923	28.010	19.161	243.7
16	1'45.552 *	32.279	25.779	28.026 *	19.468	242.6

23rd **16** **Joe ROBERTS** OnlyFans American Rac USA
Runs=2 Total laps=12 Full laps=9 Valid laps=7

1	2'03.768 *	30.630	25.556	30.209 *	20.256	
---	------------	--------	--------	----------	--------	--

Fastest Lap: Manuel GONZALEZ SPA LIQUI MOLY Dynavolt Intact GP 1'39.913 29.921 23.438 27.693 18.861

These data/results cannot be reproduced, stored and/or transmitted in whole or in part by any manner of electronic, mechanical, photocopying, recording, broadcasting or otherwise now known or herein after developed without the previous express consent by the copyright owner, except for reproduction in daily press and regular printed publications on sale to the public within 60 days of the event related to those data/results and always provided that copyright symbol appears together as follows below.

© MotoGP Sports Entertainment Group, 2026

Official MotoGP Timing by TISSOT

www.motogp.com

Balatonfokajár, Saturday, June 6, 2026

Page 4 of 5

Free Practice Nr. 2

Moto2™

Lap	Lap Time	T1	T2	T3	T4	Speed	Lap	Lap Time	T1	T2	T3	T4	Speed
2	1'44.396	31.028	24.673	29.013	19.682	241.6	6	1'42.620 *	30.551	24.081	28.616	19.372 *	244.3
3	1'48.299	30.762	26.919	30.942	19.676	241.6	7	1'51.942 P	30.902	24.071	28.610 *	28.359	244.8
4	1'43.126	30.619	24.365	28.640	19.502	241.6	8	6'47.192 *	32.698	25.830 *	31.848 *	19.383	
5	1'52.624 *	32.540	29.108	31.227 *	19.749	242.1	9	1'42.053 *	30.573 *	23.694	28.346	19.440	243.2
6	1'55.647 P	31.187	25.977	29.684	28.799	243.7	10	1'41.960	30.437	23.872	28.368	19.283	242.6
7	11'50.390	29.791	24.353	28.610	19.390		11	1'41.911	30.434	23.931	28.253	19.293	243.7
8	1'41.889	30.413	23.887	28.245	19.344	244.3	12	1'41.900	30.491	23.903	28.269	19.237	243.2
9	1'41.505	30.316	23.727	28.341	19.121	245.4	13	2'05.492 *	38.343	32.374	31.827 *	22.948	243.7
10	1'41.989	30.327	23.848	28.480	19.334	243.2	14	1'41.822	30.578	23.722	28.146	19.376	246.5
11	1'41.672	30.339	23.730	28.335	19.268	244.3	15	1'41.649 *	30.417	23.701	28.217 *	19.314	244.8
12	1'41.623 *	30.235	23.779	28.282 *	19.327	244.3							

24th	32	Luca LUNETTA	MB Conveyors SpeedRS	ITA		
Runs=2	Total laps=15	Full laps=12	Valid laps=10			
1	1'45.396	30.434	24.817	28.960	19.400	
2	1'43.393	30.997	24.238	28.550	19.608	242.1
3	1'42.435	30.618	24.168	28.357	19.292	245.4
4	1'42.835	30.599	24.333	28.467	19.436	243.7
5	1'53.045 P	30.841	23.819	28.350	30.035	245.4
6	6'37.977	30.922	24.597	32.072	19.443	
7	1'41.637	30.416	23.788	28.240	19.193	241.6
8	1'41.547	30.282	23.755	28.234	19.276	243.7
9	1'44.474 *	30.448 *	25.723	28.976	19.327	243.7
10	1'42.215	30.446	23.928	28.614	19.227	243.2
11	1'42.631	30.611	24.020	28.608	19.392	244.3
12	1'42.659	30.673	24.046	28.480	19.460	243.2
13	1'42.400	30.575	23.951	28.445	19.429	242.1
14	1'45.174 *	30.997	24.377	30.636 *	19.164 *	243.7
15	1'43.623	30.789	24.240	29.020	19.574	243.2

25th	36	Angel PIQUERAS	QJMOTOR - Exocom -	SPA		
Runs=2	Total laps=15	Full laps=12	Valid laps=7			
1	2'40.914	30.289	26.213	29.663	19.778	
2	1'43.902	31.268	24.432	28.734	19.468	240.0
3	1'42.981	30.684	24.318	28.559	19.420	245.4
4	1'42.793	30.570	24.319	28.516	19.388	246.0
5	1'42.450	30.493	24.237	28.418	19.302	246.5
6	1'44.623 *	30.442	24.792	29.762 *	19.627	246.0
7	1'55.211 P	30.766	24.323	30.433 *	29.689	245.4
8	6'03.333	30.037	24.738	28.859	19.469	
9	1'48.795 *	30.999 *	26.806	31.712 *	19.278	245.4
10	1'41.805	30.255	24.078	28.310	19.162	248.8
11	1'43.088	30.267	23.923	28.416	20.482	248.2
12	1'44.299 *	32.294	24.559	28.104 *	19.342	249.4
13	1'43.054	30.749	24.392	28.583	19.330	247.1
14	1'49.756 *	30.393	29.685	30.050 *	19.628	248.8
15	1'46.561 *	30.596	24.521	30.300 *	21.144	247.1

26th	3	Sergio GARCIA	ITALJET Gresini Moto2	SPA		
Runs=2	Total laps=15	Full laps=12	Valid laps=6			
1	1'53.809	30.030	25.527	30.202	20.030	
2	1'42.659 *	30.642	24.087	28.490	19.440 *	244.3
3	1'42.591	30.657	23.933	28.642	19.359	243.7
4	1'42.172	30.529	23.934	28.383	19.326	243.7
5	1'46.552 *	30.655	26.673	29.725	19.499 *	243.7

27th	85	Xabi ZURUTUZA	KLINT Racing Team	SPA		
Runs=2	Total laps=15	Full laps=12	Valid laps=6			
1	1'51.972 *	29.344	24.664	29.285	18.805 *	
2	1'42.891 *	30.642	24.370 *	28.574	19.305	246.5
3	1'42.622	30.640	24.011	28.520	19.451	246.0
4	1'42.157 *	30.523	23.869	28.510	19.255 *	243.7
5	1'42.318	30.436	24.123	28.540	19.219	244.3
6	1'42.304	30.625	23.934	28.449	19.296	244.8
7	1'49.500 *	30.491	27.105	31.346 *	20.558	244.8
8	1'42.221	30.534	23.991	28.484	19.212	244.3
9	1'41.924	30.417	23.763	28.489	19.255	244.8
10	1'43.316 *	32.988	23.777	27.845 *	18.706 *	243.7
11	1'42.081	30.395	23.925	28.470	19.291	244.8
12	1'53.930 P	33.094 *	24.589	27.932 *	28.315	243.7
13	5'55.523 *	30.457	24.854	29.246 *	18.932 *	
14	1'41.878 *	30.694 *	24.088	27.825 *	19.271	244.3
15	1'42.501 *	30.453 *	24.242	28.608	19.198	244.3

28th	22	Jacob ROULSTONE	Idemitsu Honda Team	AUS		
Runs=2	Total laps=6	Full laps=3	Valid laps=2			
1	2'09.288	30.696	26.197	29.962	19.940	
2	1'44.735 *	31.211	24.858	28.830	19.836 *	242.6
3	1'54.459 P	30.553	25.240	30.493 *	28.173	245.4
4	9'15.973 *	30.553	25.924	29.052	19.544 *	
5	1'47.909	30.866	24.230	28.516	24.297	242.1
6	1'47.572	31.658	27.558	28.948	19.408	237.8

Fastest Lap: Manuel GONZALEZ SPA LIQUI MOLY Dynavolt Intact GP **1'39.913** 29.921 23.438 27.693 18.861

These data/results cannot be reproduced, stored and/or transmitted in whole or in part by any manner of electronic, mechanical, photocopying, recording, broadcasting or otherwise now known or herein after developed without the previous express consent by the copyright owner, except for reproduction in daily press and regular printed publications on sale to the public within 60 days of the event related to those data/results and always provided that copyright symbol appears together as follows below.

© MotoGP Sports Entertainment Group, 2026

Official MotoGP Timing by TISSOT

www.motogp.com

Balatonfokajár, Saturday, June 6, 2026

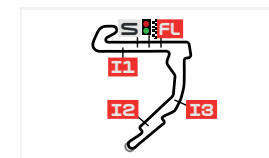
Page 5 of 5



BEST PARTIAL TIMES

GRAND PRIX OF HUNGARY

FREE PRACTICE NR. 2



Balaton Park Circuit

4075 m.

IT Ideal Lap Time, sum of the best partial times

BT Best Lap Time

Pos	T1		T2		T3		T4		Pos	Rider	IT	BT	
	Rider	Time	Rider	Time	Rider	Time	Rider	Time					
1	S.AGIUS	29.815	D.ALONSO	23.280	M.GONZALEZ	27.693	M.GONZALEZ	18.861	1	M.GONZALEZ	1'39.812	1'39.913	(1)
2	F.SALAC	29.860	M.GONZALEZ	23.337	I.GUEVARA	27.724	D.HOLGADO	18.867	2	D.ALONSO	1'40.030	1'40.037	(2)
3	A.LOPEZ	29.881	T.ARBOLINO	23.392	D.MUÑOZ	27.736	S.AGIUS	18.919	3	D.HOLGADO	1'40.057	1'40.206	(4)
4	T.ARBOLINO	29.895	I.GUEVARA	23.445	I.ORTOLA	27.743	D.MUÑOZ	18.925	4	T.ARBOLINO	1'40.082	1'40.164	(3)
5	J.RUEDA	29.903	D.HOLGADO	23.454	T.ARBOLINO	27.798	F.SALAC	18.948	5	S.AGIUS	1'40.124	1'40.235	(5)
6	D.HOLGADO	29.905	C.VEIJER	23.463	D.HOLGADO	27.831	I.ORTOLA	18.950	6	D.MUÑOZ	1'40.188	1'40.365	(8)
7	M.GONZALEZ	29.921	A.LOPEZ	23.479	F.SALAC	27.837	D.ALONSO	18.964	7	I.GUEVARA	1'40.224	1'40.513	(10)
8	D.ALONSO	29.928	D.MUÑOZ	23.485	A.FERRANDEZ	27.855	A.CANET	18.991	8	F.SALAC	1'40.253	1'40.355	(7)
9	B.BALTUS	29.936	S.AGIUS	23.490	D.ALONSO	27.858	T.ARBOLINO	18.997	9	A.LOPEZ	1'40.258	1'40.324	(6)
10	C.VEIJER	30.022	C.VIETTI	23.503	C.VIETTI	27.878	A.ESCRIG	19.012	10	I.ORTOLA	1'40.282	1'40.422	(9)
11	I.GUEVARA	30.040	I.ORTOLA	23.530	A.LOPEZ	27.884	A.LOPEZ	19.014	11	J.RUEDA	1'40.441	1'40.651	(14)
12	D.MUÑOZ	30.042	A.ESCRIG	23.543	J.RUEDA	27.896	I.GUEVARA	19.015	12	C.VEIJER	1'40.453	1'40.588	(12)
13	C.VIETTI	30.054	Z.VD GOORBER	23.550	S.AGIUS	27.900	C.VEIJER	19.023	13	B.BALTUS	1'40.489	1'40.594	(13)
14	D.ÖNCÜ	30.057	B.BALTUS	23.552	B.BALTUS	27.924	J.RUEDA	19.048	14	C.VIETTI	1'40.513	1'40.563	(11)
15	I.ORTOLA	30.059	J.RUEDA	23.594	C.VEIJER	27.945	A.SASAKI	19.058	15	A.ESCRIG	1'40.618	1'40.872	(16)
16	Z.VD GOORBER	30.071	F.SALAC	23.608	Z.VD GOORBER	27.969	Z.VD GOORBER	19.074	16	Z.VD GOORBERGH	1'40.664	1'40.759	(15)
17	A.ESCRIG	30.082	A.SASAKI	23.612	A.HUERTAS	27.971	B.BALTUS	19.077	17	A.SASAKI	1'40.905	1'41.131	(20)
18	A.SASAKI	30.090	T.FURUSATO	23.687	A.ESCRIG	27.981	C.VIETTI	19.078	18	A.CANET	1'40.936	1'41.009	(18)
19	A.CANET	30.189	S.GARCIA	23.694	A.CANET	28.017	A.HUERTAS	19.080	19	A.HUERTAS	1'40.950	1'40.978	(17)
20	T.FURUSATO	30.202	A.HUERTAS	23.695	D.ÖNCÜ	28.093	D.ÖNCÜ	19.085	20	D.ÖNCÜ	1'40.976	1'41.067	(19)
21	A.HUERTAS	30.204	J.ROBERTS	23.727	A.SASAKI	28.145	T.FURUSATO	19.091	21	A.FERRANDEZ	1'41.067	1'41.393	(22)
22	J.ROBERTS	30.235	A.CANET	23.739	S.GARCIA	28.146	J.ROBERTS	19.121	22	T.FURUSATO	1'41.166	1'41.206	(21)
23	A.FERRANDEZ	30.240	D.ÖNCÜ	23.741	T.FURUSATO	28.186	A.FERRANDEZ	19.161	23	J.ROBERTS	1'41.328	1'41.505	(23)
24	A.PIQUERAS	30.255	L.LUNETTA	23.755	L.LUNETTA	28.234	A.PIQUERAS	19.162	24	L.LUNETTA	1'41.464	1'41.547	(24)
25	L.LUNETTA	30.282	X.ZURUTUZA	23.763	J.ROBERTS	28.245	L.LUNETTA	19.193	25	S.GARCIA	1'41.494	1'41.822	(26)

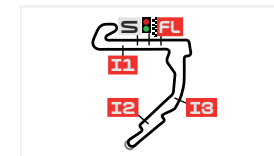
These data/results cannot be reproduced, stored and/or transmitted in whole or in part by any manner of electronic, mechanical, photocopying, recording, broadcasting or otherwise now known or herein after developed without the previous express consent by the copyright owner, except for reproduction in daily press and regular printed publications on sale to the public within 60 days of the event related to those data/results and always provided that copyright symbol appears together as follows below.

© MotoGP Sports Entertainment Group, 2026

BEST PARTIAL TIMES

GRAND PRIX OF HUNGARY

FREE PRACTICE NR. 2



Balaton Park Circuit

4075 m.

IT Ideal Lap Time, sum of the best partial times

BT Best Lap Time

Pos	T1		T2		T3		T4		Pos	Rider	IT	BT	
	Rider	Time	Rider	Time	Rider	Time	Rider	Time					
26	X.ZURUTUZA	30.395	A.FERRANDEZ	23.811	A.PIQUERAS	28.310	X.ZURUTUZA	19.198	26	A.PIQUERAS	1'41.650	1'41.805	(25)
27	S.GARCIA	30.417	A.PIQUERAS	23.923	X.ZURUTUZA	28.449	S.GARCIA	19.237	27	X.ZURUTUZA	1'41.805	1'41.924	(27)
28	J.ROULSTONE	30.553	J.ROULSTONE	24.230	J.ROULSTONE	28.516	J.ROULSTONE	19.408	28	J.ROULSTONE	1'42.707	1'47.572	(28)

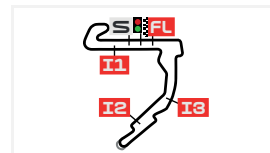
These data/results cannot be reproduced, stored and/or transmitted in whole or in part by any manner of electronic, mechanical, photocopying, recording, broadcasting or otherwise now known or herein after developed without the previous express consent by the copyright owner, except for reproduction in daily press and regular printed publications on sale to the public within 60 days of the event related to those data/results and always provided that copyright symbol appears together as follows below.

© MotoGP Sports Entertainment Group, 2026

FASTEST LAPS SEQUENCE

GRAND PRIX OF HUNGARY

FREE PRACTICE NR. 2



Balaton Park Circuit

4075 m.

Practice Time	#	Rider	Nation	Motorcycle	Time	Km/h	Rider's Lap
3'28.789	32	Luca LUNETTA	ITA	BOSCOSCURO	1'43.393	141.8	2
3'29.960	21	Alonso LOPEZ	SPA	KALEX	1'42.036	143.7	2
3'31.941	96	Daniel HOLGADO	SPA	KALEX	1'41.731	144.2	2
3'42.740	53	Deniz ÖNCÜ	TUR	BOSCOSCURO	1'41.391	144.6	2
5'09.742	7	Barry BALTUS	BEL	KALEX	1'41.054	145.1	3
5'12.871	96	Daniel HOLGADO	SPA	KALEX	1'40.930	145.3	3
8'31.727	7	Barry BALTUS	BEL	KALEX	1'40.839	145.4	5
8'34.068	96	Daniel HOLGADO	SPA	KALEX	1'40.826	145.4	5
10'14.791	96	Daniel HOLGADO	SPA	KALEX	1'40.723	145.6	6
11'55.179	96	Daniel HOLGADO	SPA	KALEX	1'40.388	146.1	7
13'35.385	96	Daniel HOLGADO	SPA	KALEX	1'40.206	146.3	8
25'49.457	80	David ALONSO	COL	KALEX	1'40.037	146.6	12
28'09.865	18	Manuel GONZALEZ	SPA	KALEX	1'39.913	146.8	13

These data/results cannot be reproduced, stored and/or transmitted in whole or in part by any manner of electronic, mechanical, photocopying, recording, broadcasting or otherwise now known or herein after developed without the previous express consent by the copyright owner, except for reproduction in daily press and regular printed publications on sale to the public within 60 days of the event related to those data/results and always provided that copyright symbol appears together as follows below.

© MotoGP Sports Entertainment Group, 2026

Official MotoGP Timing by www.motogp.com

Balatonfokajár, Saturday, June 6, 2026