

Prosecco DOC UK Round, 10-12 July 2026
Results Tissot Superpole

Donington Park 4.023 m

1 / 2

No.	Rider	Nat	Team	Bike	Time	Gap	Rel.	Laps	Speed	
									Avg	Max
1	6 M. HERRERA	ESP	Terra & Vita GRT Yamaha WorldWCR	Yamaha YZF-R7	1'39.091			8	146,157	200,7
2	36 B. NEILA	ESP	Ampito Crescent Yamaha	Yamaha YZF-R7	1'39.639	0.548	0.548	11	145,353	198,9
3	58 P. RAMOS	ESP	Klint Racing Team	Yamaha YZF-R7	1'39.991	0.900	0.352	9	144,841	198,2
4	46 P. RUIZ	ESP	PR46+1 Racing Team	Yamaha YZF-R7	1'40.520	1.429	0.529	12	144,079	197,8
5	8 T. RELPH	AUS	Full Throttle Racing	Yamaha YZF-R7	1'40.556	1.465	0.036	10	144,027	198,9
6	11 Y. CERPA	ESP	MotosCerpa-Gradara Corse	Yamaha YZF-R7	1'40.950	1.859	0.394	11	143,465	202,2
7	15 C. JONES	GBR	Monster Energy Crescent Yamaha	Yamaha YZF-R7	1'41.311	2.220	0.361	8	142,954	200,0
8	83 A. MADRIGAL	MEX	Pons Italika Racing FIMLA	Yamaha YZF-R7	1'41.382	2.291	0.071	9	142,854	199,3
9	20 N. RIVERA	ESP	Terra & Vita GRT Yamaha WorldWCR	Yamaha YZF-R7	1'41.483	2.392	0.101	12	142,712	203,0
10	64 S. SANCHEZ	ESP	Hadden Racing Team	Yamaha YZF-R7	1'41.488	2.397	0.005	12	142,705	201,1
11	12 M. SARAPUECH	THA	Yamaha AD78 FIMLA by EEST NJT Racing	Yamaha YZF-R7	1'41.504	2.413	0.016	12	142,682	203,4
12	96 R. PONZIANI	ITA	Klint Racing Team	Yamaha YZF-R7	1'41.772	2.681	0.268	12	142,306	201,1
13	4 E. BONDI	FRA	FT Racing Academy	Yamaha YZF-R7	1'41.888	2.797	0.116	12	142,144	202,2
14	37 L. VIEILLARD	FRA	FT Racing Academy	Yamaha YZF-R7	1'42.003	2.912	0.115	12	141,984	198,5
15	25 J. PEDEMONTE	FRA	GMT94 Yamaha	Yamaha YZF-R7	1'42.151	3.060	0.148	10	141,778	204,5
16	26 K. HAND	GBR	Team Trasimeno	Yamaha YZF-R7	1'42.236	3.145	0.085	11	141,660	201,9
17	99 I. CARRENO	CHI	Pons Italika Racing FIMLA	Yamaha YZF-R7	1'42.542	3.451	0.306	12	141,238	199,6
18	16 L. MICHEL	GER	TSL-Racing	Yamaha YZF-R7	1'42.561	3.470	0.019	13	141,212	202,2
19	41 A. BARALE	ITA	Hadden Racing Team	Yamaha YZF-R7	1'42.571	3.480	0.010	12	141,198	198,9
20	14 M. DOBBS	USA	YVS Sabadell Diva Racing	Yamaha YZF-R7	1'42.922	3.831	0.351	11	140,716	198,9
21	19 A. OUREDNIKOVA	CZE	Daftmotoracing	Yamaha YZF-R7	1'43.360	4.269	0.438	12	140,120	196,4
22	88 D. DAL ZOTTO	ITA	PATA AG Motorsport Italia	Yamaha YZF-R7	1'43.594	4.503	0.234	11	139,803	199,6
23	28 O. ONGARO	FRA	Prata Motor Sport	Yamaha YZF-R7	1'46.311	7.220	2.717	11	136,230	196,4
24	93 J. RITAINE	FRA	Team Trasimeno	Yamaha YZF-R7	1'46.937	7.846	0.626	11	135,433	196,4

Qualifying Lap Time (110% of 1'39.091): 1'49.001

AIR	Humidity:	39%	Temp:	31°C
TRACK	Condition:	Dry	Temp:	46°C

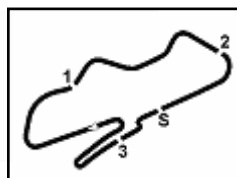
Records	Pole	[SP]	2025	B.Neila	1'39.687	145,280	Km/h
	Race	[RC1]	2025	B.Neila	1'38.964	146,340	Km/h
	All Times	[RC1]	2025	B.Neila	1'38.964	146,340	Km/h

10/07/2026 Start 14:10 End 14:37 The results are provisional until the end of the time limit for protests and appeals and the completion of the technical checks. Clerk Of The Course: **Stuart Higgs** Publication Time: **14:41**

These data/results cannot be reproduced, stored and/or transmitted in whole or in part by any manner of electronic, mechanical, photocopying, recording, broadcasting or otherwise now known or herein after developed without the previous express consent by the copyright owner, except for reproduction in daily press and regular printed publications on sale to the public within 60 days of the event related to those data/results and always provided that copyright symbol appears together as follows below.

© DORNA WSBK ORGANIZATION Srl 2026





Prosecco DOC UK Round, 10-12 July 2026
Results Tissot Superpole

Session Highlights

Local Time	No. Rider	Description
14.10.00		Start of Session
14.14.16	64 S. SANCHEZ	#64 Current Lap Time Cancelled - Exceeded Track Limits - Turn 9
14.14.50	64 S. SANCHEZ	#64 Lap Time Cancelled [1'46.072] - Exceeded Track Limits - Turn 9
14.19.29	15 C. JONES	#15 On Asphalt - Rejoined - Turn 1
14.20.30	15 C. JONES	#15 Current Lap Time Cancelled - Exceeded Track Limits - Turn 9
14.21.12	15 C. JONES	#15 Lap Time Cancelled [2'01.716] - Exceeded Track Limits - Turn 9
14.23.49	11 Y. CERPA	#11 Lap Time Cancelled [1'50.111] - Exceeded Track Limits - Turn 10
14.24.41	4 E. BONDI	#4 Current Lap Time Cancelled - Exceeded Track Limits - Turn 9
14.24.41	37 L. VIEILLARD	#37 Current Lap Time Cancelled - Exceeded Track Limits - Turn 9
14.25.19	37 L. VIEILLARD	#37 Lap Time Cancelled [1'53.143] - Exceeded Track Limits - Turn 9
14.25.25	4 E. BONDI	#4 Lap Time Cancelled [2'01.138] - Exceeded Track Limits - Turn 9
14.26.35	15 C. JONES	#15 Current Lap Time Cancelled - Exceeded Track Limits - Turn 9
14.27.18	15 C. JONES	#15 Lap Time Cancelled [1'58.607] - Exceeded Track Limits - Turn 9
14.30.07	11 Y. CERPA	#11 Lap Time Cancelled [1'46.000] - Exceeded Track Limits - Turn 10
14.30.54		Yellow Flag Out - Turn 7
14.31.07	25 J. PEDEMONTE	#25 Crashed - Turn 7
14.31.44	25 J. PEDEMONTE	#25 Rejoined
14.31.48		Yellow Flag In - Turn 7
14.31.48		Riders Under Yellow Flag at Turn 7: #25 #19 #41 #93 #96 #37 #16 #99 #28 #88 #14 #8 #12 #20
14.32.04		Yellow Flag Out - Turn 1-2
14.32.19	15 C. JONES	#15 Crashed - Turn 1
14.33.16	15 C. JONES	#15 Medical Centre
14.34.14		Yellow Flag In - Turn 1-2
14.34.14		Riders Under Yellow Flag at Turn 1-2: #15 #41 #19 #93 #96 #37 #16 #99 #28 #88 #14 #8 #12 #20 #46 #11 #6 #26 #58 #36 #83 #64 #4
14.37.43		End of Session

Fastest Laps Sequence

No.	Rider	Nat	Team	Bike	Local Time	Time	Gap	Avg
28	D. ONGARO	FRA	Prata Motor Sport	Yamaha YZF-R7	14:13'45.525	1'48.224		133,822
46	P. RUIZ	ESP	PR46+1 Racing Team	Yamaha YZF-R7	14:13'53.928	1'45.629	-2.595	137,110
16	L. MICHEL	GER	TSL-Racing	Yamaha YZF-R7	14:13'56.298	1'43.883	-1.746	139,415
37	L. VIEILLARD	FRA	FT Racing Academy	Yamaha YZF-R7	14:14'07.593	1'42.807	-1.076	140,874
8	T. RELPH	AUS	Full Throttle Racing	Yamaha YZF-R7	14:14'44.326	1'41.659	-1.148	142,465
46	P. RUIZ	ESP	PR46+1 Racing Team	Yamaha YZF-R7	14:15'35.049	1'41.121	-0.538	143,222
8	T. RELPH	AUS	Full Throttle Racing	Yamaha YZF-R7	14:16'24.882	1'40.556	-0.565	144,027
6	M. HERRERA	ESP	Terra & Vita GRT Yamaha WorldWCR	Yamaha YZF-R7	14:16'50.690	1'40.203	-0.353	144,535
6	M. HERRERA	ESP	Terra & Vita GRT Yamaha WorldWCR	Yamaha YZF-R7	14:18'30.078	1'39.388	-0.815	145,720
6	M. HERRERA	ESP	Terra & Vita GRT Yamaha WorldWCR	Yamaha YZF-R7	14:20'09.169	1'39.091	-0.297	146,157

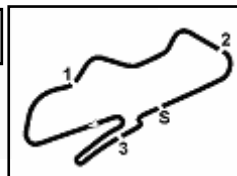
10/07/2026 Start 14:10 End 14:37

The results are provisional until the end of the time limit for protests and appeals and the completion of the technical checks.

Clerk Of The Course: **Stuart Higgs**
Publication Time: **14:41**

These data/results cannot be reproduced, stored and/or transmitted in whole or in part by any manner of electronic, mechanical, photocopying, recording, broadcasting or otherwise now known or herein after developed without the previous express consent by the copyright owner, except for reproduction in daily press and regular printed publications on sale to the public within 60 days of the event related to those data/results and always provided that copyright symbol appears together as follows below.

© DORNA WSBK ORGANIZATION Srl 2026



Prosecco DOC UK Round, 10-12 July 2026
Best Sectors & Speed Tissot Superpole

Donington Park 4.023 m

BEST LAP

1	6	M. HERRERA	Yamaha YZF-R7	1'39.091
2	36	B. NEILA	Yamaha YZF-R7	1'39.639
3	58	P. RAMOS	Yamaha YZF-R7	1'39.991
4	46	P. RUIZ	Yamaha YZF-R7	1'40.520
5	8	T. RELPH	Yamaha YZF-R7	1'40.556
6	11	Y. CERPA	Yamaha YZF-R7	1'40.950
7	15	C. JONES	Yamaha YZF-R7	1'41.311
8	83	A. MADRIGAL	Yamaha YZF-R7	1'41.382
9	20	N. RIVERA	Yamaha YZF-R7	1'41.483
10	64	S. SANCHEZ	Yamaha YZF-R7	1'41.488
11	12	M. SARAPUECH	Yamaha YZF-R7	1'41.504
12	96	R. PONZIANI	Yamaha YZF-R7	1'41.772
13	4	E. BONDI	Yamaha YZF-R7	1'41.888
14	37	L. VIEILLARD	Yamaha YZF-R7	1'42.003
15	25	J. PEDEMONTE	Yamaha YZF-R7	1'42.151
16	26	K. HAND	Yamaha YZF-R7	1'42.236
17	99	I. CARRENO	Yamaha YZF-R7	1'42.542
18	16	L. MICHEL	Yamaha YZF-R7	1'42.561
19	41	A. BARALE	Yamaha YZF-R7	1'42.571
20	14	M. DOBBS	Yamaha YZF-R7	1'42.922
21	19	A. OUREDNIKOVA	Yamaha YZF-R7	1'43.360
22	88	D. DAL ZOTTO	Yamaha YZF-R7	1'43.594
23	28	O. ONGARO	Yamaha YZF-R7	1'46.311
24	93	J. RITAINE	Yamaha YZF-R7	1'46.937

SPEED

1	25	J. PEDEMONTE	Yamaha YZF-R7	204,5
2	12	M. SARAPUECH	Yamaha YZF-R7	203,4
3	20	N. RIVERA	Yamaha YZF-R7	203,0
4	11	Y. CERPA	Yamaha YZF-R7	202,2
5	16	L. MICHEL	Yamaha YZF-R7	202,2
6	4	E. BONDI	Yamaha YZF-R7	202,2
7	26	K. HAND	Yamaha YZF-R7	201,9
8	96	R. PONZIANI	Yamaha YZF-R7	201,1
9	64	S. SANCHEZ	Yamaha YZF-R7	201,1
10	6	M. HERRERA	Yamaha YZF-R7	200,7
11	15	C. JONES	Yamaha YZF-R7	200,0
12	99	I. CARRENO	Yamaha YZF-R7	199,6
13	88	D. DAL ZOTTO	Yamaha YZF-R7	199,6
14	83	A. MADRIGAL	Yamaha YZF-R7	199,3
15	14	M. DOBBS	Yamaha YZF-R7	198,9
16	8	T. RELPH	Yamaha YZF-R7	198,9
17	41	A. BARALE	Yamaha YZF-R7	198,9
18	36	B. NEILA	Yamaha YZF-R7	198,9
19	37	L. VIEILLARD	Yamaha YZF-R7	198,5
20	58	P. RAMOS	Yamaha YZF-R7	198,2
21	46	P. RUIZ	Yamaha YZF-R7	197,8
22	93	J. RITAINE	Yamaha YZF-R7	196,4
23	28	O. ONGARO	Yamaha YZF-R7	196,4
24	19	A. OUREDNIKOVA	Yamaha YZF-R7	196,4

SEG. 1

1	6	M. HERRERA	21.658
2	36	B. NEILA	21.739
3	58	P. RAMOS	21.787
4	37	L. VIEILLARD	21.861
5	8	T. RELPH	21.876
6	64	S. SANCHEZ	21.920
7	11	Y. CERPA	21.925
8	96	R. PONZIANI	21.944
9	25	J. PEDEMONTE	21.990
10	4	E. BONDI	21.991
11	20	N. RIVERA	21.998
12	12	M. SARAPUECH	22.025
13	46	P. RUIZ	22.027
14	15	C. JONES	22.071
15	26	K. HAND	22.089
16	16	L. MICHEL	22.101
17	99	I. CARRENO	22.133
18	41	A. BARALE	22.154
19	14	M. DOBBS	22.166
20	83	A. MADRIGAL	22.167
21	19	A. OUREDNIKOVA	22.248
22	88	D. DAL ZOTTO	22.387
23	93	J. RITAINE	23.000
24	28	O. ONGARO	23.109

SEG. 2

1	6	M. HERRERA	26.621
2	58	P. RAMOS	26.744
3	36	B. NEILA	26.822
4	8	T. RELPH	27.069
5	11	Y. CERPA	27.094
6	46	P. RUIZ	27.159
7	64	S. SANCHEZ	27.327
8	4	E. BONDI	27.367
9	12	M. SARAPUECH	27.378
10	15	C. JONES	27.410
11	20	N. RIVERA	27.440
12	83	A. MADRIGAL	27.491
13	26	K. HAND	27.500
14	37	L. VIEILLARD	27.587
15	25	J. PEDEMONTE	27.622
16	19	A. OUREDNIKOVA	27.631
17	96	R. PONZIANI	27.660
18	16	L. MICHEL	27.743
19	41	A. BARALE	27.802
20	14	M. DOBBS	27.804
21	99	I. CARRENO	27.808
22	88	D. DAL ZOTTO	27.997
23	28	O. ONGARO	28.927
24	93	J. RITAINE	29.417

SEG. 3

1	6	M. HERRERA	24.877
2	8	T. RELPH	25.095
3	15	C. JONES	25.108
4	11	Y. CERPA	25.153
5	36	B. NEILA	25.158
6	58	P. RAMOS	25.235
7	46	P. RUIZ	25.270
8	37	L. VIEILLARD	25.270
9	12	M. SARAPUECH	25.294
10	20	N. RIVERA	25.331
11	96	R. PONZIANI	25.368
12	83	A. MADRIGAL	25.371
13	25	J. PEDEMONTE	25.533
14	4	E. BONDI	25.540
15	26	K. HAND	25.548
16	64	S. SANCHEZ	25.575
17	41	A. BARALE	25.638
18	99	I. CARRENO	25.814
19	14	M. DOBBS	25.880
20	16	L. MICHEL	25.929
21	88	D. DAL ZOTTO	25.951
22	19	A. OUREDNIKOVA	26.141
23	28	O. ONGARO	26.859
24	93	J. RITAINE	26.880

SEG. 4

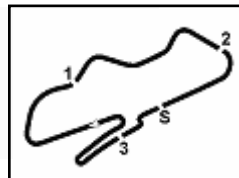
1	6	M. HERRERA	25.794
2	36	B. NEILA	25.805
3	58	P. RAMOS	25.925
4	46	P. RUIZ	25.959
5	15	C. JONES	26.002
6	8	T. RELPH	26.028
7	12	M. SARAPUECH	26.253
8	83	A. MADRIGAL	26.301
9	20	N. RIVERA	26.319
10	16	L. MICHEL	26.490
11	96	R. PONZIANI	26.521
12	4	E. BONDI	26.523
13	64	S. SANCHEZ	26.529
14	11	Y. CERPA	26.532
15	37	L. VIEILLARD	26.596
16	41	A. BARALE	26.599
17	25	J. PEDEMONTE	26.713
18	14	M. DOBBS	26.779
19	99	I. CARRENO	26.787
20	19	A. OUREDNIKOVA	26.912
21	88	D. DAL ZOTTO	27.061
22	26	K. HAND	27.099
23	28	O. ONGARO	27.389
24	93	J. RITAINE	27.640

10/07/2026

These data/results cannot be reproduced, stored and/or transmitted in whole or in part by any manner of electronic, mechanical, photocopying, recording, broadcasting or otherwise now known or herein after developed without the previous express consent by the copyright owner, except for reproduction in daily press and regular printed publications on sale to the public within 60 days of the event related to those data/results and always provided that copyright symbol appears together as follows below.

© DORNA WSBK ORGANIZATION Srl 2026





Donington Park 4.023 m

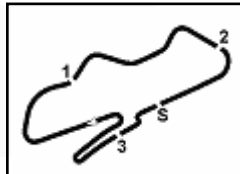
Prosecco DOC UK Round, 10-12 July 2026
Ideal Times Tissot Superpole

No. Rider	Nat	Bike	Seg. 1 Diff. 1	Seg. 2 Diff. 2	Seg. 3 Diff. 3	Seg. 4 Diff. 4	Ideal Time Best Lap	Pos.	Diff.
1 6 M. HERRERA	ESP	Yamaha YZF-R7	21.658	26.621	24.877 +0.141	25.794	1'38.950 1'39.091	1	0.141
2 36 B. NEILA	ESP	Yamaha YZF-R7	21.739	26.822	25.158	25.805 +0.115	1'39.524 1'39.639	2	0.115
3 58 P. RAMOS	ESP	Yamaha YZF-R7	21.787 +0.071	26.744	25.235 +0.229	25.925	1'39.691 1'39.991	3	0.300
4 8 T. RELPH	AUS	Yamaha YZF-R7	21.876 +0.115	27.069	25.095 +0.157	26.028 +0.216	1'40.068 1'40.566	5	0.488
5 46 P. RUIZ	ESP	Yamaha YZF-R7	22.027 +0.101	27.159 +0.004	25.270	25.959	1'40.415 1'40.520	4	0.105
6 15 C. JONES	GBR	Yamaha YZF-R7	22.071	27.410 +0.095	25.108 +0.185	26.002 +0.440	1'40.591 1'41.311	7	0.720
7 11 Y. CERPA	ESP	Yamaha YZF-R7	21.925 +0.246	27.094	25.153	26.532	1'40.704 1'40.950	6	0.246
8 12 M. SARAPUECH	THA	Yamaha YZF-R7	22.025 +0.328	27.378 +0.226	25.294	26.253	1'40.950 1'41.504	11	0.554
9 20 N. RIVERA	ESP	Yamaha YZF-R7	21.998 +0.308	27.440	25.331	26.319 +0.087	1'41.088 1'41.483	9	0.395
10 37 L. VIEILLARD	FRA	Yamaha YZF-R7	21.861 +0.121	27.587 +0.290	25.270	26.596 +0.278	1'41.314 1'42.003	14	0.689
11 83 A. MADRIGAL	MEX	Yamaha YZF-R7	22.167 +0.052	27.491	25.371	26.301	1'41.330 1'41.382	8	0.052
12 64 S. SANCHEZ	ESP	Yamaha YZF-R7	21.920	27.327	25.575 +0.137	26.529	1'41.351 1'41.488	10	0.137
13 4 E. BONDI	FRA	Yamaha YZF-R7	21.991 +0.182	27.367	25.540	26.523 +0.285	1'41.421 1'41.888	13	0.467
14 96 R. PONZIANI	ITA	Yamaha YZF-R7	21.944	27.660 +0.097	25.368 +0.015	26.521 +0.167	1'41.493 1'41.772	12	0.279
15 25 J. PEDEMONTE	FRA	Yamaha YZF-R7	21.990 +0.026	27.622	25.533	26.713 +0.267	1'41.858 1'42.151	15	0.293
16 41 A. BARALE	ITA	Yamaha YZF-R7	22.154 +0.275	27.802 +0.103	25.638	26.599	1'42.193 1'42.571	19	0.378
17 26 K. HAND	GBR	Yamaha YZF-R7	22.089	27.500	25.548	27.099	1'42.236 1'42.236	16	
18 16 L. MICHEL	GER	Yamaha YZF-R7	22.101	27.743 +0.148	25.929 +0.150	26.490	1'42.263 1'42.561	18	0.298
19 99 I. CARRENO	CHI	Yamaha YZF-R7	22.133	27.808	25.814	26.787	1'42.542 1'42.542	17	
20 14 M. DOBBS	USA	Yamaha YZF-R7	22.166 +0.251	27.804	25.880 +0.042	26.779	1'42.629 1'42.922	20	0.293
21 19 A. OUREDNICHOVA	CZE	Yamaha YZF-R7	22.248	27.631 +0.127	26.141 +0.301	26.912	1'42.932 1'43.360	21	0.428
22 88 D. DAL ZOTTO	ITA	Yamaha YZF-R7	22.387 +0.198	27.997	25.951	27.061	1'43.396 1'43.594	22	0.198
23 28 D. ONGARO	FRA	Yamaha YZF-R7	23.109	28.927 +0.027	26.859	27.389	1'46.284 1'46.311	23	0.027
24 93 J. RITAINE	FRA	Yamaha YZF-R7	23.000	29.417	26.880	27.640	1'46.937 1'46.937	24	
Overall Ideal Time			21.658	26.621	24.877	25.794	1'38.950		

10/07/2026

These data/results cannot be reproduced, stored and/or transmitted in whole or in part by any manner of electronic, mechanical, photocopying, recording, broadcasting or otherwise now known or herein after developed without the previous express consent by the copyright owner, except for reproduction in daily press and regular printed publications on sale to the public within 60 days of the event related to those data/results and always provided that copyright symbol appears together as follows below.

© DORNA WSBK ORGANIZATION Srl 2026



Prosecco DOC UK Round, 10-12 July 2026
Chronological Analysis Tissot Superpole

1° 6 M. HERRERA [1'39.091]							
Lap	Seg1	Seg2	Seg3	Seg4	Lap Time	km/h	Local Time
		27.537	25.357	26.217		198,9	14:15'10.487
1	21.912	26.967	25.199	26.125	1'40.203	198,5	14:16'50.690
2	21.898	26.799	24.877	25.814	1'39.388	199,6	14:18'30.078
3	21.658	26.621	25.018	25.794	1'39.091	199,6	14:20'09.169
4	21.814	26.960	25.008	25.882	1'39.664	200,7	14:21'48.833
5	22.146	27.431	26.134	32.831	1'48.542P	197,8	14:23'37.375
6	6'44.274	27.968	25.870	33.007	8'11.119P	194,9	14:31'48.494
7	22.099	27.513	26.555	26.764	1'42.931	192,5	14:33'31.425
8	24.167	27.789	25.559	26.458	1'43.973C	195,3	14:35'15.398

2° 36 B. NEILA [1'39.639]							
Lap	Seg1	Seg2	Seg3	Seg4	Lap Time	km/h	Local Time
		28.485	25.555	35.635		197,1	14:13'59.691
1	22.139	28.878	30.270	34.658	1'55.945P	178,2	14:15'55.636
2	1'08.071	29.125	27.232	27.196	2'31.624P	189,1	14:18'27.260
3	22.016	27.072	25.283	26.244	1'40.615	194,9	14:20'07.875
4	21.932	27.153	25.250	26.233	1'40.568	196,7	14:21'48.443
5	23.102	27.214	25.999	27.318	1'43.633	198,2	14:23'32.076
6	22.040	28.177	25.966	32.930	1'49.113P	192,9	14:25'21.189
7	1'41.431	30.377	27.003	26.972	3'05.783P	176,5	14:28'26.972
8	21.753	27.503	25.460	26.160	1'40.876	197,8	14:30'07.848
9	21.794	31.719	25.738	25.805	1'45.056	194,6	14:31'52.904
10	21.739	26.822	25.158	25.920	1'39.639	195,7	14:33'32.543
11	23.849	27.852	25.210	26.039	1'42.950C	198,9	14:35'15.493

3° 58 P. RAMOS [1'39.991]							
Lap	Seg1	Seg2	Seg3	Seg4	Lap Time	km/h	Local Time
		27.888	25.753	26.227		198,2	14:15'11.534
1	22.094	27.059	25.395	26.073	1'40.621	197,4	14:16'52.155
2	21.925	26.921	25.235	26.030	1'40.111	197,4	14:18'32.266
3	21.858	26.744	25.464	25.925	1'39.991	197,1	14:20'12.257
4	21.933	27.103	25.243	26.150	1'40.429	198,2	14:21'52.686
5	21.850	27.137	25.419	26.413	1'40.819	194,9	14:23'33.505
6	21.787	28.315	26.372	32.845	1'49.319P	195,3	14:25'22.824
7	4'59.081	27.888	25.961	26.594	6'19.524P	194,9	14:31'42.348
8	25.319	29.974	27.531	27.074	1'49.898	189,5	14:33'32.246
9	23.624	28.168	25.870	26.447	1'44.109C	197,8	14:35'16.355

4° 46 P. RUIZ [1'40.520]							
Lap	Seg1	Seg2	Seg3	Seg4	Lap Time	km/h	Local Time
		29.365	26.100	26.863		192,5	14:12'08.299
1	25.348	28.274	25.625	26.382	1'45.629	197,8	14:13'53.928
2	22.114	27.450	25.491	26.066	1'41.121	195,7	14:15'35.049
3	22.112	27.313	25.651	26.207	1'41.283	193,5	14:17'16.332
4	22.071	27.359	25.464	26.342	1'41.236	195,3	14:18'57.568
5	22.027	27.159	25.426	26.059	1'40.671	195,7	14:20'38.239
6	22.128	27.163	25.270	25.959	1'40.520	196,4	14:22'18.759
7	22.064	27.264	25.472	31.758	1'46.558P	193,9	14:24'05.317
8	4'07.631	28.073	26.898	26.742	5'29.344P	197,1	14:29'34.661
9	22.205	27.531	25.492	26.184	1'41.412	194,9	14:31'16.073
10	22.087	27.382	25.694	26.179	1'41.342	193,2	14:32'57.415
11	22.866	27.969	25.723	26.249	1'42.807C	192,5	14:34'40.222
12	22.092	27.330	25.634	26.078	1'41.134	193,5	14:36'21.356

5° 8 T. RELPH [1'40.556]							
Lap	Seg1	Seg2	Seg3	Seg4	Lap Time	km/h	Local Time
		28.814	25.804	26.638		196,0	14:13'02.667
1	22.208	27.619	25.399	26.433	1'41.659	197,4	14:14'44.326
2	21.991	27.069	25.252	26.244	1'40.556	196,4	14:16'24.882
3	22.121	27.212	25.543	31.685	1'46.561P	198,9	14:18'11.443
4	5'40.314	32.475	27.567	33.090	7'13.446P	188,8	14:25'24.889

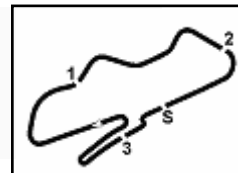
5	25.429	29.274	27.484	27.444	1'49.631	185,9	14:27'14.520
6	22.177	27.304	25.095	26.028	1'40.604		14:28'55.124
7	21.876	27.124	25.232	27.126	1'41.358	197,8	14:30'36.482
8	22.003	28.394	26.052	26.907	1'43.356C	196,0	14:32'19.838
9	23.917	28.067	26.408	28.515	1'46.907C	190,8	14:34'06.745
10	22.213	27.531	25.382	26.705	1'41.831	197,8	14:35'48.576

6° 11 Y. CERPA [1'40.950]							
Lap	Seg1	Seg2	Seg3	Seg4	Lap Time	km/h	Local Time
			28.322	25.842	26.907	202,2	14:13'07.384
1	22.166	27.427	25.376	27.256	1'42.225	199,3	14:14'49.609
2	21.925	27.822	25.384	26.688	1'41.819	197,4	14:16'31.428
3	22.171	27.094	25.153	26.532	1'40.950	197,1	14:18'12.378
4	21.927	27.773	26.313	27.210	1'43.223	194,2	14:19'55.601
5	22.171	27.834	26.954	33.152	1'50.111CP	196,0	14:21'45.712
6	1'57.794	28.734	27.786	34.367	3'28.681P	171,7	14:25'14.393
7	23.731	29.155	28.179	35.618	1'56.683	157,9	14:27'11.076
8	23.964	29.228	25.989	26.819	1'46.000C	195,3	14:28'57.076
9	22.245	27.702	26.893	31.763	1'48.603P	185,9	14:30'45.679
10	1'15.807	29.364	31.241	29.233	2'45.645P	123,4	14:33'31.324
11	24.132	28.304	25.968	27.016	1'45.420C	195,7	14:35'16.744

7° 15 C. JONES [1'41.311]							
Lap	Seg1	Seg2	Seg3	Seg4	Lap Time	km/h	Local Time
			28.083	25.108	35.506	200,0	14:14'00.442
1	22.103	28.672	27.692	28.354	1'46.821	189,1	14:15'47.263
2	22.071	27.505	25.293	26.442	1'41.311	194,6	14:17'28.574
3	22.136	27.410	25.357	26.416	1'41.319	194,9	14:19'09.893
4	27.500	29.643	30.600	33.973	2'01.716CP	189,5	14:21'11.609
5	2'39.828	31.084	26.071	30.696	4'07.679P	191,5	14:25'19.288
6	23.147	29.229	32.292	33.939	1'58.607CP	188,8	14:27'17.895
7	1'26.236	29.219	27.198	28.375	2'51.028P	188,5	14:30'08.923
8	22.201	30.380	26.184	26.002	1'44.767	193,2	14:31'53.690

8° 83 A. MADRIGAL [1'41.382]							
Lap	Seg1	Seg2	Seg3	Seg4	Lap Time	km/h	Local Time
			28.801	25.868	26.547	199,3	14:13'55.002
1	22.167	27.803	25.812	26.595	1'42.377	198,5	14:15'37.379
2	22.432	29.148	26.844	33.914	1'52.338	182,4	14:17'29.717
3	22.219	27.491	25.371	26.301	1'41.382	194,2	14:19'11.099
4	22.966	29.614	26.850	33.644	1'53.074P	184,3	14:21'04.173
5	2'47.913	30.971	26.125	28.198	4'13.207P	191,5	14:25'17.380
6	22.844	28.856	27.219	43.323	2'02.242P	183,1	14:27'19.622
7	3'02.991	27.717	26.206	26.695	4'23.609P	193,5	14:31'43.231
8	23.453	30.159	28.936	27.327	1'49.875	183,4	14:33'33.106
9	23.812	28.386	26.176	26.635	1'45.009C	194,6	14:35'18.115

9° 20 N. RIVERA [1'41.483]							
Lap	Seg1	Seg2	Seg3	Seg4	Lap Time	km/h	Local Time
			29.559	26.372	27.523		196,7
1	22.376	27.917	25.782	27.261	1'43.336	203,0	14:14'09.475
2	22.574	28.597	27.338	31.999	1'50.508P	180,3	14:15'59.983
3	1'03.986	28.458	26.361	27.219	2'26.024P	192,9	14:18'26.007
4	22.380	28.093	25.498	26.523	1'42.494	198,2	14:20'08.501
5	22.306	27.440	25.331	26.406	1'41.483	199,6	14:21'49.984
6	21.998	27.519	25.664	33.084	1'48.265P	196,4	14:23'38.249
7	2'24.058	28.626	27.720	28.688	3'49.092P	191,5	14:27'27.341
8	22.681	28.811	27.158	27.092	1'45.742	190,8	14:29'13.083
9	22.110	27.712	26.086	26.436	1'42.344	195,7	14:30'55.427
10	22.106	27.595	25.734	26.433	1'41.868C	194,6	14:32'37.295
11	22.210	27.676	25.577	26.410	1'41.873C	193,5	14:34'19.168
12	22.358	27.665	25.665	26.319	1'42.007	193,5	14:36'01.175



Prosecco DOC UK Round, 10-12 July 2026
Chronological Analysis Tissot Superpole

10° 64 S. SANCHEZ [1'41.488]							
Lap	Seg1	Seg2	Seg3	Seg4	Lap Time	km/h	Local Time
1	22.141	27.767	28.813	26.000	26.660	196,7	14:13'03.775
2	22.063	27.560	25.575	26.896	1'42.094	201,1	14:16'31.941
3	21.920	27.327	25.712	26.529	1'41.488	197,1	14:18'13.429
4	21.953	27.412	26.144	27.302	1'42.811	201,1	14:19'56.240
5	21.981	27.613	28.354	27.039	1'44.987	156,5	14:21'41.227
6	21.985	28.092	27.529	33.073	1'50.679P	169,8	14:23'31.906
7	1'10.831	28.110	25.969	28.227	2'33.137P	192,9	14:26'05.043
8	22.205	27.541	26.712	26.697	1'43.155	194,9	14:27'48.198
9	22.202	29.211	29.065	30.952	1'51.430P	177,3	14:29'39.628
10	42.546	27.896	26.071	26.900	2'03.413P	197,1	14:31'43.041
11	23.299	30.026	30.392	27.583	1'51.300	162,2	14:33'34.341
12	22.726	27.759	25.946	26.829	1'43.260C	197,1	14:35'17.601

14° 37 L. VIEILLARD [1'42.003]							
Lap	Seg1	Seg2	Seg3	Seg4	Lap Time	km/h	Local Time
1	22.771	27.768	28.720	26.337	30.066	193,5	14:12'24.786
2	22.561	29.125	26.888	27.856	1'46.430	185,2	14:15'54.023
3	22.105	29.202	26.340	29.276	1'46.923	193,9	14:17'40.946
4	22.424	27.587	26.375	31.195	1'47.581P	191,8	14:19'28.527
5	2'32.780	28.275	28.533	27.584	3'57.172P	187,5	14:23'25.699
6	22.323	29.259	33.894	27.667	1'53.143C	191,2	14:25'18.842
7	22.169	27.674	25.665	26.596	1'42.104	194,9	14:27'00.946
8	22.331	27.810	26.662	26.852	1'43.655	192,5	14:28'44.601
9	21.982	27.877	25.270	26.874	1'42.003	198,5	14:30'26.604
10	21.861	28.188	26.049	27.144	1'43.242C	189,8	14:32'09.846
11	23.415	27.971	25.738	27.001	1'44.125C	195,7	14:33'53.971
12	22.564	28.251	26.480	27.234	1'44.529C	195,3	14:35'38.500

11° 12 M. SARAPUECH [1'41.504]							
Lap	Seg1	Seg2	Seg3	Seg4	Lap Time	km/h	Local Time
1	25.338	30.095	33.043	40.600	1'49.929	192,2	14:15'38.235
2	22.930	28.441	29.217	34.081	1'54.669P	160,0	14:17'32.904
3	1'06.020	27.762	25.359	26.588	2'25.729P	198,5	14:19'58.633
4	22.205	27.758	25.633	26.571	1'42.167	203,4	14:21'40.800
5	22.025	27.723	25.427	26.427	1'41.602	196,4	14:23'22.402
6	27.265	30.187	26.112	32.759	1'56.323P	196,0	14:25'18.725
7	41.906	32.091	29.249	29.345	2'12.591P	174,2	14:27'31.316
8	22.353	27.604	25.294	26.253	1'41.504	198,2	14:29'12.820
9	22.056	27.571	25.919	26.296	1'41.842	194,9	14:30'54.662
10	22.117	27.318	25.855	26.083	1'41.373C	193,5	14:32'36.035
11	22.135	27.361	25.307	26.060	1'40.863C	194,2	14:34'16.898
12	22.355	27.378	25.621	29.692	1'45.046	194,6	14:36'01.944

15° 25 J. PEDEMONTE [1'42.151]							
Lap	Seg1	Seg2	Seg3	Seg4	Lap Time	km/h	Local Time
1	22.560	28.757	26.006	26.882	1'43.017	201,1	14:13'07.251
2	21.990	27.905	25.767	26.785	1'43.017	201,9	14:14'50.268
3	22.016	27.728	25.884	27.266	1'42.868	204,5	14:16'33.136
4	21.990	27.834	25.640	26.713	1'42.177	198,5	14:19'57.464
5	22.868	28.034	26.067	27.110	1'44.079	199,3	14:21'41.543
6	22.074	27.875	26.017	26.782	1'42.748	200,0	14:23'24.291
7	22.898	29.793	27.122	38.056	1'57.869P	188,2	14:25'22.160
8	1'39.102	30.700	26.997	27.007	3'03.806P	191,2	14:28'25.966
9	22.433	28.007	25.689	26.740	1'42.869	200,4	14:30'08.835
10	22.525	1'27.254	40.205	39.629	3'09.613CP	103,4	14:33'18.448

12° 96 R. PONZIANI [1'41.772]							
Lap	Seg1	Seg2	Seg3	Seg4	Lap Time	km/h	Local Time
1	21.944	27.757	25.383	26.688	1'41.772	198,9	14:14'47.764
2	22.074	27.660	25.501	26.880	1'42.115	195,7	14:16'29.879
3	22.310	27.677	25.542	26.521	1'42.050	194,6	14:18'11.929
4	22.046	27.786	26.027	26.862	1'42.721	196,0	14:19'54.650
5	22.454	28.230	26.101	28.456	1'45.241	194,9	14:21'39.891
6	22.471	28.405	26.333	34.030	1'51.239P	196,0	14:23'31.130
7	2'04.463	28.143	26.953	29.172	3'28.731P	188,2	14:26'59.861
8	22.600	28.691	26.458	26.618	1'44.367	198,2	14:28'44.228
9	22.149	27.684	25.368	26.685	1'41.886	197,8	14:30'26.114
10	22.069	28.233	26.103	26.850	1'43.255C	193,9	14:32'09.369
11	23.453	28.128	25.715	26.613	1'43.909C	195,7	14:33'53.278
12	22.913	28.312	26.194	27.184	1'44.603C	194,2	14:35'37.881

16° 26 K. HAND [1'42.236]							
Lap	Seg1	Seg2	Seg3	Seg4	Lap Time	km/h	Local Time
1	22.392	28.749	26.035	27.598	201,9	14:13'05.184	
2	22.332	28.183	26.241	27.483	1'44.299	200,0	14:14'49.483
3	22.089	28.025	25.659	27.332	1'43.348	201,9	14:16'32.831
4	22.098	28.173	25.756	27.103	1'43.130	200,7	14:19'58.197
5	22.510	28.973	26.176	31.482	1'49.141P	199,3	14:21'47.338
6	1'55.028	28.396	26.475	27.485	3'17.384P	191,5	14:25'04.722
7	22.510	28.028	26.502	27.899	1'44.939	192,2	14:26'49.661
8	22.396	28.033	26.519	32.028	1'48.976P	195,3	14:28'38.637
9	1'44.573	27.897	25.748	27.342	3'05.560P	199,6	14:31'44.197
10	22.681	30.060	27.612	27.518	1'47.871	188,5	14:33'32.068
11	25.766	27.932	25.936	27.666	1'47.300C	200,4	14:35'19.368

13° 4 E. BONDI [1'41.888]							
Lap	Seg1	Seg2	Seg3	Seg4	Lap Time	km/h	Local Time
1	22.164	27.987	25.791	26.999	1'42.941	202,2	14:14'48.832
2	22.223	28.033	26.032	27.059	1'43.347	195,3	14:16'32.179
3	22.173	27.367	25.540	26.808	1'41.888	197,4	14:18'14.067
4	21.991	27.403	25.656	27.745	1'42.795	199,6	14:19'56.862
5	22.178	27.650	25.847	27.773	1'43.448	199,6	14:21'40.310
6	22.408	28.290	25.929	26.666	1'43.293	197,1	14:23'23.603
7	23.109	29.817	36.314	31.898	2'01.138C	183,4	14:25'24.741
8	24.880	29.046	27.132	34.109	1'55.167P	192,2	14:27'19.908
9	1'25.787	28.995	27.118	26.959	2'48.859P	191,8	14:30'08.767
10	22.241	31.152	26.039	26.523	1'45.955	198,2	14:31'54.722
11	22.272	27.728	25.720	26.526	1'42.246	195,3	14:33'36.968
12	22.331	27.336	25.343	26.754	1'41.764C	198,5	14:35'18.732

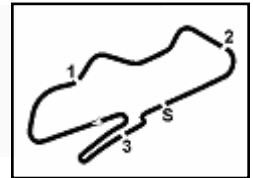
17° 99 I. CARRENO [1'42.542]							
Lap	Seg1	Seg2	Seg3	Seg4	Lap Time	km/h	Local Time
1	23.538	32.083	28.923	32.475	1'46.862	194,2	14:14'06.987
2	23.029	29.063	26.783	27.478	1'45.475	193,2	14:15'52.462
3	22.751	28.339	26.721	27.349	1'45.160	191,5	14:17'37.622
4	23.428	29.446	27.298	37.101	1'57.273P	189,8	14:19'34.895
5	2'25.135	30.294	26.896	27.285	3'49.610P	192,5	14:23'24.505
6	23.018	30.010	28.121	28.846	1'49.995	192,5	14:25'14.500
7	22.662	28.140	26.293	27.687	1'44.782	193,2	14:26'59.282
8	22.940	28.699	27.475	27.113	1'46.227	190,5	14:28'45.509
9	22.133	27.808	25.814	26.787	1'42.542	199,6	14:30'28.051
10	22.384	28.189	26.080	27.002	1'43.655C	195,7	14:32'11.706
11	22.351	27.977	25.847	26.661	1'42.836C	198,5	14:33'54.542
12	22.289	28.187	25.969	27.133	1'43.578C	196,7	14:35'38.120

10/07/2026 P = Pits In/Out - C = Lap Time Cancelled

These data/results cannot be reproduced, stored and/or transmitted in whole or in part by any manner of electronic, mechanical, photocopying, recording, broadcasting or otherwise now known or herein after developed without the previous express consent by the copyright owner, except for reproduction in daily press and regular printed publications on sale to the public within 60 days of the event related to those data/results and always provided that copyright symbol appears together as follows below.

© DORNA WSBK ORGANIZATION Srl 2026





Prosecco DOC UK Round, 10-12 July 2026
Chronological Analysis Tissot Superpole

18° 16 L. MICHEL [1'42.561]							
Lap	Seg1	Seg2	Seg3	Seg4	Lap Time	km/h	Local Time
1	22.877	28.139	26.156	26.711	1'43.883	202,2	14:13'56.298
2	22.311	27.905	26.045	26.838	1'43.099	200,4	14:15'39.397
3	22.454	28.168	26.275	37.340	1'54.237P	198,9	14:17'33.634
4	38.800	28.318	26.208	26.863	2'00.189P	197,4	14:19'33.823
5	22.793	28.156	26.115	26.638	1'43.702	198,5	14:21'17.525
6	22.572	28.137	26.100	35.703	1'52.512P	197,8	14:23'10.037
7	42.153	31.214	26.323	27.806	2'07.496P	197,8	14:25'17.533
8	22.860	28.877	26.306	26.601	1'44.644	199,6	14:27'02.177
9	22.336	27.743	25.929	26.686	1'42.694	199,3	14:28'44.871
10	22.101	27.891	26.079	26.490	1'42.561	200,4	14:30'27.432
11	22.639	28.123	25.952	26.513	1'43.227C	198,5	14:32'10.659
12	23.127	28.075	25.897	27.053	1'44.152C	198,9	14:33'54.811
13	22.349	28.123	26.228	27.026	1'43.726C	198,5	14:35'38.537

22° 88 D. DAL ZOTTO [1'43.594]							
Lap	Seg1	Seg2	Seg3	Seg4	Lap Time	km/h	Local Time
1	22.555	29.326	27.022	28.007	1'43.833	199,6	14:14'09.254
2	22.585	27.997	25.951	27.061	1'43.594	197,8	14:15'52.848
3	22.556	28.884	26.833	32.731	1'51.004P	192,5	14:17'43.852
4	2'28.215	28.897	26.505	27.844	3'51.461P	193,2	14:21'35.313
5	23.313	28.768	26.755	27.794	1'46.630	190,5	14:23'21.943
6	22.595	28.083	26.247	27.151	1'44.076	190,5	14:25'06.019
7	22.491	28.070	26.191	35.971	1'52.723P	191,5	14:26'58.742
8	2'07.258	28.766	26.428	27.660	3'30.112P	194,6	14:30'28.854
9	22.387	28.706	26.560	27.583	1'45.236C	196,4	14:32'14.090
10	23.708	29.173	26.639	27.685	1'47.205C	189,5	14:34'01.295
11	23.208	28.625	26.704	27.528	1'46.065C	189,5	14:35'47.360

19° 41 A. BARALE [1'42.571]							
Lap	Seg1	Seg2	Seg3	Seg4	Lap Time	km/h	Local Time
1	22.766	28.460	26.270	28.755	1'44.131	186,9	14:12'23.783
2	22.469	28.492	25.950	26.923	1'44.131	194,9	14:14'07.914
3	22.154	29.082	26.832	28.153	1'46.536	182,7	14:15'54.450
4	2'09.596	27.802	25.733	27.292	3'30.423P	197,4	14:21'13.029
5	22.429	27.905	25.638	26.599	1'42.571	196,4	14:22'55.600
6	22.285	27.889	26.166	26.770	1'43.110	192,2	14:24'38.710
7	22.286	27.885	25.711	26.742	1'42.624	193,5	14:26'21.334
8	22.853	29.064	26.528	32.038	1'50.483P	193,9	14:28'11.817
9	40.853	28.555	25.985	27.264	2'02.657P	196,4	14:30'14.474
10	22.949	28.216	25.965	26.830	1'43.960C	198,9	14:31'58.434
11	22.259	27.740	25.631	26.550	1'42.180C	194,2	14:33'40.614
12	22.577	27.524	25.922	26.752	1'42.775C	195,3	14:35'23.389

23° 28 O. ONGARO [1'46.311]							
Lap	Seg1	Seg2	Seg3	Seg4	Lap Time	km/h	Local Time
1	23.850	31.690	27.816	28.263	1'48.224	196,4	14:11'57.301
2	23.553	29.790	26.982	27.602	1'47.415	192,9	14:15'32.940
3	24.124	29.313	27.085	27.464	1'47.217P	191,8	14:17'27.157
4	2'40.522	29.191	27.165	33.737	4'07.387P	193,2	14:21'34.544
5	23.979	30.272	28.068	28.525	1'47.797	194,6	14:23'22.341
6	23.109	29.535	26.873	27.410	1'47.797	194,6	14:23'22.341
7	23.345	28.954	26.859	27.389	1'46.311	193,2	14:25'08.652
8	1'58.349	28.927	26.861	35.570	3'23.864P	191,5	14:30'27.219
9	23.140	30.241	27.472	27.802	1'46.486C	195,7	14:32'13.705
10	23.955	29.283	26.609	27.454	1'48.012C	186,2	14:34'01.717
11	23.517	29.486	27.070	27.501	1'47.438C	193,9	14:35'49.155

20° 14 M. DOBBS [1'42.922]							
Lap	Seg1	Seg2	Seg3	Seg4	Lap Time	km/h	Local Time
1	22.166	28.954	26.218	27.444	1'43.218	198,9	14:13'55.730
2	22.402	28.086	25.880	27.086	1'43.218	198,2	14:15'38.948
3	22.417	28.398	27.092	33.905	1'51.797	192,9	14:17'30.745
4	22.251	27.804	25.922	26.779	1'42.922	196,0	14:19'13.667
5	22.523	28.173	25.988	26.983	1'43.395	197,4	14:20'57.062
6	2'20.319	28.193	26.671	36.186	1'53.573P	193,2	14:22'50.635
7	42.368	29.629	29.695	34.111	3'53.754P	143,6	14:26'44.389
8	22.244	27.863	25.982	27.164	2'03.377P	196,0	14:28'47.766
9	22.439	27.940	26.001	28.746	1'44.931	197,8	14:30'32.697
10	22.752	28.706	26.173	27.235	1'44.553C	195,3	14:32'17.250
11	22.916	28.176	26.267	27.501	1'44.696C	195,7	14:34'01.946
12	22.916	28.606	26.681	27.988	1'46.191C	197,1	14:35'48.137

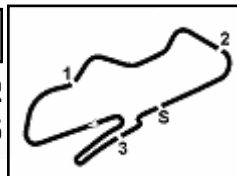
24° 93 J. RITAINE [1'46.937]							
Lap	Seg1	Seg2	Seg3	Seg4	Lap Time	km/h	Local Time
1	24.219	31.425	28.792	29.290	1'51.964	187,5	14:12'37.287
2	23.645	30.298	28.787	28.660	1'49.908	187,8	14:14'29.251
3	23.620	29.875	28.292	28.096	1'49.514	188,5	14:16'19.159
4	23.396	29.869	27.940	28.085	1'49.514	188,5	14:18'08.673
5	23.396	29.706	27.139	28.292	1'48.533	194,9	14:19'57.206
6	23.000	29.417	26.880	27.640	1'46.937	196,4	14:21'44.143
7	23.151	29.572	27.738	34.601	1'55.062P	189,5	14:23'39.205
8	3'20.410	30.787	28.899	28.610	4'48.706P	183,4	14:28'27.911
9	23.555	29.853	27.429	28.104	1'48.941	194,2	14:30'16.852
10	23.275	29.918	27.235	27.729	1'48.157C	191,2	14:32'05.009
11	23.330	29.849	27.714	29.176	1'50.069C	188,8	14:33'55.078
12	23.078	29.081	27.047	27.499	1'46.705C	192,2	14:35'41.783

21° 19 A. OUREDNIKOVA [1'43.360]							
Lap	Seg1	Seg2	Seg3	Seg4	Lap Time	km/h	Local Time
1	22.526	30.021	26.939	28.041	1'44.745	196,4	14:14'16.653
2	22.442	28.402	26.152	27.665	1'44.368	194,2	14:16'01.021
3	22.486	28.154	26.656	27.116	1'44.368	194,2	14:16'01.021
4	22.486	27.932	26.141	27.106	1'43.665	194,6	14:17'44.686
5	22.363	27.834	26.205	27.073	1'43.475	194,6	14:19'28.161
6	22.457	27.982	26.379	31.941	1'48.759P	196,0	14:21'16.920
7	2'24.204	28.499	26.581	27.437	3'46.721P	192,2	14:25'03.641
8	22.521	27.996	26.426	27.001	1'43.944	191,5	14:26'47.585
9	22.576	27.631	26.598	27.063	1'43.868	192,5	14:28'31.453
10	22.248	27.758	26.442	26.912	1'43.360	193,9	14:30'14.813
11	22.429	28.003	26.216	27.248	1'43.896C	194,6	14:31'58.709
12	22.519	28.059	26.238	26.898	1'43.714C	194,2	14:33'42.423
13	22.253	27.536	25.898	26.866	1'42.553C	195,3	14:35'24.976

10/07/2026 P = Pits In/Out - C = Lap Time Cancelled

These data/results cannot be reproduced, stored and/or transmitted in whole or in part by any manner of electronic, mechanical, photocopying, recording, broadcasting or otherwise now known or herein after developed without the previous express consent by the copyright owner, except for reproduction in daily press and regular printed publications on sale to the public within 60 days of the event related to those data/results and always provided that copyright symbol appears together as follows below.

© DORNA WSBK ORGANIZATION Srl 2026



Donington Park 4.023 m

Prosecco DOC UK Round, 10-12 July 2026
Best Laps & Speeds

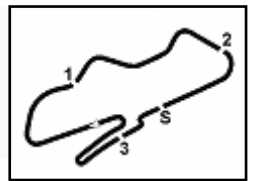
No.	Rider Bike	Nat	Best Lap		FP		SP												
			LL	SPD	LL	SPD	LL	SPD											
1	6 M. HERRERA Yamaha YZF-R7	ESP	1'39.091	22 201,1	1'40.579	14 201,1	1'39.091	8 200,7											
2	36 B. NEILA Yamaha YZF-R7	ESP	1'39.639	24 198,9	1'40.251	13 198,9	1'39.639	11 198,9											
3	58 P. RAMOS Yamaha YZF-R7	ESP	1'39.991	21 198,9	1'41.649	12 198,9	1'39.991	9 198,2											
4	8 T. RELPH Yamaha YZF-R7	AUS	1'40.397	23 203,4	1'40.397	13 203,4	1'40.556	10 198,9											
5	46 P. RUIZ Yamaha YZF-R7	ESP	1'40.520	25 197,8	1'41.886	13 197,8	1'40.520	12 197,8											
6	11 Y. CERPA Yamaha YZF-R7	ESP	1'40.950	23 202,2	1'42.362	12 199,6	1'40.950	11 202,2											
7	15 C. JONES Yamaha YZF-R7	GBR	1'41.088	21 200,0	1'41.088	13 198,9	1'41.311	8 200,0											
8	4 E. BONDI Yamaha YZF-R7	FRA	1'41.170	25 202,6	1'41.170	13 202,6	1'41.888	12 202,2											
9	64 S. SANCHEZ Yamaha YZF-R7	ESP	1'41.333	25 203,4	1'41.333	13 203,4	1'41.488	12 201,1											
10	83 A. MADRIGAL Yamaha YZF-R7	MEX	1'41.382	21 199,6	1'41.870	12 199,6	1'41.382	9 199,3											
11	12 M. SARAPUECH Yamaha YZF-R7	THA	1'41.429	25 203,4	1'41.429	13 200,4	1'41.504	12 203,4											
12	20 N. RIVERA Yamaha YZF-R7	ESP	1'41.483	25 203,0	1'42.280	13 201,5	1'41.483	12 203,0											
13	96 R. PONZIANI Yamaha YZF-R7	ITA	1'41.716	25 201,1	1'41.716	13 200,7	1'41.772	12 201,1											
14	37 L. VIEILLARD Yamaha YZF-R7	FRA	1'42.003	25 200,0	1'42.336	13 200,0	1'42.003	12 198,5											
15	25 J. PEDEMONTE Yamaha YZF-R7	FRA	1'42.151	23 204,5	1'44.069	13 199,3	1'42.151	10 204,5											
16	26 K. HAND Yamaha YZF-R7	GBR	1'42.236	23 201,9	1'43.781	12 197,8	1'42.236	11 201,9											
17	99 I. CARRENO Yamaha YZF-R7	CHI	1'42.542	25 199,6	1'44.133	13 197,8	1'42.542	12 199,6											
18	16 L. MICHEL Yamaha YZF-R7	GER	1'42.561	26 202,2	1'43.271	13 201,5	1'42.561	13 202,2											
19	41 A. BARALE Yamaha YZF-R7	ITA	1'42.571	24 200,0	1'43.179	12 200,0	1'42.571	12 198,9											
20	19 A. OUREDNIKOVA Yamaha YZF-R7	CZE	1'42.850	25 200,7	1'42.850	13 200,7	1'43.360	12 196,4											
21	14 M. DOBBS Yamaha YZF-R7	USA	1'42.922	24 200,0	1'43.614	13 200,0	1'42.922	11 198,9											
22	88 D. DAL ZOTTO Yamaha YZF-R7	ITA	1'43.594	23 199,6	1'44.187	12 198,2	1'43.594	11 199,6											
23	28 O. ONGARO Yamaha YZF-R7	FRA	1'46.311	22 197,8	1'46.412	11 197,8	1'46.311	11 196,4											
24	93 J. RITAINE Yamaha YZF-R7	FRA	1'46.937	23 196,4	1'47.488	12 194,9	1'46.937	11 196,4											

10/07/2026

These data/results cannot be reproduced, stored and/or transmitted in whole or in part by any manner of electronic, mechanical, photocopying, recording, broadcasting or otherwise now known or herein after developed without the previous express consent by the copyright owner, except for reproduction in daily press and regular printed publications on sale to the public within 60 days of the event related to those data/results and always provided that copyright symbol appears together as follows below.

© DORNA WSBK ORGANIZATION Srl 2026

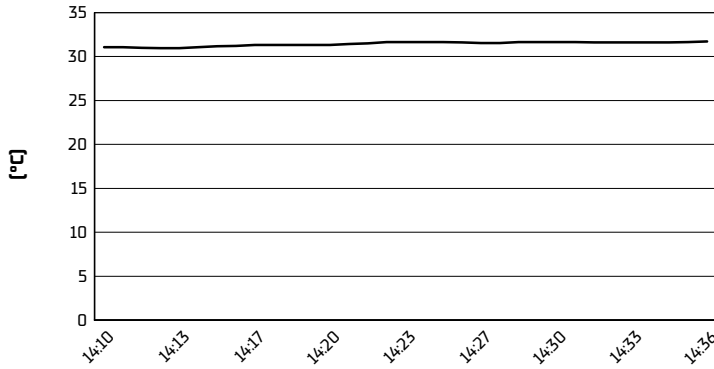




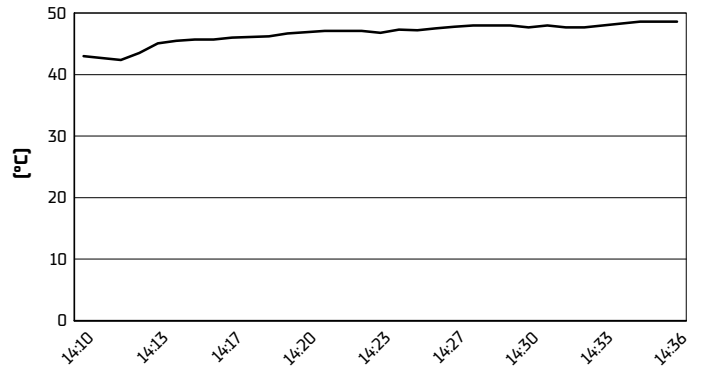
Donington Park 4.023 m

Prosecco DOC UK Round, 10-12 July 2026
Weather Report Tissot Superpole
Session started 14:10 - Session ended 14:37


Air Temperature



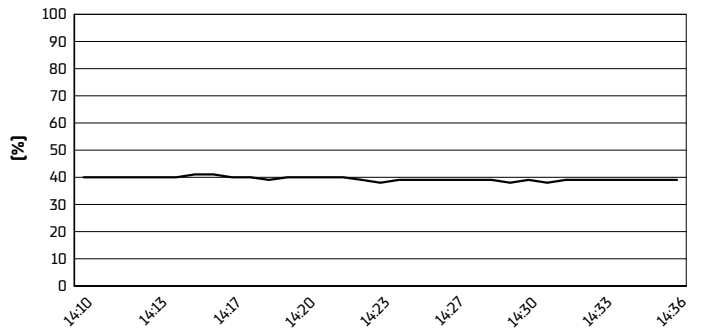
Track Temperature



Air Pressure



Humidity



Wind Speed



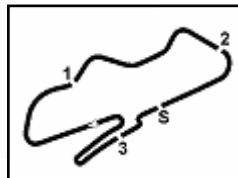
Wind Direction



10/07/2026

These data/results cannot be reproduced, stored and/or transmitted in whole or in part by any manner of electronic, mechanical, photocopying, recording, broadcasting or otherwise now known or herein after developed without the previous express consent by the copyright owner, except for reproduction in daily press and regular printed publications on sale to the public within 60 days of the event related to those data/results and always provided that copyright symbol appears together as follows below.

© DORNA WSBK ORGANIZATION Srl 2026



Donington Park 4.023 m

Prosecco DOC UK Round, 10-12 July 2026
Tissot Superpole Ranking

	2024	2025	2026
01 Portimao	Herrera [Esp] Yam 1'54.609 [144,2 Km/h]		Herrera [Esp] Yam 1'52.572 [146,9 Km/h]
02 Assen		Herrera [Esp] Yam 1'48.146 [151,2 Km/h]	Herrera [Esp] Yam 1'47.031 [152,8 Km/h]
03 Balaton		Neila [Esp] Yam 1'53.526 [129,2 Km/h]	Herrera [Esp] Yam 1'52.264 [130,7 Km/h]
04 Misano	Herrera [Esp] Yam 1'49.390 [139,1 Km/h]		Ramos [Esp] Yam 1'47.718 [141,2 Km/h]
05 Donington	Carrasco [Esp] Yam 1'40.581 [144,0 Km/h]	Neila [Esp] Yam 1'39.687 [145,3 Km/h]	Herrera [Esp] Yam 1'39.091 [146,2 Km/h]
06 Jerez	Sanchez [Esp] Yam 1'51.671 [142,6 Km/h]	Herrera [Esp] Yam 1'51.572 [142,7 Km/h]	

2026

- 4 M. Herrera
- 1 P. Ramos

ALL TIMES

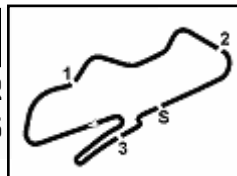
- 10 M. Herrera
- 2 A. Carrasco
- 2 B. Neila
- 1 C. Jones
- 1 P. Ramos
- 1 S. Sanchez

10/07/2026

These data/results cannot be reproduced, stored and/or transmitted in whole or in part by any manner of electronic, mechanical, photocopying, recording, broadcasting or otherwise now known or herein after developed without the previous express consent by the copyright owner, except for reproduction in daily press and regular printed publications on sale to the public within 60 days of the event related to those data/results and always provided that copyright symbol appears together as follows below.

© DORNA WSBK ORGANIZATION Srl 2026





Prosecco DOC UK Round, 10–12 July 2026
Tissot Superpole Award

Donington Park 4.023 m

	Points	Points From First	Points From Previous	March 29	April 19	May 3	June 14	July 12	October 18										
				PORTIMAO	ASSEN	BALATON	MISANO	DONINGTON	JEREZ										
1 HERRERA Maria (ESP)	57			12	12	12	9	12											
2 RAMOS Paola (ESP)	44	13		9	7	9	12	7											
3 NEILA Beatriz (ESP)	36	21	8	6	9	5	7	9											
4 PONZIANI Roberta (ITA)	23	34	13	7	3	7	6												
5 RELPH Tayla (AUS)	18	39	5	4	6	3		5											
6 RUIZ Pakita (ESP)	13	44	5	1	2	4		6											
7 CERPA Yvonne (ESP)	12	45	1	5			3	4											
8 SARAPUECH Muklada (THA)	8	49	4			6	2												
9 BOUDESSEUL Lucie (FRA)	8	49	0	3	5														
10 SANCHEZ Sara (ESP)	6	51	2	2	4														
11 BRUNO Josephine (ITA)	5	52	1				5												
12 JONES Chloe (GBR)	5	52	0			1	1	3											
13 DANAK Karolina (POL)	4	53	1				4												
14 MADRIGAL Astrid (MEX)	4	53	0			2		2											
15 RIVERA Natalia (ESP)	2	55	2		1			1											

10/07/2026 Odd points columns: Tissot Superpole Even points columns: Tissot Superpole Race

These data/results cannot be reproduced, stored and/or transmitted in whole or in part by any manner of electronic, mechanical, photocopying, recording, broadcasting or otherwise now known or herein after developed without the previous express consent by the copyright owner, except for reproduction in daily press and regular printed publications on sale to the public within 60 days of the event related to those data/results and always provided that copyright symbol appears together as follows below.

© DORNA WSBK ORGANIZATION Srl 2026