

Autodromo Internazionale del Mugello 5245 m.

# CLASSIFICATION

## BREMBRO GRAND PRIX OF ITALY

### FREE PRACTICE NR. 1

#	Rider	Nation	Team	Motorcycle	Time	Lap Total	Gap	T. Speed
1	31 <b>Adrian FERNANDEZ</b>	SPA	Leopard Racing	HONDA	<b>2'09.930</b>	15 16		<b>238.9</b>
2	78 <b>Joel ESTEBAN</b>	SPA	LEVEL UP - MTA	KTM	<b>2'10.169</b>	14 14	0.239 0.239	<b>237.3</b>
3	28 <b>Maximo QUILES</b>	SPA	CFMOTO Valresa Aspar Team	KTM	<b>2'10.264</b>	13 13	0.334 0.095	<b>236.8</b>
4	51 <b>Brian URIARTE</b>	SPA	Red Bull KTM Ajo	KTM	<b>2'11.081</b>	7 11	1.151 0.817	<b>235.8</b>
5	14 <b>Cormac BUCHANAN</b>	NZE	CODE Motorsports	KTM	<b>2'11.098</b>	14 15	1.168 0.017	<b>237.3</b>
6	18 <b>Matteo BERTELLE</b>	ITA	LEVEL UP - MTA	KTM	<b>2'11.147</b>	11 12	1.217 0.049	<b>237.3</b>
7	5 <b>Leo RAMMERSTORFER</b>	AUT	SIC58 Squadra Corse	HONDA	<b>2'11.298</b>	14 14	1.368 0.151	<b>238.4</b>
8	13 <b>Hakim DANISH</b>	MAL	AEON Credit - MT Helmets - MSI	KTM	<b>2'11.486</b>	9 12	1.556 0.188	<b>237.8</b>
9	94 <b>Guido PINI</b>	ITA	Leopard Racing	HONDA	<b>2'11.598</b>	14 15	1.668 0.112	<b>234.7</b>
10	97 <b>Marco MORELLI</b>	ARG	CFMOTO Valresa Aspar Team	KTM	<b>2'11.725</b>	15 15	1.795 0.127	<b>238.4</b>
11	19 <b>Scott OGDEN</b>	GBR	CIP Green Power	KTM	<b>2'11.759</b>	12 12	1.829 0.034	<b>233.2</b>
12	11 <b>Adrian CRUCES</b>	SPA	CIP Green Power	KTM	<b>2'11.996</b>	14 14	2.066 0.237	<b>233.7</b>
13	27 <b>Rico SALMELA</b>	FIN	Red Bull KTM Tech3	KTM	<b>2'12.004</b>	15 15	2.074 0.008	<b>235.2</b>
14	64 <b>David MUÑOZ</b>	SPA	Liqui Moly Dynavolt Intact GP	KTM	<b>2'12.020</b>	8 8	2.090 0.016	<b>233.7</b>
15	10 <b>Nicola CARRARO</b>	ITA	Rivacold Snipers Team	HONDA	<b>2'12.475</b>	14 15	2.545 0.455	<b>235.8</b>
16	8 <b>Eddie O'SHEA</b>	GBR	GRYD - MLav Racing	HONDA	<b>2'12.549</b>	9 13	2.619 0.074	<b>243.7</b>
17	67 <b>Casey O'GORMAN</b>	IRL	SIC58 Squadra Corse	HONDA	<b>2'12.637</b>	10 14	2.707 0.088	<b>232.2</b>
18	21 <b>Ruche MOODLEY</b>	RSA	CODE Motorsports	KTM	<b>2'12.705</b>	13 13	2.775 0.068	<b>233.2</b>
19	73 <b>Valentin PERRONE</b>	ARG	Red Bull KTM Tech3	KTM	<b>2'12.729</b>	12 13	2.799 0.024	<b>232.2</b>
20	9 <b>Veda PRATAMA</b>	INA	Honda Team Asia	HONDA	<b>2'12.954</b>	11 12	3.024 0.225	<b>234.2</b>
21	6 <b>Ryusei YAMANAKA</b>	JPN	AEON Credit - MT Helmets - MSI	KTM	<b>2'13.049</b>	14 15	3.119 0.095	<b>240.0</b>
22	22 <b>David ALMANSA</b>	SPA	Liqui Moly Dynavolt Intact GP	KTM	<b>2'13.269</b>	11 15	3.339 0.220	<b>233.2</b>
23	83 <b>Alvaro CARPE</b>	SPA	Red Bull KTM Ajo	KTM	<b>2'13.277</b>	11 13	3.347 0.008	<b>238.9</b>
24	32 <b>Zen MITANI</b>	JPN	Honda Team Asia	HONDA	<b>2'13.499</b>	15 15	3.569 0.222	<b>234.2</b>
25	66 <b>Joel KELSO</b>	AUS	GRYD - MLav Racing	HONDA	<b>2'13.836</b>	12 12	3.906 0.337	<b>237.8</b>
26	54 <b>Jesus RIOS</b>	SPA	Rivacold Snipers Team	HONDA	<b>2'16.240</b>	11 12	6.310 2.404	<b>235.2</b>

Practice condition: **Wet**

Air: 20°  
 Humidity: 81%  
 Ground: 20°

<b>Fastest Lap:</b>	Lap: 15	<b>Adrian FERNANDEZ</b>	<b>2'09.930</b>	145.3 Km/h
<b>Best Race Lap:</b>	2024	<b>Collin VEIJER</b>	<b>1'54.738</b>	164.5 Km/h
<b>All-Time Lap Record:</b>	2024	<b>David ALONSO</b>	<b>1'53.926</b>	165.7 Km/h

The results are provisional until the end of the limit for protest and appeals.

Time limit for protest expires 60' after publication of the results - ..... Time: **09:52**

These data/results cannot be reproduced, stored and/or transmitted in whole or in part by any manner of electronic, mechanical, photocopying, recording, broadcasting or otherwise now known or herein after developed without the previous express consent by the copyright owner, except for reproduction in daily press and regular printed publications on sale to the public within 60 days of the event related to those data/results and always provided that copyright symbol appears together as follows below.

© MotoGP Sports Entertainment Group, 2026

Official MotoGP Timing by

www.motogp.com

Mugello, Friday, May 29, 2026



Autodromo Internazionale del Mugello 5245 m.

# TOP SPEED & AVERAGE

## BREMBRO GRAND PRIX OF ITALY

### FREE PRACTICE NR. 1

#	Rider	Nation	Motorcycle	Top 5 speeds					Average	Top
8	<b>Eddie O'SHEA</b>	GBR	HONDA	243.7	242.6	241.6	240.5	240.0	241.4	<b>243.7</b>
6	<b>Ryusei YAMANAKA</b>	JPN	KTM	240.0	238.4	236.8	236.3	236.3	237.6	<b>240.0</b>
31	<b>Adrian FERNANDEZ</b>	SPA	HONDA	238.9	238.4	238.4	237.8	237.8	238.1	<b>238.9</b>
83	<b>Alvaro CARPE</b>	SPA	KTM	238.9	237.3	235.8	235.8	235.8	236.7	<b>238.9</b>
5	<b>Leo RAMMERSTORFER</b>	AUT	HONDA	238.4	233.7	233.2	233.2	232.7	234.0	<b>238.4</b>
97	<b>Marco MORELLI</b>	ARG	KTM	238.4	234.7	234.7	233.7	233.7	234.8	<b>238.4</b>
13	<b>Hakim DANISH</b>	MAL	KTM	237.8	234.2	233.2	233.2	232.2	234.1	<b>237.8</b>
66	<b>Joel KELSO</b>	AUS	HONDA	237.8	237.3	237.3	236.3	235.2	236.3	<b>237.8</b>
14	<b>Cormac BUCHANAN</b>	NZE	KTM	237.3	237.3	236.8	236.3	235.8	236.7	<b>237.3</b>
18	<b>Matteo BERTELLE</b>	ITA	KTM	237.3	236.8	236.8	236.8	236.8	236.9	<b>237.3</b>
78	<b>Joel ESTEBAN</b>	SPA	KTM	237.3	236.8	236.3	235.2	235.2	236.0	<b>237.3</b>
28	<b>Maximo QUILES</b>	SPA	KTM	236.8	236.3	236.3	236.3	236.3	236.4	<b>236.8</b>
10	<b>Nicola CARRARO</b>	ITA	HONDA	235.8	235.8	235.8	235.2	235.2	235.6	<b>235.8</b>
51	<b>Brian URIARTE</b>	SPA	KTM	235.8	234.7	234.7	234.7	234.7	234.9	<b>235.8</b>
27	<b>Rico SALMELA</b>	FIN	KTM	235.2	234.7	234.2	233.7	233.7	234.2	<b>235.2</b>
54	<b>Jesus RIOS</b>	SPA	HONDA	235.2	235.2	234.7	234.7	233.7	234.7	<b>235.2</b>
94	<b>Guido PINI</b>	ITA	HONDA	234.7	234.2	234.2	234.2	234.2	234.3	<b>234.7</b>
9	<b>Veda PRATAMA</b>	INA	HONDA	234.2	234.2	233.7	233.7	233.7	233.9	<b>234.2</b>
32	<b>Zen MITANI</b>	JPN	HONDA	234.2	231.7	231.2	230.7	230.7	231.3	<b>234.2</b>
11	<b>Adrian CRUCES</b>	SPA	KTM	233.7	233.7	233.2	233.2	232.7	233.2	<b>233.7</b>
64	<b>David MUÑOZ</b>	SPA	KTM	233.7	233.2	233.2	232.7	232.2	232.8	<b>233.7</b>
19	<b>Scott OGDEN</b>	GBR	KTM	233.2	233.2	233.2	232.7	232.7	232.9	<b>233.2</b>
21	<b>Ruche MOODLEY</b>	RSA	KTM	233.2	233.2	233.2	232.7	232.2	232.9	<b>233.2</b>
22	<b>David ALMANSA</b>	SPA	KTM	233.2	233.2	232.7	232.7	232.7	232.9	<b>233.2</b>
67	<b>Casey O'GORMAN</b>	IRL	HONDA	232.2	232.2	232.2	232.2	231.7	232.0	<b>232.2</b>
73	<b>Valentin PERRONE</b>	ARG	KTM	232.2	231.2	231.2	230.7	230.2	230.8	<b>232.2</b>

These data/results cannot be reproduced, stored and/or transmitted in whole or in part by any manner of electronic, mechanical, photocopying, recording, broadcasting or otherwise now known or herein after developed without the previous express consent by the copyright owner, except for reproduction in daily press and regular printed publications on sale to the public within 60 days of the event related to those data/results and always provided that copyright symbol appears together as follows below.

© MotoGP Sports Entertainment Group, 2026

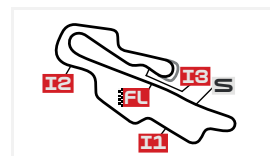
Official MotoGP Timing by [www.motogp.com](http://www.motogp.com)

Mugello, Friday, May 29, 2026

## CHRONOLOGICAL ANALYSIS OF PERFORMANCES

### BREMBRO GRAND PRIX OF ITALY

#### FREE PRACTICE NR. 1



Autodromo Internazionale del 5245 m. Mugello

\* Lap / Sector time cancelled  
P Crossing the finish line in pit lane

T1 Time from finish line to 1st intermediate  
T2 Time from 1st intermed. to 2nd intermed.

T3 Time from 2nd intermed. to 3rd intermed.  
T4 Time from 3rd intermediate to finish line

Lap	Lap Time	T1	T2	T3	T4	Speed	Lap	Lap Time	T1	T2	T3	T4	Speed
<b>1st</b>	<b>31</b>	<b>Adrian FERNANDEZ</b>		Leopard Racing		SPA	6	<b>2'12.235</b>	33.597	24.373	51.004	23.261	236.3
		Runs=1	Total laps=16	Full laps=15	Valid laps=13		7	<b>2'11.389</b>	33.449	24.366	50.397	23.177	<b>236.8</b>
1	3'37.929	40.168	26.869	55.193	24.254	157.6	8	<b>2'11.156</b>	<b>33.283</b>	24.283	50.356	23.234	236.3
2	<b>2'16.926</b>	34.502	25.371	53.088	23.965	237.8	9	<b>2'11.333</b>	33.418	24.121	50.589	23.205	236.3
3	<b>2'15.130</b>	34.185	25.138	52.075	23.732	237.3	10	<b>2'15.472</b>	35.268	25.793	51.287	23.124	235.8
4	<b>2'14.575</b>	33.737	25.033	52.117	23.688	237.3	11	<b>2'10.955</b>	33.593	24.107	50.253	23.002	235.2
5	<b>2'13.961</b>	33.762	24.912	51.599	23.688	237.8	12	<b>2'11.423</b>	33.770	24.359	50.153	23.141	236.3
6	<b>2'13.847</b>	33.701	24.815	51.817	23.514	238.4	13	<b>2'10.264</b>	33.557	<b>23.955</b>	<b>49.786</b>	<b>22.966</b>	235.2
7	<b>2'13.206</b>	33.674	24.656	51.432	23.444	238.4							
8	<b>2'12.271</b>	33.626	24.581	50.830	23.234	237.8							
9	2'11.847 *	33.559	24.380	50.509	23.399 *	<b>238.9</b>							
10	<b>2'11.318</b>	33.484	24.318	50.236	23.280	236.3							
11	<b>2'10.871</b>	33.437	24.191	49.948	23.295	236.8							
12	<b>2'10.700</b>	<b>33.354</b>	<b>24.013</b>	50.118	23.215	236.3							
13	2'13.566 *	33.972 *	25.291	50.818	23.485	236.3							
14	<b>2'11.010</b>	33.608	24.054	50.018	23.330	236.8							
15	<b>2'09.930</b>	33.373	24.020	<b>49.563</b>	<b>22.974</b>	235.8							
16	<b>2'11.216</b>	33.550	24.119	50.223	23.324	237.8							
<b>4th</b>	<b>51</b>	<b>Brian URIARTE</b>		Red Bull KTM Ajo		SPA	1	7'31.001 P	43.980	29.541	57.832	23.456	122.5
		Runs=2	Total laps=11	Full laps=9	Valid laps=8		2	2'25.327	39.684	27.317	54.291	24.035	161.1
1	7'31.001 P	43.980	29.541	57.832	23.456	122.5	3	<b>2'14.497</b>	34.272	25.155	51.408	23.662	<b>235.8</b>
2	2'25.327	39.684	27.317	54.291	24.035	161.1	4	<b>2'12.208</b>	33.629	24.663	50.537	23.379	234.2
3	<b>2'14.497</b>	34.272	25.155	51.408	23.662	<b>235.8</b>	5	<b>2'11.875</b>	33.507	24.553	50.364	23.451	234.7
4	<b>2'12.208</b>	33.629	24.663	50.537	23.379	234.2	6	<b>2'11.630</b>	<b>33.454</b>	24.467	50.221	23.488	234.7
5	<b>2'11.875</b>	33.507	24.553	50.364	23.451	234.7	7	<b>2'11.081</b>	33.466	24.359	49.994	23.262	234.7
6	<b>2'11.630</b>	<b>33.454</b>	24.467	50.221	23.488	234.7	8	<b>2'17.809</b>	33.602	25.964	54.541	23.702	234.7
7	<b>2'11.081</b>	33.466	24.359	49.994	23.262	234.7	9	<b>2'11.855</b>	33.785	24.603	50.189	23.278	232.2
8	<b>2'17.809</b>	33.602	25.964	54.541	23.702	234.7	10	<b>2'11.128</b>	33.708	24.349	<b>49.823</b>	<b>23.248</b>	232.7
9	<b>2'11.855</b>	33.785	24.603	50.189	23.278	232.2	11	2'10.804 *	33.604	<b>24.248</b>	49.689 *	23.263	232.7
10	<b>2'11.128</b>	33.708	24.349	<b>49.823</b>	<b>23.248</b>	232.7							
11	2'10.804 *	33.604	<b>24.248</b>	49.689 *	23.263	232.7							
<b>5th</b>	<b>14</b>	<b>Cormac BUCHANAN</b>		CODE Motorsports		NZE	1	4'09.265	43.587	29.601	57.106	24.939	140.2
		Runs=1	Total laps=15	Full laps=14	Valid laps=13		2	<b>2'19.149</b>	34.765	26.497	53.786	24.101	233.2
1	4'09.265	43.587	29.601	57.106	24.939	140.2	3	<b>2'17.209</b>	34.521	26.057	52.649	23.982	233.7
2	<b>2'19.149</b>	34.765	26.497	53.786	24.101	233.2	4	<b>2'15.670</b>	34.075	25.685	52.071	23.839	234.7
3	<b>2'17.209</b>	34.521	26.057	52.649	23.982	233.7	5	<b>2'17.219</b>	34.582	25.686	52.561	24.390	<b>237.3</b>
4	<b>2'15.670</b>	34.075	25.685	52.071	23.839	234.7	6	<b>2'14.232</b>	33.945	25.165	51.525	23.597	236.8
5	<b>2'17.219</b>	34.582	25.686	52.561	24.390	<b>237.3</b>	7	<b>2'13.283</b>	33.638	25.024	51.004	23.617	237.3
6	<b>2'14.232</b>	33.945	25.165	51.525	23.597	236.8	8	<b>2'12.085</b>	<b>33.460</b>	24.748	50.552	23.325	236.3
7	<b>2'13.283</b>	33.638	25.024	51.004	23.617	237.3	9	<b>2'16.079</b>	35.344	25.482	51.612	23.641	235.8
8	<b>2'12.085</b>	<b>33.460</b>	24.748	50.552	23.325	236.3	10	<b>2'12.964</b>	33.504	24.828	51.020	23.612	234.2
9	<b>2'16.079</b>	35.344	25.482	51.612	23.641	235.8	11	<b>2'11.976</b>	33.610	24.712	50.224	23.430	233.7
10	<b>2'12.964</b>	33.504	24.828	51.020	23.612	234.2	12	<b>2'18.536</b>	36.658	25.616	52.076	24.186	232.7
11	<b>2'11.976</b>	33.610	24.712	50.224	23.430	233.7	13	2'13.263 *	34.501 *	24.894	50.559	23.309	235.2
12	<b>2'18.536</b>	36.658	25.616	52.076	24.186	232.7	14	<b>2'11.098</b>	33.519	<b>24.314</b>	<b>50.072</b>	<b>23.193</b>	232.7
13	2'13.263 *	34.501 *	24.894	50.559	23.309	235.2	15	<b>2'13.428</b>	33.613	24.834	51.602	23.379	232.7
14	<b>2'11.098</b>	33.519	<b>24.314</b>	<b>50.072</b>	<b>23.193</b>	232.7							
15	<b>2'13.428</b>	33.613	24.834	51.602	23.379	232.7							
<b>3rd</b>	<b>28</b>	<b>Maximo QUILES</b>		CFMOTO Valresa Aspar		SPA	1	9'07.859	39.566	26.824	53.723	24.300	159.5
		Runs=1	Total laps=13	Full laps=12	Valid laps=12		2	<b>2'15.947</b>	34.171	25.449	52.271	24.056	235.2
1	9'07.859	39.566	26.824	53.723	24.300	159.5	3	<b>2'14.839</b>	34.065	25.020	51.966	23.788	234.7
2	<b>2'15.947</b>	34.171	25.449	52.271	24.056	235.2	4	<b>2'13.756</b>	33.927	24.962	51.258	23.609	235.8
3	<b>2'14.839</b>	34.065	25.020	51.966	23.788	234.7	5	<b>2'13.058</b>	33.846	24.683	50.973	23.556	235.2
4	<b>2'13.756</b>	33.927	24.962	51.258	23.609	235.8							
5	<b>2'13.058</b>	33.846	24.683	50.973	23.556	235.2							

**Fastest Lap:** Adrian FERNANDEZ SPA Leopard Racing **2'09.930** 33.373 24.020 49.563 22.974

These data/results cannot be reproduced, stored and/or transmitted in whole or in part by any manner of electronic, mechanical, photocopying, recording, broadcasting or otherwise now known or herein after developed without the previous express consent by the copyright owner, except for reproduction in daily press and regular printed publications on sale to the public within 60 days of the event related to those data/results and always provided that copyright symbol appears together as follows below.

© MotoGP Sports Entertainment Group, 2026

Official MotoGP Timing by TISSOT

www.motogp.com

Mugello, Friday, May 29, 2026

## Free Practice Nr. 1

Moto3™

Lap	Lap Time	T1	T2	T3	T4	Speed
<b>6th</b>	<b>18</b>	<b>Matteo BERTELLE</b>		LEVEL UP - MTA		ITA
		Runs=2	Total laps=12	Full laps=9	Valid laps=9	
1	6'50.403	40.537	27.002	55.781	24.941	155.1
2	<b>2'18.429</b>	35.099	25.941	53.302	24.087	235.2
3	<b>2'15.216</b>	34.126	25.022	52.139	23.929	236.3
4	<b>2'15.119</b>	33.956	25.303	51.922	23.938	237.3
5	<b>2'13.611</b>	33.718	24.851	51.437	23.605	236.8
6	<b>2'12.917</b>	33.624	24.763	51.108	23.422	236.8
7	<b>2'12.477</b>	33.631	24.440	50.979	23.427	236.3
8	<b>2'11.557</b>	33.458	24.223	50.515	23.361	236.8
9	2'19.707 P	37.861	25.755	52.573	23.518	235.8
10	2'20.765	40.764	25.474	51.110	23.417	160.7
11	<b>2'11.147</b>	33.468	24.203	50.228	23.248	236.3
12	<b>2'11.253</b>	33.353	24.092	50.468	23.340	236.8

Lap	Lap Time	T1	T2	T3	T4	Speed
<b>7th</b>	<b>5</b>	<b>Leo RAMMERSTORFER</b>		SIC58 Squadra Corse		AUT
		Runs=1	Total laps=14	Full laps=13	Valid laps=13	
1	7'19.041 *	41.921	28.551	57.057	25.028 *	133.0
2	<b>2'22.836</b>	35.751	26.945	55.550	24.590	231.7
3	<b>2'19.220</b>	35.009	26.203	53.880	24.128	231.7
4	<b>2'17.033</b>	34.574	25.653	52.857	23.949	232.2
5	<b>2'17.532</b>	34.513	25.394	52.911	24.714	232.7
6	<b>2'16.045</b>	34.348	25.345	52.491	23.861	233.2
7	<b>2'15.390</b>	34.223	25.196	52.080	23.891	230.7
8	<b>2'15.516</b>	34.370	25.138	52.201	23.807	230.7
9	<b>2'15.425</b>	34.523	24.970	52.071	23.861	229.2
10	<b>2'13.964</b>	34.134	24.804	51.446	23.580	232.2
11	<b>2'17.352</b>	34.681	25.538	53.421	23.712	232.7
12	<b>2'13.366</b>	33.918	24.618	51.248	23.582	233.7
13	<b>2'12.458</b>	33.938	24.470	50.671	23.379	233.2
14	<b>2'11.298</b>	33.890	24.386	49.868	23.154	238.4

Lap	Lap Time	T1	T2	T3	T4	Speed
<b>8th</b>	<b>13</b>	<b>Hakim DANISH</b>		AEON Credit - MT Helm		MAL
		Runs=1	Total laps=12	Full laps=11	Valid laps=10	
1	3'19.770	40.308	27.780	56.477	25.433	161.4
2	<b>2'18.765</b>	35.249	26.041	53.215	24.260	230.2
3	<b>2'15.290</b>	34.181	25.095	52.186	23.828	233.2
4	<b>2'15.031</b>	33.695	25.119	52.467	23.750	237.8
5	<b>2'13.274</b>	33.710	24.704	51.210	23.650	231.7
6	<b>2'12.621</b>	33.567	24.566	50.951	23.537	231.2
7	<b>2'12.553</b>	33.666	24.530	50.865	23.492	233.2
8	<b>2'11.850</b>	33.550	24.324	50.570	23.406	231.2
9	<b>2'11.486</b>	33.424	24.442	50.256	23.364	232.2
10	<b>2'11.983</b>	33.492	24.420	50.393	23.678	234.2
11	<b>2'13.599</b>	33.676	24.645	51.593	23.685	230.7
12	2'12.667 *	33.507	24.352	51.137 *	23.671	230.7
	unfinished	3'09.921				230.2

Lap	Lap Time	T1	T2	T3	T4	Speed
<b>9th</b>	<b>94</b>	<b>Guido PINI</b>		Leopard Racing		ITA
		Runs=1	Total laps=15	Full laps=14	Valid laps=13	
1	3'44.528	40.582	27.128	56.162	24.939	159.7
2	<b>2'19.920</b>	35.026	26.031	54.236	24.627	234.2
3	<b>2'16.663</b>	34.410	25.336	52.817	24.100	234.2
4	<b>2'15.335</b>	34.021	25.045	52.262	24.007	234.2
5	<b>2'14.657</b>	33.951	24.800	51.976	23.930	233.7

Lap	Lap Time	T1	T2	T3	T4	Speed
6	<b>2'15.338</b>	34.483	25.069	51.915	23.871	234.2
7	<b>2'13.553</b>	33.967	24.570	51.317	23.699	233.7
8	<b>2'13.071</b>	33.701	24.512	51.214	23.644	234.2
9	<b>2'12.415</b>	33.622	24.487	50.848	23.458	233.7
10	<b>2'14.372</b>	33.572	25.148	51.967	23.685	233.2
11	<b>2'12.004</b>	33.495	24.404	50.574	23.531	233.2
12	<b>2'12.301</b>	33.542	24.370	50.758	23.631	232.2
13	2'13.108 *	34.220 *	24.773	50.625	23.490	232.7
14	<b>2'11.598</b>	33.564	24.369	50.372	23.293	234.7
15	<b>2'11.824</b>	33.397	24.451	50.642	23.334	234.2

Lap	Lap Time	T1	T2	T3	T4	Speed
<b>10th</b>	<b>97</b>	<b>Marco MORELLI</b>		CFMOTO Valresa Aspar		ARG
		Runs=1	Total laps=15	Full laps=14	Valid laps=13	
1	3'52.658	41.056	28.150	58.013	25.742	157.8
2	<b>2'21.629</b>	35.964	26.125	54.510	25.030	232.7
3	<b>2'18.565</b>	35.227	25.481	53.291	24.566	233.7
4	<b>2'16.622</b>	34.639	24.987	52.624	24.372	238.4
5	<b>2'15.449</b>	34.650	24.801	51.949	24.049	232.7
6	<b>2'14.590</b>	34.388	24.697	51.473	24.032	233.2
7	<b>2'14.043</b>	34.246	24.556	51.319	23.922	232.7
8	<b>2'13.553</b>	34.192	24.423	51.038	23.900	233.7
9	<b>2'13.737</b>	33.963	24.389	51.500	23.885	233.2
10	<b>2'13.006</b>	33.932	24.262	50.890	23.922	233.2
11	<b>2'12.160</b>	33.721	24.173	50.501	23.765	233.2
12	<b>2'15.966</b>	35.661	24.983	51.518	23.804	233.2
13	2'12.531 *	33.997 *	24.354	50.586	23.594	233.7
14	<b>2'11.956</b>	33.724	24.120	50.482	23.630	234.7
15	<b>2'11.725</b>	33.740	24.187	50.191	23.607	234.7

Lap	Lap Time	T1	T2	T3	T4	Speed
<b>11th</b>	<b>19</b>	<b>Scott OGDEN</b>		CIP Green Power		GBR
		Runs=2	Total laps=12	Full laps=9	Valid laps=8	
1	6'22.127	41.641	27.724	56.786	24.915	158.3
2	<b>2'20.806</b>	35.371	26.389	54.715	24.331	233.2
3	<b>2'18.151</b>	34.594	26.012	53.436	24.109	232.7
4	<b>2'16.504</b>	34.293	25.683	52.528	24.000	232.7
5	<b>2'14.708</b>	34.305	25.092	51.627	23.684	233.2
6	<b>2'13.558</b>	33.776	24.862	51.346	23.574	232.7
7	2'11.901 P	33.790	25.030	51.249	21.832	232.7
8	2'22.201	40.247	25.751	52.639	23.564	148.1
9	<b>2'13.015</b>	33.765	24.749	50.999	23.502	233.2
10	2'12.233 *	33.682 *	24.514	50.616	23.421	232.2
11	<b>2'11.814</b>	33.498	24.364	50.484	23.468	231.7
12	<b>2'11.759</b>	33.941	24.391	50.176	23.251	231.2

Lap	Lap Time	T1	T2	T3	T4	Speed
<b>12th</b>	<b>11</b>	<b>Adrian CRUCES</b>		CIP Green Power		SPA
		Runs=2	Total laps=14	Full laps=11	Valid laps=11	
1	3'46.751	42.295	28.401	57.841	25.669	163.1
2	<b>2'24.956</b>	36.346	26.691	56.331	25.588	232.2
3	<b>2'20.995</b>	35.133	26.094	54.868	24.900	232.2
4	<b>2'19.016</b>	35.094	25.570	53.623	24.729	233.2
5	<b>2'18.293</b>	34.978	25.358	53.460	24.497	233.7
6	<b>2'17.104</b>	34.452	25.224	53.030	24.398	232.7
7	<b>2'16.048</b>	34.477	25.044	52.412	24.115	231.7
8	<b>2'14.856</b>	33.985	24.814	51.993	24.064	232.7
9	<b>2'13.661</b>	33.704	24.588	51.517	23.852	233.2

**Fastest Lap:** Adrian FERNANDEZ SPA Leopard Racing **2'09.930** 33.373 24.020 49.563 22.974

These data/results cannot be reproduced, stored and/or transmitted in whole or in part by any manner of electronic, mechanical, photocopying, recording, broadcasting or otherwise now known or herein after developed without the previous express consent by the copyright owner, except for reproduction in daily press and regular printed publications on sale to the public within 60 days of the event related to those data/results and always provided that copyright symbol appears together as follows below.

© MotoGP Sports Entertainment Group, 2026

Official MotoGP Timing by  TISSOT

www.motogp.com

Mugello, Friday, May 29, 2026

Page 2 of 5



## Free Practice Nr. 1

Moto3™

Lap	Lap Time	T1	T2	T3	T4	Speed
10	2'15.004 P	33.774	24.631	53.425	23.174	233.7
11	2'21.078	39.305	25.265	52.349	24.159	145.9
12	2'13.209	33.537	24.508	51.359	23.805	229.7
13	2'12.705	33.689	24.403	50.963	23.650	231.2
14	2'11.996	33.622	24.225	50.551	23.598	231.2

13th	27	Rico SALMELA	Red Bull KTM Tech3	FIN
Runs=1	Total laps=15	Full laps=14	Valid laps=14	

1	4'43.191	43.138	31.239	1'02.124	26.224	160.7
2	2'29.022	37.241	28.557	58.045	25.179	231.7
3	2'23.745	35.884	26.970	56.072	24.819	233.7
4	2'21.725	35.343	26.364	55.409	24.609	234.2
5	2'19.421	34.930	25.848	54.435	24.208	233.2
6	2'18.044	34.662	25.452	53.707	24.223	232.7
7	2'18.378	35.117	25.622	53.543	24.096	232.7
8	2'16.152	34.302	25.235	52.736	23.879	233.7
9	2'15.307	34.192	25.141	52.274	23.700	233.2
10	2'14.835	34.055	24.917	52.061	23.802	233.7
11	2'13.343	33.810	24.646	51.395	23.492	233.2
12	2'15.854	33.701	24.950	53.602	23.601	234.7
13	2'13.030	33.792	24.708	51.149	23.381	235.2
14	2'12.328	33.631	24.477	50.809	23.411	233.2
15	2'12.004	33.654	24.461	50.473	23.416	232.7

14th	64	David MUÑOZ	Liqui Moly Dynavolt Int	SPA
Runs=2	Total laps=8	Full laps=5	Valid laps=5	

1	4'58.792	40.301	26.791	54.020	23.993	155.3
2	2'16.409	34.420	25.508	52.681	23.800	233.7
3	2'14.701	33.822	25.079	52.165	23.635	232.2
4	2'13.466	33.794	24.848	51.251	23.573	232.2
5	2'13.382	33.933	24.779	51.180	23.490	233.2
6	2'21.180 P	33.771	28.594	55.471	23.344	232.2
7	2'21.603	40.351	25.663	52.043	23.546	155.6
8	2'12.020	33.616	24.327	50.716	23.361	232.7
	PIT	33.803	27.751	54.599	23.730	233.2

15th	10	Nicola CARRARO	Rivacold Snipers Team	ITA
Runs=1	Total laps=15	Full laps=14	Valid laps=13	

1	3'23.620	41.638	27.940	57.257	25.333	164.1
2	2'21.002	35.255	26.318	54.681	24.748	235.8
3	2'18.030	34.578	25.857	53.220	24.375	234.2
4	2'16.748	34.352	25.452	52.918	24.026	234.2
5	2'16.110	34.304	25.433	52.334	24.039	234.2
6	2'15.739	34.296	25.262	52.140	24.041	234.7
7	2'15.336	34.081	25.157	52.313	23.785	235.8
8	2'14.701	34.072	25.069	51.789	23.771	234.7
9	2'14.274	33.932	24.887	51.692	23.763	234.7
10	2'13.790	33.810	24.760	51.565	23.655	235.2
11	2'14.559	33.904	24.982	51.834	23.839	233.7
12	2'12.864	33.655	24.569	51.192	23.448	235.2
13	2'18.669 *	34.646 *	25.566	54.624	23.833	233.2
14	2'12.475	33.740	24.587	50.738	23.410	234.7
15	2'13.420	33.743	24.612	51.519	23.546	235.8

Lap	Lap Time	T1	T2	T3	T4	Speed
-----	----------	----	----	----	----	-------

16th	8	Eddie O'SHEA	GRYD - MLav Racing	GBR
Runs=1	Total laps=13	Full laps=12	Valid laps=9	

1	4'07.667	39.112	26.861	55.004	24.428	164.1
2	2'16.661	34.241	25.677	52.790	23.953	239.4
3	2'23.058 *	39.265	26.972	52.939 *	23.882	240.0
4	2'14.435	33.902	24.813	52.175	23.545	241.6
5	2'16.048	34.064	25.229	52.733	24.022	243.7
6	2'13.510	33.704	24.491	51.599	23.716	242.6
7	2'12.901	33.551	24.556	51.207	23.587	238.9
8	2'13.698	33.659	24.458	51.840	23.741	240.5
9	2'12.549	33.399	24.408	51.179	23.563	238.4
10	2'13.315	33.538	24.766	51.481	23.530	238.4
11	2'17.131 *	33.457	24.454	53.523	25.697 *	238.4
12	2'13.305	33.649	24.674	51.359	23.623	240.0
13	2'13.872 *	34.247 *	24.771	51.290	23.564	236.8
	PIT	34.134	25.732	54.591	25.322	237.3

17th	67	Casey O'GORMAN	SIC58 Squadra Corse	IRL
Runs=1	Total laps=14	Full laps=13	Valid laps=11	

1	7'53.657	41.505	27.435	56.037	24.882	156.7
2	2'18.935	35.061	25.875	53.531	24.468	232.2
3	2'16.671	34.527	25.317	52.611	24.216	232.2
4	2'16.703	34.373	25.297	52.812	24.221	232.2
5	2'15.798	34.128	25.121	52.422	24.127	231.7
6	2'14.853	34.045	24.861	51.945	24.002	230.7
7	2'14.219	33.968	24.829	51.660	23.762	230.7
8	2'13.095	33.731	24.373	51.208	23.783	232.2
9	2'12.884	33.733	24.419	51.049	23.683	231.7
10	2'12.637	33.793	24.463	50.714	23.667	231.2
11	2'13.537 *	34.144 *	24.483	51.108	23.802	230.2
12	2'13.576	34.129	24.599	51.076	23.772	229.7
13	2'17.712 *	34.201	24.778	54.555	24.178 *	229.7
14	2'13.699	34.165	24.606	51.030	23.898	229.2

18th	21	Ruche MOODLEY	CODE Motorsports	RSA
Runs=2	Total laps=13	Full laps=10	Valid laps=10	

1	4'10.345	43.022	29.761	57.686	25.103	143.2
2	2'22.551	35.651	26.830	55.576	24.494	233.2
3	2'23.486	37.905	26.142	54.881	24.558	233.2
4	2'18.891	34.738	25.805	53.914	24.434	231.2
5	2'16.750	34.322	25.401	52.934	24.093	231.7
6	2'22.242	34.294	25.443	58.337	24.168	232.2
7	2'14.403	33.974	24.817	51.843	23.769	233.2
8	2'15.395 P	34.078	25.091	53.078	23.148	231.7
9	2'22.665	39.960	25.435	53.291	23.979	140.9
10	2'20.787	33.709	24.710	58.372	23.996	232.7
11	2'13.064	33.788	24.565	51.171	23.540	231.2
12	2'13.285	33.671	25.347	50.896	23.371	231.7
13	2'12.705	33.656	24.423	51.151	23.475	230.7

19th	73	Valentin PERRONE	Red Bull KTM Tech3	ARG
Runs=2	Total laps=13	Full laps=10	Valid laps=10	

1	4'44.233	41.967	28.933	58.170	25.228	157.6
2	2'22.842	36.304	26.900	55.065	24.573	229.2
3	2'19.058	35.002	25.930	53.661	24.465	232.2

**Fastest Lap:** Adrian FERNANDEZ SPA Leopard Racing 2'09.930 33.373 24.020 49.563 22.974

These data/results cannot be reproduced, stored and/or transmitted in whole or in part by any manner of electronic, mechanical, photocopying, recording, broadcasting or otherwise now known or herein after developed without the previous express consent by the copyright owner, except for reproduction in daily press and regular printed publications on sale to the public within 60 days of the event related to those data/results and always provided that copyright symbol appears together as follows below.

© MotoGP Sports Entertainment Group, 2026

Official MotoGP Timing by TISSOT

www.motogp.com

Mugello, Friday, May 29, 2026

Page 3 of 5



## Free Practice Nr. 1

Moto3™

Lap	Lap Time	T1	T2	T3	T4	Speed	Lap	Lap Time	T1	T2	T3	T4	Speed
4	<b>2'17.028</b>	34.485	25.312	52.856	24.375	230.7	10	<b>2'15.504</b>	34.758	24.953	51.930	23.863	232.2
5	<b>2'15.356</b>	34.187	25.110	51.972	24.087	230.2	11	<b>2'13.269</b>	33.834	24.670	<b>51.246</b>	23.519	232.2
6	<b>2'14.694</b>	33.880	24.852	51.968	23.994	231.2	12	<b>2'13.284</b>	33.839	<b>24.606</b>	51.302	23.537	231.7
7	<b>2'14.324</b>	33.859	24.928	51.704	23.833	230.2	13	<b>2'15.839</b>	34.088	25.875	52.185	23.691	231.2
8	<b>2'15.122</b>	33.989	24.839	52.409	23.885	231.2	14	<b>2'13.811</b>	33.936	24.708	51.719	<b>23.448</b>	231.2
9	<b>2'14.748</b>	34.010	24.933	51.889	23.916	230.2	15	<b>2'14.164</b>	33.994	24.762	51.681	23.727	231.7
10	<b>2'14.199</b> P	34.167	25.239	52.042	<b>22.751</b>	229.7	<b>23rd 83 Alvaro CARPE</b> Red Bull KTM Ajo SPA						
11	<b>2'21.198</b>	40.874	24.817	51.588	23.919	160.9	Runs=1	Total laps=13	Full laps=12	Valid laps=12			
12	<b>2'12.729</b>	<b>33.696</b>	24.412	<b>50.973</b>	<b>23.648</b>	228.3	1	8'40.056	41.197	28.576	57.831	25.277	158.8
13	<b>2'12.873</b>	33.763	<b>24.390</b>	50.991	23.729	228.8	2	<b>2'20.255</b>	35.564	26.211	54.002	24.478	232.7
<b>20th 9 Veda PRATAMA</b> Honda Team Asia INA							3	<b>2'17.664</b>	34.577	25.586	53.082	24.419	233.7
Runs=2	Total laps=12	Full laps=9	Valid laps=7				4	<b>2'15.816</b>	34.298	25.185	52.379	23.954	<b>238.9</b>
1	3'06.783	41.229	29.065	57.233	25.771	161.4	5	<b>2'16.586</b>	33.860	25.127	53.581	24.018	237.3
2	<b>2'20.576</b> *	35.404	26.382	54.190	<b>24.600</b> *	233.2	6	<b>2'16.161</b>	33.944	25.062	53.027	24.128	235.8
3	<b>2'17.409</b>	34.398	25.428	53.360	24.223	233.2	7	<b>2'14.992</b>	33.854	24.901	52.270	23.967	234.2
4	<b>2'16.455</b>	34.195	25.305	52.803	24.152	233.7	8	<b>2'15.326</b>	33.755	24.896	52.693	23.982	234.2
5	<b>2'14.765</b>	33.741	24.984	52.124	23.916	233.2	9	<b>2'15.976</b>	33.872	25.173	53.261	23.670	234.7
6	<b>2'18.029</b>	35.516	25.554	52.738	24.221	233.7	10	<b>2'15.044</b>	33.926	24.956	52.673	<b>23.489</b>	235.8
7	<b>2'14.327</b>	33.867	24.942	51.781	23.737	232.7	11	<b>2'13.277</b>	<b>33.582</b>	<b>24.540</b>	<b>51.589</b>	23.566	235.8
8	<b>2'16.856</b> P	34.076	25.444	52.389	<b>24.947</b>	<b>234.2</b>	12	<b>2'14.125</b>	33.713	24.925	51.841	23.646	235.2
9	<b>2'21.256</b>	39.544	25.247	52.559	23.906	120.1	13	<b>2'16.471</b>	34.368	25.291	53.009	23.803	234.2
10	<b>2'13.044</b> *	33.785	<b>24.768</b>	<b>50.937</b>	23.554	233.7	<b>24th 32 Zen MITANI</b> Honda Team Asia JPN						
11	<b>2'12.954</b>	33.559	<b>24.545</b>	51.338	23.512	232.7	Runs=1	Total laps=15	Full laps=14	Valid laps=13			
12	<b>2'14.462</b>	<b>33.551</b>	24.667	52.828	<b>23.416</b>	234.2	1	3'07.759	41.194	29.247	57.551	25.657	161.6
<b>21st 6 Ryusei YAMANAKA</b> AEON Credit - MT Helm JPN							2	<b>2'22.459</b>	36.164	26.687	54.827	24.781	230.7
Runs=1	Total laps=15	Full laps=14	Valid laps=12				3	<b>2'21.346</b>	35.187	26.879	54.916	24.364	230.7
1	3'21.181	39.133	27.388	56.321	25.079	166.9	4	<b>2'19.270</b>	34.881	26.083	53.893	24.413	230.7
2	<b>2'19.615</b>	35.110	26.168	54.152	24.185	233.7	5	<b>2'18.532</b>	35.011	25.683	53.372	24.466	230.2
3	<b>2'18.359</b>	34.397	25.779	53.826	24.357	235.8	6	<b>2'17.311</b>	34.694	25.738	52.704	24.175	230.7
4	<b>2'17.454</b>	34.385	25.661	53.415	23.993	236.3	7	<b>2'15.444</b>	34.334	25.258	51.912	23.940	231.7
5	<b>2'17.854</b>	34.473	25.485	53.855	24.041	236.8	8	<b>2'15.334</b>	34.458	25.274	51.721	23.881	231.2
6	<b>2'16.465</b>	34.349	25.535	52.625	23.956	233.7	9	<b>2'14.928</b>	34.642	25.091	51.394	23.801	230.7
7	<b>2'15.462</b>	34.103	25.176	52.508	23.675	234.2	10	<b>2'14.556</b>	34.261	25.029	51.478	23.788	230.7
8	<b>2'14.513</b>	33.915	25.104	51.694	23.800	236.3	11	<b>2'14.813</b>	34.313	25.097	51.634	23.769	229.2
9	<b>2'13.985</b>	33.767	24.825	51.642	23.751	234.7	12	<b>2'14.414</b>	34.325	24.900	51.428	23.761	228.8
10	<b>2'14.118</b> *	33.574	24.892	<b>51.826</b> *	23.826	235.2	13	<b>2'18.409</b> *	<b>34.824</b> *	<b>25.810</b>	<b>52.429</b>	<b>25.346</b>	228.8
11	<b>2'14.196</b>	33.735	25.037	51.616	23.808	234.2	14	<b>2'13.505</b>	34.288	<b>24.755</b>	<b>51.054</b>	<b>23.408</b>	229.7
12	<b>2'13.459</b>	33.891	<b>24.660</b>	51.342	23.566	234.2	15	<b>2'13.499</b>	<b>33.951</b>	24.806	51.173	23.569	<b>234.2</b>
13	<b>2'18.007</b> *	<b>34.472</b> *	25.540	<b>54.457</b> *	<b>23.538</b>	235.8	<b>25th 66 Joel KELSO</b> GRYD - MLav Racing AUS						
14	<b>2'13.049</b>	<b>33.505</b>	24.794	<b>51.205</b>	23.545	<b>240.0</b>	Runs=2	Total laps=12	Full laps=9	Valid laps=8			
15	<b>2'13.888</b>	33.722	24.673	51.851	23.642	238.4	1	3'12.818	40.959	28.936	57.142	25.118	159.0
<b>22nd 22 David ALMANSA</b> Liqui Moly Dynavolt Int SPA							2	<b>2'22.005</b>	35.222	26.753	55.389	24.641	234.2
Runs=1	Total laps=15	Full laps=14	Valid laps=14				3	<b>2'21.538</b>	35.033	26.374	55.608	24.523	235.2
1	4'47.130	39.629	27.771	57.648	25.984	164.1	4	<b>2'19.396</b>	34.924	26.204	53.892	24.376	237.3
2	<b>2'19.575</b>	35.235	26.203	53.870	24.267	232.7	5	<b>2'19.356</b>	34.733	25.964	54.368	24.291	236.3
3	<b>2'17.193</b>	34.489	25.318	53.343	24.043	<b>233.2</b>	6	<b>2'19.569</b>	34.626	26.248	54.352	24.343	237.3
4	<b>2'15.755</b>	34.161	25.244	52.448	23.902	233.2	7	<b>2'18.088</b>	34.758	25.758	53.349	24.223	235.2
5	<b>2'14.373</b>	33.781	24.877	52.054	23.661	232.7	8	<b>2'26.825</b> P	36.471	27.500	58.129	<b>24.725</b>	234.2
6	<b>2'13.752</b>	33.787	24.813	51.592	23.560	232.7	9	<b>2'21.170</b>	37.898	25.992	53.195	24.085	152.5
7	<b>2'14.048</b>	<b>33.652</b>	24.663	52.167	23.566	232.2	10	<b>2'16.080</b> *	<b>34.316</b> *	25.437	52.362	23.965	<b>237.8</b>
8	<b>2'13.931</b>	33.874	24.759	51.742	23.556	232.7	11	<b>2'14.841</b>	34.167	25.228	51.757	23.689	235.2
9	<b>2'13.829</b>	33.748	24.732	51.768	23.581	232.2	12	<b>2'13.836</b>	<b>34.058</b>	<b>24.836</b>	<b>51.352</b>	<b>23.590</b>	234.2

**Fastest Lap:** Adrian FERNANDEZ SPA Leopard Racing **2'09.930** 33.373 24.020 49.563 22.974

These data/results cannot be reproduced, stored and/or transmitted in whole or in part by any manner of electronic, mechanical, photocopying, recording, broadcasting or otherwise now known or herein after developed without the previous express consent by the copyright owner, except for reproduction in daily press and regular printed publications on sale to the public within 60 days of the event related to those data/results and always provided that copyright symbol appears together as follows below.

© MotoGP Sports Entertainment Group, 2026

Official MotoGP Timing by  TISSOT

www.motogp.com

Mugello, Friday, May 29, 2026

Page 4 of 5



## Free Practice Nr. 1

Moto3™

Lap	Lap Time	T1	T2	T3	T4	Speed	Lap	Lap Time	T1	T2	T3	T4	Speed
<b>26th</b>	<b>54</b>	<b>Jesus RIOS</b>		Rivacold Snipers Team		SPA							
		Runs=2	Total laps=12	Full laps=9	Valid laps=7								
1	3'08.327	41.564	28.780	57.659	25.414	155.1							
2	<b>2'23.990</b>	36.215	26.908	55.794	25.073	234.7							
3	<b>2'21.458</b>	35.414	26.279	54.928	24.837	233.7							
4	<b>2'19.895</b>	34.667	26.068	54.498	24.662	235.2							
5	2'23.134 P	35.219	26.414	56.134	25.367	235.2							
6	2'23.542	39.430	26.313	53.414	24.385	145.7							
7	<b>2'17.544</b>	34.764	25.439	52.942	24.399	233.2							
8	<b>2'19.467</b>	34.754	25.629	54.056	25.028	232.2							
9	<b>2'17.947</b>	34.783	25.649	53.144	24.371	234.7							
10	2'17.518 *	34.842 *	25.624	52.705	24.347	231.7							
11	<b>2'16.240</b>	34.469	25.301	52.360	24.110	232.7							
12	2'23.636 *	34.458	27.410	56.638	25.130 *	233.2							

**Fastest Lap:** Adrian FERNANDEZ SPA Leopard Racing **2'09.930** 33.373 24.020 49.563 22.974

These data/results cannot be reproduced, stored and/or transmitted in whole or in part by any manner of electronic, mechanical, photocopying, recording, broadcasting or otherwise now known or herein after developed without the previous express consent by the copyright owner, except for reproduction in daily press and regular printed publications on sale to the public within 60 days of the event related to those data/results and always provided that copyright symbol appears together as follows below.

© MotoGP Sports Entertainment Group, 2026

Official MotoGP Timing by  TISSOT

www.motogp.com

Mugello, Friday, May 29, 2026

Page 5 of 5

# BEST PARTIAL TIMES

## BREMBRO GRAND PRIX OF ITALY

### FREE PRACTICE NR. 1


 Autodromo Internazionale del 5245 m.  
Mugello

*IT* Ideal Lap Time, sum of the best partial times

*BT* Best Lap Time

Pos	<i>T1</i>		<i>T2</i>		<i>T3</i>		<i>T4</i>		Pos	Rider	<i>IT</i>	<i>BT</i>	
	Rider	Time	Rider	Time	Rider	Time	Rider	Time					
1	M.QUILES	33.283	J.ESTEBAN	23.828	A.FERNANDEZ	49.563	M.QUILES	22.966	1	A.FERNANDEZ	2'09.904	2'09.930	(1)
2	<b>M.BERTELLE</b>	<b>33.353</b>	<b>M.QUILES</b>	<b>23.955</b>	<b>M.QUILES</b>	<b>49.786</b>	<b>A.FERNANDEZ</b>	<b>22.974</b>	2	M.QUILES	2'09.990	2'10.264	(3)
3	A.FERNANDEZ	33.354	A.FERNANDEZ	24.013	B.URIARTE	49.823	J.ESTEBAN	23.019	3	J.ESTEBAN	2'10.110	2'10.169	(2)
4	<b>J.ESTEBAN</b>	<b>33.384</b>	<b>M.BERTELLE</b>	<b>24.092</b>	<b>L.RAMMERSTOR</b>	<b>49.868</b>	<b>L.RAMMERSTOR</b>	<b>23.154</b>	4	B.URIARTE	2'10.773	2'11.081	(4)
5	G.PINI	33.397	M.MORELLI	24.120	J.ESTEBAN	49.879	C.BUCHANAN	23.193	5	M.BERTELLE	2'10.921	2'11.147	(6)
6	<b>E.O'SHEA</b>	<b>33.399</b>	<b>A.CRUCES</b>	<b>24.225</b>	<b>C.BUCHANAN</b>	<b>50.072</b>	<b>M.BERTELLE</b>	<b>23.248</b>	6	C.BUCHANAN	2'11.039	2'11.098	(5)
7	H.DANISH	33.424	B.URIARTE	24.248	S.OGDEN	50.176	B.URIARTE	23.248	7	S.OGDEN	2'11.289	2'11.759	(11)
8	<b>B.URIARTE</b>	<b>33.454</b>	<b>C.BUCHANAN</b>	<b>24.314</b>	<b>M.MORELLI</b>	<b>50.191</b>	<b>S.OGDEN</b>	<b>23.251</b>	8	L.RAMMERSTORFER	2'11.298	2'11.298	(7)
9	C.BUCHANAN	33.460	H.DANISH	24.324	M.BERTELLE	50.228	G.PINI	23.293	9	H.DANISH	2'11.368	2'11.486	(8)
10	<b>S.OGDEN</b>	<b>33.498</b>	<b>D.MUÑOZ</b>	<b>24.327</b>	<b>H.DANISH</b>	<b>50.256</b>	<b>D.MUÑOZ</b>	<b>23.361</b>	10	G.PINI	2'11.431	2'11.598	(9)
11	R.YAMANAKA	33.505	S.OGDEN	24.364	G.PINI	50.372	H.DANISH	23.364	11	M.MORELLI	2'11.626	2'11.725	(10)
12	<b>A.CRUCES</b>	<b>33.537</b>	<b>G.PINI</b>	<b>24.369</b>	<b>R.SALMELA</b>	<b>50.473</b>	<b>R.MOODLEY</b>	<b>23.371</b>	12	A.CRUCES	2'11.911	2'11.996	(12)
13	V.PRATAMA	33.551	C.O'GORMAN	24.373	A.CRUCES	50.551	R.SALMELA	23.381	13	R.SALMELA	2'11.946	2'12.004	(13)
14	<b>A.CARPE</b>	<b>33.582</b>	<b>L.RAMMERSTOR</b>	<b>24.386</b>	<b>C.O'GORMAN</b>	<b>50.714</b>	<b>Z.MITANI</b>	<b>23.408</b>	14	D.MUÑOZ	2'12.020	2'12.020	(14)
15	D.MUÑOZ	33.616	V.PERRONE	24.390	D.MUÑOZ	50.716	N.CARRARO	23.410	15	R.MOODLEY	2'12.346	2'12.705	(18)
16	<b>R.SALMELA</b>	<b>33.631</b>	<b>E.O'SHEA</b>	<b>24.408</b>	<b>N.CARRARO</b>	<b>50.738</b>	<b>V.PRATAMA</b>	<b>23.416</b>	16	N.CARRARO	2'12.372	2'12.475	(15)
17	D.ALMANSA	33.652	R.MOODLEY	24.423	R.MOODLEY	50.896	D.ALMANSA	23.448	17	V.PRATAMA	2'12.449	2'12.954	(20)
18	<b>N.CARRARO</b>	<b>33.655</b>	<b>R.SALMELA</b>	<b>24.461</b>	<b>V.PRATAMA</b>	<b>50.937</b>	<b>A.CARPE</b>	<b>23.489</b>	18	C.O'GORMAN	2'12.485	2'12.637	(17)
19	R.MOODLEY	33.656	A.CARPE	24.540	V.PERRONE	50.973	E.O'SHEA	23.530	19	E.O'SHEA	2'12.516	2'12.549	(16)
20	<b>V.PERRONE</b>	<b>33.696</b>	<b>V.PRATAMA</b>	<b>24.545</b>	<b>Z.MITANI</b>	<b>51.054</b>	<b>R.YAMANAKA</b>	<b>23.538</b>	20	V.PERRONE	2'12.707	2'12.729	(19)
21	M.MORELLI	33.721	N.CARRARO	24.569	E.O'SHEA	51.179	J.KELSO	23.590	21	R.YAMANAKA	2'12.908	2'13.049	(21)
22	<b>C.O'GORMAN</b>	<b>33.731</b>	<b>D.ALMANSA</b>	<b>24.606</b>	<b>R.YAMANAKA</b>	<b>51.205</b>	<b>M.MORELLI</b>	<b>23.594</b>	22	D.ALMANSA	2'12.952	2'13.269	(22)
23	L.RAMMERSTOR	33.890	R.YAMANAKA	24.660	D.ALMANSA	51.246	A.CRUCES	23.598	23	Z.MITANI	2'13.168	2'13.499	(24)
24	<b>Z.MITANI</b>	<b>33.951</b>	<b>Z.MITANI</b>	<b>24.755</b>	<b>J.KELSO</b>	<b>51.352</b>	<b>V.PERRONE</b>	<b>23.648</b>	24	A.CARPE	2'13.200	2'13.277	(23)
25	J.KELSO	34.058	J.KELSO	24.836	A.CARPE	51.589	C.O'GORMAN	23.667	25	J.KELSO	2'13.836	2'13.836	(25)

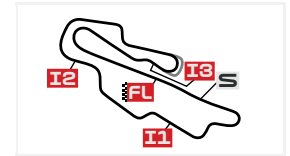
These data/results cannot be reproduced, stored and/or transmitted in whole or in part by any manner of electronic, mechanical, photocopying, recording, broadcasting or otherwise now known or herein after developed without the previous express consent by the copyright owner, except for reproduction in daily press and regular printed publications on sale to the public within 60 days of the event related to those data/results and always provided that copyright symbol appears together as follows below.

© MotoGP Sports Entertainment Group, 2026

# BEST PARTIAL TIMES

## BREMBO GRAND PRIX OF ITALY

### FREE PRACTICE NR. 1



Autodromo Internazionale del Mugello 5245 m.

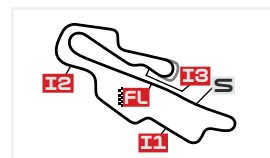
										<i>IT</i> Ideal Lap Time, sum of the best partial times		<i>BT</i> Best Lap Time	
		<i>T1</i>		<i>T2</i>		<i>T3</i>		<i>T4</i>					
<i>Pos</i>	<i>Rider</i>	<i>Time</i>	<i>Rider</i>	<i>Time</i>	<i>Rider</i>	<i>Time</i>	<i>Rider</i>	<i>Time</i>	<i>Pos</i>	<i>Rider</i>	<i>IT</i>	<i>BT</i>	
26	J.RIOS	34.458	J.RIOS	25.301	J.RIOS	52.360	J.RIOS	24.110	26	J.RIOS	2'16.229	2'16.240	(26)

These data/results cannot be reproduced, stored and/or transmitted in whole or in part by any manner of electronic, mechanical, photocopying, recording, broadcasting or otherwise now known or herein after developed without the previous express consent by the copyright owner, except for reproduction in daily press and regular printed publications on sale to the public within 60 days of the event related to those data/results and always provided that copyright symbol appears together as follows below.  
 © MotoGP Sports Entertainment Group, 2026

# FASTEST LAPS SEQUENCE

## BREMBRO GRAND PRIX OF ITALY

### FREE PRACTICE NR. 1



Autodromo Internazionale del Mugello 5245 m.

Practice Time	#	Rider	Nation	Motorcycle	Time	Km/h	Rider's Lap
5'30.218	32	Zen MITANI	JPN	HONDA	2'22.459	132.5	2
5'34.823	66	Joel KELSO	AUS	HONDA	2'22.005	132.9	2
5'38.535	13	Hakim DANISH	MAL	KTM	2'18.765	136.0	2
5'54.855	31	Adrian FERNANDEZ	SPA	HONDA	2'16.926	137.8	2
6'24.328	8	Eddie O'SHEA	GBR	HONDA	2'16.661	138.1	2
7'15.201	64	David MUÑOZ	SPA	KTM	2'16.409	138.4	2
7'53.825	13	Hakim DANISH	MAL	KTM	2'15.290	139.5	3
8'09.985	31	Adrian FERNANDEZ	SPA	HONDA	2'15.130	139.7	3
9'29.902	64	David MUÑOZ	SPA	KTM	2'14.701	140.1	3
10'24.560	31	Adrian FERNANDEZ	SPA	HONDA	2'14.575	140.3	4
11'01.821	8	Eddie O'SHEA	GBR	HONDA	2'14.435	140.4	4
11'43.368	64	David MUÑOZ	SPA	KTM	2'13.466	141.4	4
12'22.130	13	Hakim DANISH	MAL	KTM	2'13.274	141.6	5
14'34.751	13	Hakim DANISH	MAL	KTM	2'12.621	142.3	6
16'47.304	13	Hakim DANISH	MAL	KTM	2'12.553	142.4	7
18'59.154	13	Hakim DANISH	MAL	KTM	2'11.850	143.2	8
21'10.640	13	Hakim DANISH	MAL	KTM	2'11.486	143.6	9
22'29.083	28	Maximo QUILES	SPA	KTM	2'11.389	143.7	7
23'41.010	31	Adrian FERNANDEZ	SPA	HONDA	2'11.318	143.7	10
24'40.239	28	Maximo QUILES	SPA	KTM	2'11.156	143.9	8
25'51.881	31	Adrian FERNANDEZ	SPA	HONDA	2'10.871	144.2	11
28'02.581	31	Adrian FERNANDEZ	SPA	HONDA	2'10.700	144.4	12
34'00.155	78	Joel ESTEBAN	SPA	KTM	2'10.484	144.7	13
34'37.087	31	Adrian FERNANDEZ	SPA	HONDA	2'09.930	145.3	15

These data/results cannot be reproduced, stored and/or transmitted in whole or in part by any manner of electronic, mechanical, photocopying, recording, broadcasting or otherwise now known or herein after developed without the previous express consent by the copyright owner, except for reproduction in daily press and regular printed publications on sale to the public within 60 days of the event related to those data/results and always provided that copyright symbol appears together as follows below.

© MotoGP Sports Entertainment Group, 2026

Official MotoGP Timing by [www.motogp.com](http://www.motogp.com)

Mugello, Friday, May 29, 2026