

Misano Circuit Sic 58 4.226 m

## Pirelli Emilia-Romagna Round, 12-14 June 2026 Results Race 1

Laps 21 = 88,746 Km - Time of Race 32'40.418 - Avg. 162,968 km/h

1 / 2

Pos	Grid	No. Rider	Nat	Team	Bike	Class	LL	Gap	Rel.	Fastest Lap	Speed	Qualifying	Speed
1	1	<b>11 N. BULEGA</b>	ITA	Aruba.it Racing - Ducati	Ducati Panigale V4R		21			1'32.552	271,4	1'31.343	272,7
2	2	<b>7 I. LECUONA</b>	ESP	Aruba.it Racing - Ducati	Ducati Panigale V4R		21	<b>6.117</b>	6.117	1'32.835	274,1	1'31.570	273,4
3	4	<b>5 Y. MONTELLA</b>	ITA	Barni Spark Racing Team	Ducati Panigale V4R	IND	21	<b>13.823</b>	7.706	1'33.182	271,4	1'32.053	272,7
4	7	<b>47 A. BASSANI</b>	ITA	bimota by Kawasaki Racing Team	bimota KB998 Rimini		21	<b>17.626</b>	3.803	1'33.318	274,8	1'32.409	271,4
5	3	<b>22 A. LOWES</b>	GBR	bimota by Kawasaki Racing Team	bimota KB998 Rimini		21	<b>20.746</b>	3.120	1'33.420	272,0	1'32.000	269,3
6	6	<b>67 A. SURRA</b>	ITA	Motocorsa Racing	Ducati Panigale V4R	IND	21	<b>24.702</b>	3.956	1'33.700	272,7	1'32.305	272,7
7	8	<b>55 A. LOCATELLI</b>	ITA	Pata Maxus Yamaha	Yamaha YZF R1		21	<b>26.442</b>	1.740	1'33.908	272,0	1'32.579	272,7
8	11	<b>88 M. OLIVEIRA</b>	PDR	ROKiT BMW Motorrad WorldSBK Team	BMW M 1000 RR		21	<b>27.847</b>	1.405	1'33.682	278,4	1'32.637	275,5
9	17	<b>19 A. BAUTISTA</b>	ESP	Barni Spark Racing Team	Ducati Panigale V4R	IND	21	<b>29.285</b>	1.438	1'34.051	279,1	1'33.120	273,4
10	15	<b>62 S. MANZI</b>	ITA	GYTR GRT Yamaha WorldSBK Team	Yamaha YZF R1		21	<b>30.448</b>	1.163	1'33.991	270,0	1'32.803	268,0
11	12	<b>95 T. MACKENZIE</b>	GBR	MGM Optical Express Racing	Ducati Panigale V4R	IND	21	<b>30.882</b>	0.434	1'34.029	275,5	1'32.682	275,5
12	14	<b>97 X. VIERGE</b>	ESP	Pata Maxus Yamaha	Yamaha YZF R1		21	<b>33.185</b>	2.303	1'34.170	273,4	1'32.799	274,1
13	9	<b>46 T. BRIDEWELL</b>	GBR	Superbike Advocates	Ducati Panigale V4R	IND	21	<b>36.540</b>	3.355	1'34.231	274,8	1'32.584	274,1
14	22	<b>31 G. GERLOFF</b>	USA	Kawasaki WorldSBK Team	Kawasaki ZX-10RR		21	<b>36.602</b>	0.062	1'34.243	276,2		270,0
15	19	<b>35 S. CHANTRA</b>	THA	Honda HRC	Honda CBR1000RR-R SP		21	<b>44.842</b>	8.240	1'34.531	271,4	1'33.403	272,0
16	20	<b>54 B. SOFUOGLU</b>	TUR	Motoxracing WorldSBK Team	Yamaha YZF R1	IND	21	<b>49.544</b>	4.702	1'34.791	269,3	1'33.464	272,0
17	18	<b>13 M. RATO</b>	ITA	Motoxracing WorldSBK Team	Yamaha YZF R1	IND	21	<b>1'11.157</b>	21.613	1'35.367	268,7	1'33.387	269,3
----- <b>Not Classified</b> -----													
RET	16	<b>60 M. VAN DER MARK</b>	NED	ROKiT BMW Motorrad WorldSBK Team	BMW M 1000 RR		19	<b>2 Laps</b>		1'34.164	274,1	1'32.823	274,1
RET	13	<b>87 R. GARDNER</b>	AUS	GYTR GRT Yamaha WorldSBK Team	Yamaha YZF R1		18	<b>3 Laps</b>		1'34.141	271,4	1'32.790	271,4
RET	21	<b>17 R. VICKERS</b>	GBR	Honda HRC	Honda CBR1000RR-R SP		10	<b>11 Laps</b>		1'35.105	271,4	1'34.094	270,0
RET	10	<b>14 S. LOWES</b>	GBR	ELF Marc VDS Racing Team	Ducati Panigale V4R	IND	5	<b>16 Laps</b>		1'33.614	275,5	1'32.627	272,0
RET	5	<b>34 L. BALDASSARRI</b>	ITA	Team Goeleven	Ducati Panigale V4R	IND	4	<b>17 Laps</b>		1'33.291	274,8	1'32.218	274,1

AIR	Humidity:	38%	Temp:	30°C
TRACK	Condition:	Dry	Temp:	52°C

Records	Pole [SP]	2026	N.Bulega	1'31.343	166,555 Km/h
	Race [SPRC]	2024	T.Razgatlioglu	1'32.687	164,140 Km/h
	All Times [SP]	2026	N.Bulega	1'31.343	166,555 Km/h
	Race Fastest Lap [New Record]	Lap 5	N.Bulega	1'32.552	164,379 Km/h

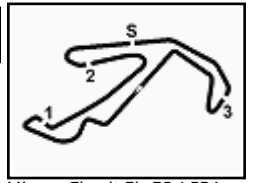
LAP LEADERS					
No. Rider	From	To	Laps	Total	
<b>11 N. BULEGA</b>	1	21	21	21	

TOTAL LEADER LAPS		
No. Rider	Laps	
<b>11 N. BULEGA</b>	303	
<b>7 I. LECUONA</b>	17	
<b>5 Y. MONTELLA</b>	3	
<b>14 S. LOWES</b>	3	

Start 13/06/2026 15:30 End 16:04 The results are provisional until the end of the time limit for protests and appeals and the completion of the technical checks. Clerk Of The Course: **Raffaele De Fabritiis** Publication Time: **16:08**

These data/results cannot be reproduced, stored and/or transmitted in whole or in part by any manner of electronic, mechanical, photocopying, recording, broadcasting or otherwise now known or herein after developed without the previous express consent by the copyright owner, except for reproduction in daily press and regular printed publications on sale to the public within 60 days of the event related to those data/results and always provided that copyright symbol appears together as follows below.

© DORNA WSBK ORGANIZATION Srl 2026



## Pirelli Emilia-Romagna Round, 12-14 June 2026 Results Race 1

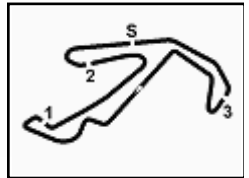
### Race Highlights

Time	No. Rider	Description
15.10.00		Sighting Lap Started
15.28.01		Warm Up Lap Started
15.30.23		Start of Session
15.31.18	<b>95 T. MACKENZIE</b>	#95 Long Lap Penalty - Irresponsible Riding - Free Practice 3
15.32.09		No Jump Starts
15.33.49	<b>67 A. SURRA</b>	#67 Lap Time Cancelled [1'33.846] - Exceeded Track Limits - Turn 10
15.34.21	<b>55 A. LOCATELLI</b>	#55 Lap Time Cancelled [1'34.918] - Exceeded Track Limits - Turn 15
15.34.52		Yellow Flag Out - Turn 14
15.34.54		Yellow Flag Out - Turn 14
15.35.00	<b>17 R. VICKERS</b>	#17 Crashed - Turn 14
15.35.13		Yellow Flag In - Turn 14
15.35.13		Riders Under Yellow Flag at Turn 14: #17
15.35.16	<b>17 R. VICKERS</b>	#17 Rejoined
15.37.06		Yellow Flag Out - Turn 5
15.37.06	<b>34 L. BALDASSARRI</b>	#34 Crashed - Turn 5
15.37.11	<b>47 A. BASSANI</b>	#47 Lap Time Cancelled [1'33.872] - Exceeded Track Limits - Turn 11
15.37.36	<b>95 T. MACKENZIE</b>	#95 Long Lap Penalty Completed
15.37.57		Yellow Flag In - Turn 5
15.37.57		Riders Under Yellow Flag at Turn 5: #35 #54 #13 #17 #34
15.38.29	<b>34 L. BALDASSARRI</b>	#34 Not Actively Competing
15.38.40		Yellow Flag Out - Turn 6
15.38.45		Double Yellow Flag Out - Turn 5
15.38.46		Yellow Flag Out - Turn 5
15.38.47		Yellow Flag In - Turn 5
15.38.48		Yellow Flag Out - Turn 5
15.38.49	<b>14 S. LOWES</b>	#14 Crashed - Turn 6
15.39.13		Yellow Flag In - Turn 5
15.39.13		Riders Under Yellow Flag at Turn 5: #17
15.39.33		Yellow Flag In - Turn 6
15.39.33		Riders Under Yellow Flag at Turn 6: #19 #46 #95 #60 #31 #35 #54 #13 #17
15.39.50	<b>14 S. LOWES</b>	#14 Not Actively Competing
15.48.19	<b>17 R. VICKERS</b>	#17 Entered Pit Lane
15.48.54	<b>17 R. VICKERS</b>	#17 Retired
15.49.59	<b>97 X. VIERGE</b>	#97 Lap Time Cancelled [1'34.376] - Exceeded Track Limits - Turn 11
15.52.35		2/3 of Race Distance Completed
15.52.49	<b>13 M. RATO</b>	#13 Lap Time Cancelled [1'37.317] - Exceeded Track Limits - Turn 1
15.53.08	<b>13 M. RATO</b>	#13 Course Cutting at Turn 1 Under Investigation
15.54.21	<b>13 M. RATO</b>	#13 Course Cutting at Turn 1 - No Further Action
15.56.00	<b>95 T. MACKENZIE</b>	#95 Lap Time Cancelled [1'34.361] - Exceeded Track Limits - Turn 11
15.56.23	<b>97 X. VIERGE</b>	#97 Lap Time Cancelled [1'34.457] - Exceeded Track Limits - Turn 11
15.59.21	<b>60 M. VAN DER MARK</b>	#60 Technical Problem - Rider is slowing down
15.59.25		Yellow Flag Out - Turn 8
15.59.33	<b>87 R. GARDNER</b>	#87 Crashed - Turn 8
15.59.41		Yellow Flag In - Turn 8
15.59.42		Riders Under Yellow Flag at Turn 8: #35 #60 #54
16.00.09	<b>87 R. GARDNER</b>	#87 Not Actively Competing
16.00.39	<b>60 M. VAN DER MARK</b>	#60 Entered Pit Lane
16.01.31	<b>60 M. VAN DER MARK</b>	#60 Retired
16.03.32		Podium Confirmed
16.04.23		Results Confirmed
16.04.34		End of Session

Start 13/06/2026 15:30 End 16:04 The results are provisional until the end of the time limit for protests and appeals and the completion of the technical checks. Clerk Of The Course: **Raffaele De Fabritiis** Publication Time: **16:08**

These data/results cannot be reproduced, stored and/or transmitted in whole or in part by any manner of electronic, mechanical, photocopying, recording, broadcasting or otherwise now known or herein after developed without the previous express consent by the copyright owner, except for reproduction in daily press and regular printed publications on sale to the public within 60 days of the event related to those data/results and always provided that copyright symbol appears together as follows below.

© DORNA WSBK ORGANIZATION Srl 2026



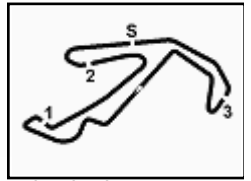
## Pirelli Emilia-Romagna Round, 12-14 June 2026 Riders Standings

Rider	Points	Points From First	Points From Previous	February 22 PHILLIP ISLAND		March 29 PORTIMAO		April 19 ASSEN		May 3 BALATON		May 17 MOST		May 31 ARAGON		June 14 MISANO		July 12 DONINGTON		September 6 MAGNY-COURS		September 27 CREMONA		October 11 ESTORIL		October 18 JEREZ		
				1	2	1	2	1	2	1	2	1	2	1	2	1	2	1	2	1	2	1	2	1	2	1	2	1
1 BULEGA Nicolo (ITA)	397			25	25	25	25	25	25	25	25	25	25	25	25	25												
2 LECUONA Iker (ESP)	284	113		10	8	20	20	20	20	20	20	20	20	20	20	20												
3 MONTELLA Yari (ITA)	147	250	137	20				5	11	13	16	16	16	9		16												
4 LOWES Alex (GBR)	143	254	4	9		13	13	11	5	10		9	9	13	13	11												
5 LOWES Sam (GBR)	142	255	1	11		11	11	16	16	7	10		4	16	16													
6 BASSANI Axel (ITA)	122	275	20	13	20	8	8	4	3			11	8	8	11	13												
7 BALDASSARRI Lorenzo (ITA)	117	280	5	16	7	5	10	8	10		13	10	13	10														
8 BAUTISTA Alvaro (ESP)	99	298	18	16	7	7	1	13	13	11	5				9	7												
9 OLIVEIRA Miguel (POR)	93	304	6	8	9	16	16	9	4	16						8												
10 GERLOFF Garrett (USA)	87	310	6	5	6	9				3	11	13	11	7	10	2												
11 SURRA Alberto (ITA)	82	315	5	7	4	1		1		8	9	7	10	2	8	10												
12 LOCATELLI Andrea (ITA)	80	317	2	3	11	4	7	10	8	9		8	7		3	9												
13 MACKENZIE Tarran (GBR)	69	328	11	4	13	2		7	6	4	8	5		6	5	5												
14 VIERGE Xavi (ESP)	60	337	9			10	2	6	9	6	4	4	5	3		4												
15 PETRUCCI Danilo (ITA)	46	351	14	6	10	6	9	7		5																		
16 BRIDEWELL Thomas (GBR)	43	354	3			3	3	2		3	6	11	7	3														
17 MANZI Stefano (ITA)	34	363	9	2		5		1	1	6	6	1	4	2	6													
18 GARDNER Remy (AUS)	30	367	4	3	3	6		2	2	7		1	2		4													
19 VAN DER MARK Michael (NED)	16	381	14									2	3	5	6													
20 NAGASHIMA Tetsuta (JPN)	7	390	9	2	5																							
21 CHANTRA Somkiat (THA)	5	392	2			1				1				1	1	1												
22 REA Jonathan (GBR)	4	393	1			4																						
23 SOFUOGLU Bahattin (TUR)	4	393	0		1					3																		
24 RATO Mattia (ITA)	2	395	2							2																		
25 VICKERS Ryan (GBR)	1	396	1	1																								

13/06/2026 First Line: Race 1 & 2 - Second Line: Tissot Superpole Race

These data/results cannot be reproduced, stored and/or transmitted in whole or in part by any manner of electronic, mechanical, photocopying, recording, broadcasting or otherwise now known or herein after developed without the previous express consent by the copyright owner, except for reproduction in daily press and regular printed publications on sale to the public within 60 days of the event related to those data/results and always provided that copyright symbol appears together as follows below.

© DORNA WSBK ORGANIZATION Srl 2026



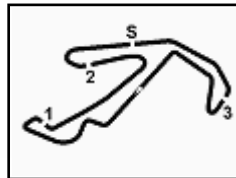
**Pirelli Emilia-Romagna Round, 12-14 June 2026**  
**Riders Standings**

Points	Points From First	Points From Previous	Independent Riders														
			February 22 <b>PHILLIP ISLAND</b>	March 29 <b>PORTIMAO</b>	April 19 <b>ASSEN</b>	May 3 <b>BALATON</b>	May 17 <b>MOST</b>	May 31 <b>ARAGON</b>	June 14 <b>MISANO</b>	July 12 <b>DONINGTON</b>	September 6 <b>MAGNY-COURS</b>	September 27 <b>CREMONA</b>	October 11 <b>ESTORIL</b>	October 18 <b>JEREZ</b>			
1	<b>MONTELLA</b> Yari (ITA)	<b>147</b>	20 6	4	5 11 2	13 16 5	16 16 7	9 1	16								
2	<b>LOWES</b> Sam (GBR)	<b>142</b> 5	11 5	11 11 5	16 16 7	7 10	4	16 16 7									
3	<b>BALDASSARRI</b> Lorenzo (ITA)	<b>117</b> 30 25	16 7 2	5 10	8 10	13 7	10 13 6	10									
4	<b>BAUTISTA</b> Alvaro (ESP)	<b>99</b> 48 18	16 3	7 1	13 13 6	11 5 6		9 2	7								
5	<b>SURRA</b> Alberto (ITA)	<b>82</b> 65 17	7 4	1	1	8 9 4	7 10 5	2 8 6	10								
6	<b>MACKENZIE</b> Tarran (GBR)	<b>69</b> 78 13	4 13	2	7 6	4 8 1	5 3	6 5 5	5								
7	<b>BRIDEWELL</b> Thomas (GBR)	<b>43</b> 104 26		3	3	2	3 6 2	11 7 3	3								
8	<b>SOFUOGLU</b> Bahattin (TUR)	<b>4</b> 143 39	1			3											
9	<b>RATO</b> Mattia (ITA)	<b>2</b> 145 2				2											

13/06/2026 First Line: Race 1 & 2 - Second Line: Tissot Superpole Race

These data/results cannot be reproduced, stored and/or transmitted in whole or in part by any manner of electronic, mechanical, photocopying, recording, broadcasting or otherwise now known or herein after developed without the previous express consent by the copyright owner, except for reproduction in daily press and regular printed publications on sale to the public within 60 days of the event related to those data/results and always provided that copyright symbol appears together as follows below.

© DORNA WSBK ORGANIZATION Srl 2026

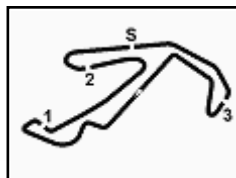


**Pirelli Emilia-Romagna Round, 12-14 June 2026**  
**Manufacturers Standings**

	Points	Points From First	Points From Previous	February 22 PHILLIP ISLAND	March 29 PORTIMAO	April 19 ASSEN	May 3 BALATON	May 17 MOST	May 31 ARAGON	June 14 MISANO	July 12 DONINGTON	September 6 MAGNY-COURS	September 27 CREMONA	October 11 ESTORIL	October 18 JEREZ			
1	<b>DUCATI</b>	<b>397</b>		25 25 12 12	25 25 12 12	25 25 12 12	25 25 12 12	25 25 12 12	25 25 12 12	25								
2	<b>BIMOTA</b>	<b>173</b>	224	13 20 9	13 13 6	11 5 5	10 3	11 9 1	13 13 5	13								
3	<b>BMW</b>	<b>116</b>	281 57	8 10	16 16 7	9 7 3	16	2 3	5 6	8								
4	<b>YAMAHA</b>	<b>105</b>	292 11	3 11	10 7 3	10 9 4	9 7	8 7	4 4	9								
5	<b>KAWASAKI</b>	<b>87</b>	310 18	5 6 4	9		3 11 2	13 11 4	7 10	2								
6	<b>HONDA</b>	<b>15</b>	382 72	2 5	4		1		1 1	1								

13/06/2026 First Line: Race 1 & 2 - Second Line: Tissot Superpole Race  
These data/results cannot be reproduced, stored and/or transmitted in whole or in part by any manner of electronic, mechanical, photocopying, recording, broadcasting or otherwise now known or herein after developed without the previous express consent by the copyright owner, except for reproduction in daily press and regular printed publications on sale to the public within 60 days of the event related to those data/results and always provided that copyright symbol appears together as follows below.  
© DORNA WSBK ORGANIZATION Srl 2026





### Pirelli Emilia-Romagna Round, 12-14 June 2026

### Teams Standings

Misano Circuit Sic 58 4.226 m

1 / 4

		February 22 PHILLIP ISLAND	March 29 PORTIMAO	April 19 ASSEN	May 3 BALATON	May 17 MOST	May 31 ARAGON	June 14 MISANO	July 12 DONINGTON	September 6 MAGNY-COURS	September 27 CREMONA	October 11 ESTORIL	October 18 JEREZ					
<b>1</b>	<b>Aruba.it Racing - Ducati</b>	<b>681</b>																
	BULEGA Nicolo	397	25 25 12	25 25 12	25 25 12	25 25 12	25 25 12	25										
	LECUONA Iker	284	10 8 1	20 20 9	20 20 9	20 20 9	20 20 9	20										
<b>2</b>	<b>bimota by Kawasaki Racing Team</b>	<b>265 [-416]</b>																
	LOWES Alex	143	9 7	13 13 6	11 5 5	10 3	9 9 1	13 13 5	11									
	BASSANI Axel	122	13 20 9	8 8 2	4 3		11 8	8 11 4	13									
<b>3</b>	<b>Barni Spark Racing Team</b>	<b>246 [-435]</b>																
	MONTELLA Yari	147	20 6	4	5 11 2	13 16 5	16 16 7	9 1	16									
	BAUTISTA Alvaro	99	16 3	7 1	13 13 6	11 5 6		9 2	7									
<b>4</b>	<b>ROKiT BMW Motorrad WorldSBK Team</b>	<b>155 [-526]</b>																
	OLIVEIRA Miguel	93	8 9	16 16 7	9 4	16			8									
	PETRUCCI Danilo	46	6 10	6 9	7 3	5												
	VAN DER MARK Michael	16					2 3	5 6										
<b>5</b>	<b>ELF Marc VDS Racing Team</b>	<b>142 [-539]</b>																
	LOWES Sam	142	11 5	11 5	16 16 7	7 10	4	16 16 7										
<b>6</b>	<b>Pata Maxus Yamaha</b>	<b>140 [-541]</b>																
	LOCATELLI Andrea	80	3 11	4 7	10 8 1	9	8 7	3 9										
	VIERGE Xavi	60		10 2 3	6 9 4	6 4	4 5	3 4										
<b>7</b>	<b>Team Goeleven</b>	<b>117 [-564]</b>																
	BALDASSARRI Lorenzo	117	16 7 2	5 10	8 10	13 7	10 13 6	10										
<b>8</b>	<b>Kawasaki WorldSBK Team</b>	<b>87 [-594]</b>																
	GERLOFF Garrett	87	5 6 4	9		3 11 2	13 11 4	7 10	2									
<b>9</b>	<b>Motocorsa Racing</b>	<b>82 [-599]</b>																
	SURRA Alberto	82	7 4	1	1	8 9 4	7 10 5	2 8 6	10									
<b>10</b>	<b>MGM Optical Express Racing</b>	<b>69 [-612]</b>																
	MACKENZIE Tarran	69	4 13	2	7 6	4 8 1	5 3	6 5	5									
<b>11</b>	<b>GYTR GRT Yamaha WorldSBK Team</b>	<b>64 [-617]</b>																
	MANZI Stefano	34	2	5	1	1 6	6 1	4 2	6									
	GARDNER Remy	30	3	3 6	2 2	7	1 2	4										
<b>12</b>	<b>Superbike Advocates</b>	<b>43 [-638]</b>																
	BRIDEWELL Thomas	43		3 3	2	3 6 2	11 7 3	3										

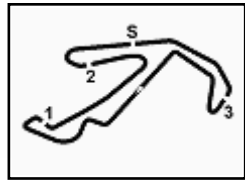
13/06/2026

These data/results cannot be reproduced, stored and/or transmitted in whole or in part by any manner of electronic, mechanical, photocopying, recording, broadcasting or otherwise now known or herein after developed without the previous express consent by the copyright owner, except for reproduction in daily press and regular printed publications on sale to the public within 60 days of the event related to those data/results and always provided that copyright symbol appears together as follows below.

© DORNA WSBK ORGANIZATION Srl 2026

FICR PERUGIA TIMING

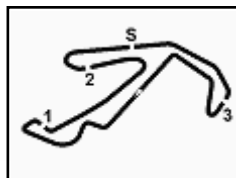




**Pirelli Emilia-Romagna Round, 12-14 June 2026**  
**Teams Standings**

	February 22 PHILLIP ISLAND	March 29 PORTIMAO	April 19 ASSEN	May 3 BALATON	May 17 MOST	May 31 ARAGON	June 14 MISANO	July 12 DONINGTON	September 6 MAGNY-COURS	September 27 CREMONA	October 11 ESTORIL	October 18 JEREZ		
<b>13 Honda HRC</b>	<b>17 [-664]</b>													
NAGASHIMA Tetsuta	7	2 5												
CHANTRA Somkiat	5		1		1		1 1	1						
REA Jonathan	4		4											
VICKERS Ryan	1	1												
<b>14 Motoxracing WorldSBK Team</b>	<b>6 [-675]</b>													
SOFUOGLU Bahattin	4	1			3									
RATO Mattia	2				2									

13/06/2026  
These data/results cannot be reproduced, stored and/or transmitted in whole or in part by any manner of electronic, mechanical, photocopying, recording, broadcasting or otherwise now known or herein after developed without the previous express consent by the copyright owner, except for reproduction in daily press and regular printed publications on sale to the public within 60 days of the event related to those data/results and always provided that copyright symbol appears together as follows below.  
© DORNA WSBK ORGANIZATION Srl 2026


**Pirelli Emilia-Romagna Round, 12-14 June 2026**  
**Teams Standings**

	February 22 PHILLIP ISLAND	March 29 PORTIMAO	April 19 ASSEN	May 3 BALATON	May 17 MOST	May 31 ARAGON	June 14 MISANO	July 12 DONINGTON	September 6 MAGNY-COURS	September 27 CREMONA	October 11 ESTORIL	October 18 JEREZ			
<b>Referent Teams</b>															
<b>1 Aruba.it Racing - Ducati</b>	<b>681</b>														
BULEGA Nicolo	397	25 12	25 12	25 12	25 12	25 12	25 12	25 12	25						
LECUONA Iker	284	10 1	8 1	20 9	20 9	20 9	20 9	20 9	20						
<b>2 bimota by Kawasaki Racing Team</b>	<b>265 [-416]</b>														
LOWES Alex	143	9 7	13 6	13 6	11 5	5 10	3	9 1	9 13	13 5	11				
BASSANI Axel	122	13 9	20 2	8 2	8 4	3		11 8	8 4	11 4	13				
<b>3 ROKiT BMW Motorrad WorldSBK Team</b>	<b>155 [-526]</b>														
OLIVEIRA Miguel	93	8 9	16 7	16 7	9 4	4 16					8				
PETRUCCI Danilo	46	6 10	6 9	6 9	7 3	5									
VAN DER MARK Michael	16							2 3	5 6						
<b>4 Pata Maxus Yamaha</b>	<b>140 [-541]</b>														
LOCATELLI Andrea	80	3 11	4 7	4 7	10 8	1 9	8 7	3 9							
VIERGE Xavi	60		10 3	2 3	6 4	9 4	6 4	4 5	3	4					
<b>5 Kawasaki WorldSBK Team</b>	<b>87 [-594]</b>														
GERLOFF Garrett	87	5 4	6 9	9			3 2	11 11	13 4	11 7	10 2				
<b>6 GYTR GRT Yamaha WorldSBK Team</b>	<b>64 [-617]</b>														
MANZI Stefano	34		2 5		1 1	6 6	1 1	4 4	2 2	6					
GARDNER Remy	30		3 6	3 6	2 2		7	1 2		4					
<b>7 Honda HRC</b>	<b>17 [-664]</b>														
NAGASHIMA Tetsuta	7	2 5													
CHANTRA Somkiat	5			1			1		1 1	1					
REA Jonathan	4			4											
VICKERS Ryan	1	1													

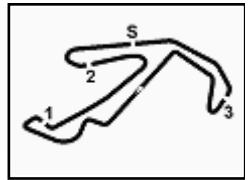
13/06/2026

These data/results cannot be reproduced, stored and/or transmitted in whole or in part by any manner of electronic, mechanical, photocopying, recording, broadcasting or otherwise now known or herein after developed without the previous express consent by the copyright owner, except for reproduction in daily press and regular printed publications on sale to the public within 60 days of the event related to those data/results and always provided that copyright symbol appears together as follows below.

© DORNA WSBK ORGANIZATION Srl 2026

FICR PERUGIA TIMING





**Pirelli Emilia-Romagna Round, 12-14 June 2026**  
**Teams Standings**

	February 22 PHILLIP ISLAND	March 29 PORTIMAO	April 19 ASSEN	May 3 BALATON	May 17 MOST	May 31 ARAGON	June 14 MISANO	July 12 DONINGTON	September 6 MAGNY-COURS	September 27 CREMONA	October 11 ESTORIL	October 18 JEREZ		
--	-------------------------------	----------------------	-------------------	------------------	----------------	------------------	-------------------	----------------------	----------------------------	-------------------------	-----------------------	---------------------	--	--

**Independent Teams**

<b>1 Barni Spark Racing Team</b>															<b>246</b>	
MONTELLA Vari	147	20 6	4	5 11 2	13 16 5	16 16 7	9 1	16								
BAUTISTA Alvaro	99	16 3	7 1	13 13 6	11 5 6		9 2	7								
<b>2 ELF Marc VDS Racing Team</b>															<b>142 [-104]</b>	
LOWES Sam	142	11 5	11 11 5	16 16 7	7 10	4	16 16 7									
<b>3 Team Goeleven</b>															<b>117 [-129]</b>	
BALDASSARRI Lorenzo	117	16 7 2	5 10	8 10	13 10 13 6	10										
<b>4 Motocorsa Racing</b>															<b>82 [-164]</b>	
SURRA Alberto	82	7 4	1	1	8 9 4	7 10 5	2 8 6	10								
<b>5 MGM Optical Express Racing</b>															<b>69 [-177]</b>	
MACKENZIE Tarran	69	4 13	2	7 6	4 8 1	5 3	6 5	5								
<b>6 Motoxracing WorldSBK Team</b>															<b>6 [-240]</b>	
SOFUOGLU Bahattin	4	1			3											
RATO Mattia	2				2											

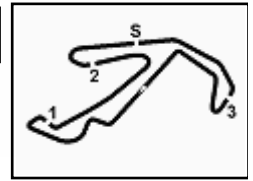
13/06/2026

These data/results cannot be reproduced, stored and/or transmitted in whole or in part by any manner of electronic, mechanical, photocopying, recording, broadcasting or otherwise now known or herein after developed without the previous express consent by the copyright owner, except for reproduction in daily press and regular printed publications on sale to the public within 60 days of the event related to those data/results and always provided that copyright symbol appears together as follows below.

© DORNA WSBK ORGANIZATION Srl 2026

FICR PERUGIA TIMING





**Pirelli Emilia-Romagna Round, 12-14 June 2026**  
**Pirelli Best Lap Award**

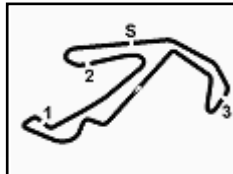
	Points	Points From First	Points From Previous	February 22 <b>PHILLIP ISLAND</b>	March 29 <b>PORTIMAO</b>	April 19 <b>ASSEN</b>	May 3 <b>BALATON</b>	May 17 <b>MOST</b>	May 31 <b>ARAGON</b>	June 14 <b>MISANO</b>	July 12 <b>DONINGTON</b>	September 6 <b>MAGNY-COURS</b>	September 27 <b>CREMONA</b>	October 11 <b>ESTORIL</b>	October 18 <b>JEREZ</b>			
<b>1 BULEGA</b> Nicolo (ITA)	<b>11</b>			1 1	1	1 1	1 1	1	1 1	1								
<b>2 LECUONA</b> Iker (ESP)	<b>2</b>	9			1			1										

13/06/2026

First Line: Race 1 & 2

These data/results cannot be reproduced, stored and/or transmitted in whole or in part by any manner of electronic, mechanical, photocopying, recording, broadcasting or otherwise now known or herein after developed without the previous express consent by the copyright owner, except for reproduction in daily press and regular printed publications on sale to the public within 60 days of the event related to those data/results and always provided that copyright symbol appears together as follows below.

© DORNA WSBK ORGANIZATION Srl 2026



## Pirelli Emilia-Romagna Round, 12-14 June 2026

### Best Finish Award Race 1

Misano Circuit Sic 58 4.226 m

1 / 2

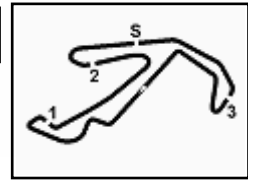
	Points	Points From First	Points From Previous	February 22 <b>PHILLIP ISLAND</b>	March 29 <b>PORTIMAO</b>	April 19 <b>ASSEN</b>	May 3 <b>BALATON</b>	May 17 <b>MOST</b>	May 31 <b>ARAGON</b>	June 14 <b>MISANO</b>	July 12 <b>DONINGTON</b>	September 6 <b>MAGNY-COURS</b>	September 27 <b>CREMONA</b>	October 11 <b>ESTORIL</b>	October 18 <b>JEREZ</b>			
1 <b>MANZI</b> Stefano [ITA]	<b>44</b>			4 14	6 11	1 5 19 15	4 7 15 10		7 5 12 14	5 10								
2 <b>OLIVEIRA</b> Miguel [POR]	<b>39</b>	5		<u>13</u> <u>14</u> 8 7	1 3	6 1 7 12	1 3			3 8								
3 <b>LOCATELLI</b> Andrea [ITA]	<b>34</b>	10	5	2 10 13 5	2 5 12 9	2 1 6 8		5 6 8 9		1 7								
4 <b>MACKENZIE</b> Tarran [GBR]	<b>32</b>	12	2	9 4	1 14	5 4 9 10	1 8	1 11	5 5 10 11	1 11								
5 <b>GERLOFF</b> Garrett [USA]	<b>29</b>	15	3		6 7		3 5	2 1 4 5	2 7 9 6	8 14								
6 <b>CHANTRA</b> Somkiat [THA]	<b>28</b>	16	1		1 4 18 15		2 4 19 15	4 1 17 18	5 3 15 15	4 15								
7 <b>SOFUOGLU</b> Bahattin [TUR]	<b>25</b>	19	3	3 4 16 15	1 20		2 5 18 13		2 4 18 16	4 16								
8 <b>BAUTISTA</b> Alvaro [ESP]	<b>22</b>	22	3	4 3	2 9	3 4	4 5		1 7	8 9								
9 <b>BASSANI</b> Axel [ITA]	<b>22</b>	22	0	1 4	2 8	5 4 12 13		2 3 5 8	1 1 8 5	3 4								
10 <b>LOWES</b> Alex [GBR]	<b>18</b>	26	4		3 4	1 5	4 6	7 2 7 7	1 4									
11 <b>LECUONA</b> Iker [ESP]	<b>16</b>	28	2	7 1 6 8		1 2	6 2	1 2										
12 <b>BALDASSARRI</b> Lorenzo [ITA]	<b>15</b>	29	1	4 3	4 6	1 4 8 6		2 6										
13 <b>GARDNER</b> Remy [AUS]	<b>15</b>	29	0	1 13	2 10		1 3 16 9	2 3 15 14	3 12									
14 <b>RATO</b> Mattia [ITA]	<b>14</b>	30	1	3 17	1 21		2 14	1 17	2 4 19 17	1 17								
15 <b>VIERGE</b> Xavi [ESP]	<b>13</b>	31	1				6 3 10 12	2 11		2 12								
16 <b>BRIDEWELL</b> Thomas [GBR]	<b>12</b>	32	1		7 13		1 14	2 13	2 5									
17 <b>PETRUCCI</b> Danilo [ITA]	<b>10</b>	34	2	4 6	4 7		2 11											
18 <b>SURRA</b> Alberto [ITA]	<b>9</b>	35	1	1 9	1 15				7 14									
19 <b>NAGASHIMA</b> Tetsuta [JPN]	<b>9</b>	35	0	3 6 14 11														
20 <b>VAN DER MARK</b> Michael [NED]	<b>8</b>	36	1					6 1 14 13	1 10									
21 <b>MONTELLA</b> Yari [ITA]	<b>8</b>	36	0			1 3 11 5	2 3		1 7	1 3								
22 <b>REA</b> Jonathan [GBR]	<b>7</b>	37	1		6 12	1 17												
23 <b>KUNII</b> Yuki [JPN]	<b>6</b>	38	1				1 4 21 16	1 19										
24 <b>LOWES</b> Sam [GBR]	<b>5</b>	39	1				5 6											
25 <b>SMITS</b> Twan [NED]	<b>1</b>	43	4			1 21												

13/06/2026

First Line: Gained Positions - Second Line: Race Position - Underline: Best Finisher

These data/results cannot be reproduced, stored and/or transmitted in whole or in part by any manner of electronic, mechanical, photocopying, recording, broadcasting or otherwise now known or herein after developed without the previous express consent by the copyright owner, except for reproduction in daily press and regular printed publications on sale to the public within 60 days of the event related to those data/results and always provided that copyright symbol appears together as follows below.

© DORNA WSBK ORGANIZATION Srl 2026



**Pirelli Emilia-Romagna Round, 12-14 June 2026**  
**Best Finish Award Race 1**

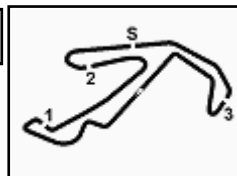
	Points	Points From First	Points From Previous	February 22 <b>PHILLIP ISLAND</b>	March 29 <b>PORTIMAO</b>	April 19 <b>ASSEN</b>	May 3 <b>BALATON</b>	May 17 <b>MOST</b>	May 31 <b>ARAGON</b>	June 14 <b>MISANO</b>	July 12 <b>DONINGTON</b>	September 6 <b>MAGNY-COURS</b>	September 27 <b>CREMONA</b>	October 11 <b>ESTORIL</b>	October 18 <b>JEREZ</b>			
26 <b>VICKERS</b> Ryan (GBR)	<b>1</b>	43	0	<b>1</b> 15														

13/06/2026

First Line: Gained Positions - Second Line: Race Position - Underline: Best Finisher

These data/results cannot be reproduced, stored and/or transmitted in whole or in part by any manner of electronic, mechanical, photocopying, recording, broadcasting or otherwise now known or herein after developed without the previous express consent by the copyright owner, except for reproduction in daily press and regular printed publications on sale to the public within 60 days of the event related to those data/results and always provided that copyright symbol appears together as follows below.

© DORNA WSBK ORGANIZATION Srl 2026



## Pirelli Emilia-Romagna Round, 12-14 June 2026

### Best Sectors & Speed Race 1

Misano Circuit Sic 58 4.226 m

#### RESULTS

1	<b>11</b> N. BULEGA	Ducati Panigale V4R	Laps 21
2	<b>7</b> I. LECUONA	Ducati Panigale V4R	6.117
3	<b>5</b> Y. MONTELLA	Ducati Panigale V4R	13.823
4	<b>47</b> A. BASSANI	bimota KB998 Rimini	17.626
5	<b>22</b> A. LOWES	bimota KB998 Rimini	20.746
6	<b>67</b> A. SURRA	Ducati Panigale V4R	24.702
7	<b>55</b> A. LOCATELLI	Yamaha YZF R1	26.442
8	<b>88</b> M. OLIVEIRA	BMW M 1000 RR	27.847
9	<b>19</b> A. BAUTISTA	Ducati Panigale V4R	29.285
10	<b>62</b> S. MANZI	Yamaha YZF R1	30.448
11	<b>95</b> T. MACKENZIE	Ducati Panigale V4R	30.882
12	<b>97</b> X. VIERGE	Yamaha YZF R1	33.185
13	<b>46</b> T. BRIDEWELL	Ducati Panigale V4R	36.540
14	<b>31</b> G. GERLOFF	Kawasaki ZX-10RR	36.602
15	<b>35</b> S. CHANTRA	Honda CBR1000RR-R SP	44.842
16	<b>54</b> B. SOFUOGLU	Yamaha YZF R1	49.544
17	<b>13</b> M. RATO	Yamaha YZF R1	1'11.157
RET	<b>60</b> M. VAN DER MARK	BMW M 1000 RR	2 Laps
RET	<b>87</b> R. GARDNER	Yamaha YZF R1	3 Laps
RET	<b>17</b> R. VICKERS	Honda CBR1000RR-R SP	11 Laps
RET	<b>14</b> S. LOWES	Ducati Panigale V4R	16 Laps
RET	<b>34</b> L. BALDASSARRI	Ducati Panigale V4R	17 Laps

#### SPEED

1	<b>19</b> A. BAUTISTA	Ducati Panigale V4R	279,1
2	<b>88</b> M. OLIVEIRA	BMW M 1000 RR	278,4
3	<b>31</b> G. GERLOFF	Kawasaki ZX-10RR	276,2
4	<b>14</b> S. LOWES	Ducati Panigale V4R	275,5
5	<b>95</b> T. MACKENZIE	Ducati Panigale V4R	275,5
6	<b>34</b> L. BALDASSARRI	Ducati Panigale V4R	274,8
7	<b>46</b> T. BRIDEWELL	Ducati Panigale V4R	274,8
8	<b>47</b> A. BASSANI	bimota KB998 Rimini	274,8
9	<b>60</b> M. VAN DER MARK	BMW M 1000 RR	274,1
10	<b>7</b> I. LECUONA	Ducati Panigale V4R	274,1
11	<b>97</b> X. VIERGE	Yamaha YZF R1	273,4
12	<b>67</b> A. SURRA	Ducati Panigale V4R	272,7
13	<b>55</b> A. LOCATELLI	Yamaha YZF R1	272,0
14	<b>22</b> A. LOWES	bimota KB998 Rimini	272,0
15	<b>5</b> Y. MONTELLA	Ducati Panigale V4R	271,4
16	<b>87</b> R. GARDNER	Yamaha YZF R1	271,4
17	<b>35</b> S. CHANTRA	Honda CBR1000RR-R SP	271,4
18	<b>17</b> R. VICKERS	Honda CBR1000RR-R SP	271,4
19	<b>11</b> N. BULEGA	Ducati Panigale V4R	271,4
20	<b>62</b> S. MANZI	Yamaha YZF R1	270,0
21	<b>54</b> B. SOFUOGLU	Yamaha YZF R1	269,3
22	<b>13</b> M. RATO	Yamaha YZF R1	268,7

#### SEG. 1

1	<b>11</b> N. BULEGA	25.787
2	<b>7</b> I. LECUONA	25.875
3	<b>5</b> Y. MONTELLA	26.047
4	<b>34</b> L. BALDASSARRI	26.057
5	<b>47</b> A. BASSANI	26.077
6	<b>22</b> A. LOWES	26.109
7	<b>60</b> M. VAN DER MARK	26.145
8	<b>55</b> A. LOCATELLI	26.149
9	<b>67</b> A. SURRA	26.159
10	<b>62</b> S. MANZI	26.182
11	<b>87</b> R. GARDNER	26.207
12	<b>14</b> S. LOWES	26.210
13	<b>88</b> M. OLIVEIRA	26.230
14	<b>97</b> X. VIERGE	26.258
15	<b>19</b> A. BAUTISTA	26.280
16	<b>95</b> T. MACKENZIE	26.283
17	<b>35</b> S. CHANTRA	26.316
18	<b>17</b> R. VICKERS	26.340
19	<b>13</b> M. RATO	26.374
20	<b>46</b> T. BRIDEWELL	26.378
21	<b>54</b> B. SOFUOGLU	26.388
22	<b>31</b> G. GERLOFF	26.412

#### SEG. 2

1	<b>11</b> N. BULEGA	20.724
2	<b>7</b> I. LECUONA	20.847
3	<b>47</b> A. BASSANI	20.918
4	<b>88</b> M. OLIVEIRA	20.972
5	<b>22</b> A. LOWES	20.990
6	<b>34</b> L. BALDASSARRI	20.994
7	<b>5</b> Y. MONTELLA	20.998
8	<b>14</b> S. LOWES	21.017
9	<b>95</b> T. MACKENZIE	21.026
10	<b>67</b> A. SURRA	21.060
11	<b>19</b> A. BAUTISTA	21.092
12	<b>31</b> G. GERLOFF	21.104
13	<b>62</b> S. MANZI	21.111
14	<b>55</b> A. LOCATELLI	21.140
15	<b>87</b> R. GARDNER	21.152
16	<b>97</b> X. VIERGE	21.181
17	<b>60</b> M. VAN DER MARK	21.186
18	<b>46</b> T. BRIDEWELL	21.254
19	<b>35</b> S. CHANTRA	21.261
20	<b>17</b> R. VICKERS	21.289
21	<b>54</b> B. SOFUOGLU	21.354
22	<b>13</b> M. RATO	21.478

#### SEG. 3

1	<b>11</b> N. BULEGA	25.124
2	<b>5</b> Y. MONTELLA	25.155
3	<b>7</b> I. LECUONA	25.225
4	<b>14</b> S. LOWES	25.247
5	<b>34</b> L. BALDASSARRI	25.303
6	<b>47</b> A. BASSANI	25.398
7	<b>19</b> A. BAUTISTA	25.402
8	<b>22</b> A. LOWES	25.430
9	<b>95</b> T. MACKENZIE	25.468
10	<b>46</b> T. BRIDEWELL	25.471
11	<b>67</b> A. SURRA	25.494
12	<b>87</b> R. GARDNER	25.518
13	<b>97</b> X. VIERGE	25.520
14	<b>60</b> M. VAN DER MARK	25.541
15	<b>31</b> G. GERLOFF	25.559
16	<b>55</b> A. LOCATELLI	25.564
17	<b>62</b> S. MANZI	25.580
18	<b>88</b> M. OLIVEIRA	25.586
19	<b>35</b> S. CHANTRA	25.615
20	<b>54</b> B. SOFUOGLU	25.662
21	<b>13</b> M. RATO	25.729
22	<b>17</b> R. VICKERS	25.811

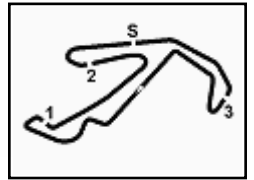
#### SEG. 4

1	<b>11</b> N. BULEGA	20.705
2	<b>7</b> I. LECUONA	20.761
3	<b>14</b> S. LOWES	20.778
4	<b>34</b> L. BALDASSARRI	20.812
5	<b>88</b> M. OLIVEIRA	20.826
6	<b>22</b> A. LOWES	20.839
7	<b>47</b> A. BASSANI	20.865
8	<b>5</b> Y. MONTELLA	20.900
9	<b>67</b> A. SURRA	20.901
10	<b>19</b> A. BAUTISTA	20.987
11	<b>95</b> T. MACKENZIE	20.988
12	<b>55</b> A. LOCATELLI	21.003
13	<b>97</b> X. VIERGE	21.012
14	<b>46</b> T. BRIDEWELL	21.028
15	<b>62</b> S. MANZI	21.049
16	<b>31</b> G. GERLOFF	21.070
17	<b>60</b> M. VAN DER MARK	21.089
18	<b>87</b> R. GARDNER	21.104
19	<b>35</b> S. CHANTRA	21.107
20	<b>17</b> R. VICKERS	21.218
21	<b>54</b> B. SOFUOGLU	21.226
22	<b>13</b> M. RATO	21.352

13/06/2026

These data/results cannot be reproduced, stored and/or transmitted in whole or in part by any manner of electronic, mechanical, photocopying, recording, broadcasting or otherwise now known or herein after developed without the previous express consent by the copyright owner, except for reproduction in daily press and regular printed publications on sale to the public within 60 days of the event related to those data/results and always provided that copyright symbol appears together as follows below.

© DORNA WSBK ORGANIZATION Srl 2026



Misano Circuit Sic 58 4.226 m

1 / 4

## Pirelli Emilia-Romagna Round, 12-14 June 2026 Lap Chart Race 1

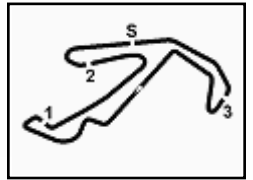
		Lap																				
		1	2	3	4	5	6	7	8	9	10	11	12	13	14	15	16	17	18	19	20	21
1	11	11	11	11	11	11	11	11	11	11	11	11	11	11	11	11	11	11	11	11	11	11
2	7	7	7	7	7	7	7	7	7	7	7	7	7	7	7	7	7	7	7	7	7	7
3	5	5	5	5	5	5	5	5	5	5	5	5	5	5	5	5	5	5	5	5	5	5
4	34	34	34	34	22	22	47	47	47	47	47	47	47	47	47	47	47	47	47	47	47	47
5	22	22	22	22	47	47	22	22	22	22	22	22	22	22	22	22	22	22	22	22	22	22
6	47	47	47	47	14	67	67	67	67	67	67	67	67	67	67	67	67	67	67	67	67	67
7	67	67	14	14	67	55	55	55	55	55	55	55	55	55	55	55	55	55	55	55	55	55
8	14	14	67	67	88	88	88	88	88	88	88	88	88	88	88	88	88	88	88	88	88	88
9	55	88	88	88	55	62	62	62	62	62	62	62	62	62	62	62	62	62	19	19	19	19
10	88	55	55	55	62	87	87	87	87	87	87	87	87	19	19	19	19	19	19	62	62	62
11	95	95	95	62	87	97	97	97	97	97	19	19	19	19	87	87	87	87	87	95	95	95
12	87	87	87	87	97	19	19	19	19	95	95	95	95	95	95	95	95	95	95	97	97	97
13	97	62	62	97	19	46	95	95	95	97	97	97	97	97	97	97	97	97	97	46	46	46
14	62	97	97	19	46	95	46	46	46	46	46	46	46	46	46	46	46	46	46	31	31	31
15	19	19	19	46	95	60	60	60	60	60	60	60	60	60	60	60	60	60	60	35	35	35
16	46	46	46	60	60	31	31	31	31	31	31	31	31	31	31	31	31	31	31	54	54	54
17	60	60	60	95	31	35	35	35	35	35	35	35	35	35	35	35	35	35	35	60	13	13
18	31	31	31	31	35	54	54	54	54	54	54	54	54	54	54	54	54	54	54	13		
19	13	54	54	35	54	13	13	13	13	13	13	13	13	13	13	13	13	13	13			
20	54	35	35	54	13	17	17	17	17	17												
21	35	17	13	13	17																	
22	17	13	17	17																		

Final Result		
1	<b>11</b> N. BULEGA	Laps 21
2	<b>7</b> I. LECUONA	6.117
3	<b>5</b> Y. MONTELLA	13.823
4	<b>47</b> A. BASSANI	17.626
5	<b>22</b> A. LOWES	20.746
6	<b>67</b> A. SURRA	24.702
7	<b>55</b> A. LOCATELLI	26.442
8	<b>88</b> M. OLIVEIRA	27.847
9	<b>19</b> A. BAUTISTA	29.285
10	<b>62</b> S. MANZI	30.448
11	<b>95</b> T. MACKENZIE	30.882
12	<b>97</b> X. VIERGE	33.185
13	<b>46</b> T. BRIDWELL	36.540
14	<b>31</b> G. GERLOFF	36.602
15	<b>35</b> S. CHANTRA	44.842
16	<b>54</b> B. SOFUOGLU	49.544
17	<b>13</b> M. RATO	1'11.157
RET	<b>60</b> M. VAN DER MARK	2 Laps
RET	<b>87</b> R. GARDNER	3 Laps
RET	<b>17</b> R. VICKERS	11 Laps
RET	<b>14</b> S. LOWES	16 Laps
RET	<b>34</b> L. BALDASSARRI	17 Laps

13/06/2026

These data/results cannot be reproduced, stored and/or transmitted in whole or in part by any manner of electronic, mechanical, photocopying, recording, broadcasting or otherwise now known or herein after developed without the previous express consent by the copyright owner, except for reproduction in daily press and regular printed publications on sale to the public within 60 days of the event related to those data/results and always provided that copyright symbol appears together as follows below.

© DORNA WSBK ORGANIZATION Srl 2026



## Pirelli Emilia-Romagna Round, 12-14 June 2026

### Lap Chart Race 1

2 / 4

Lap 1		
1	<b>11</b> N.Bulega	1'37.920
2	<b>7</b> I.Lecuona	0.164
3	<b>5</b> Y.Montella	0.658
4	<b>34</b> L.Baldassarri	1.088
5	<b>22</b> A.Lowes	1.475
6	<b>47</b> A.Bassani	1.878
7	<b>67</b> A.Surra	1.918
8	<b>14</b> S.Lowes	2.212
9	<b>55</b> A.Locatelli	2.221
10	<b>88</b> M.Oliveira	2.439
11	<b>95</b> T.Mackenzie	2.709
12	<b>87</b> R.Gardner	3.124
13	<b>97</b> X.Vierge	3.284
14	<b>62</b> S.Manzi	3.499
15	<b>19</b> A.Bautista	3.868
16	<b>46</b> T.Bridewell	4.063
17	<b>60</b> M.van der Mark	4.378
18	<b>31</b> G.Gerloff	4.514
19	<b>13</b> M.Rato	4.948
20	<b>54</b> B.Sofuoglu	5.375
21	<b>35</b> S.Chantra	5.663
22	<b>17</b> R.Vickers	5.819

Lap 4		
1	<b>11</b> N.Bulega	6'15.849
2	<b>7</b> I.Lecuona	0.818
3	<b>5</b> Y.Montella	2.748
4	<b>34</b> L.Baldassarri	3.347
5	<b>22</b> A.Lowes	4.367
6	<b>47</b> A.Bassani	4.620
7	<b>14</b> S.Lowes	5.536
8	<b>67</b> A.Surra	5.855
9	<b>88</b> M.Oliveira	6.853
10	<b>55</b> A.Locatelli	7.505
11	<b>62</b> S.Manzi	8.657
12	<b>87</b> R.Gardner	8.898
13	<b>97</b> X.Vierge	9.148
14	<b>19</b> A.Bautista	9.514
15	<b>46</b> T.Bridewell	9.836
16	<b>60</b> M.van der Mark	10.755
17	<b>95</b> T.Mackenzie	10.847
18	<b>31</b> G.Gerloff	11.191
19	<b>35</b> S.Chantra	12.973
20	<b>54</b> B.Sofuoglu	13.115
21	<b>13</b> M.Rato	15.663
22	<b>17</b> R.Vickers	38.208

3	<b>5</b> Y.Montella	4.848
4	<b>47</b> A.Bassani	7.981
5	<b>22</b> A.Lowes	8.254
6	<b>67</b> A.Surra	9.986
7	<b>55</b> A.Locatelli	12.263
8	<b>88</b> M.Oliveira	13.961
9	<b>62</b> S.Manzi	14.235
10	<b>87</b> R.Gardner	14.519
11	<b>97</b> X.Vierge	14.774
12	<b>19</b> A.Bautista	15.054
13	<b>95</b> T.Mackenzie	15.398
14	<b>46</b> T.Bridewell	15.626
15	<b>60</b> M.van der Mark	17.280
16	<b>31</b> G.Gerloff	17.489
17	<b>35</b> S.Chantra	19.346
18	<b>54</b> B.Sofuoglu	19.947
19	<b>13</b> M.Rato	24.994
20	<b>17</b> R.Vickers	46.065

10	<b>87</b> R.Gardner	18.519
11	<b>19</b> A.Bautista	19.263
12	<b>95</b> T.Mackenzie	19.504
13	<b>97</b> X.Vierge	19.693
14	<b>46</b> T.Bridewell	19.842
15	<b>60</b> M.van der Mark	21.637
16	<b>31</b> G.Gerloff	22.479
17	<b>35</b> S.Chantra	24.202
18	<b>54</b> B.Sofuoglu	26.152
19	<b>13</b> M.Rato	34.349
20	<b>17</b> R.Vickers	52.705

Lap 2		
1	<b>11</b> N.Bulega	3'10.595
2	<b>7</b> I.Lecuona	0.364
3	<b>5</b> Y.Montella	1.454
4	<b>34</b> L.Baldassarri	1.722
5	<b>22</b> A.Lowes	2.436
6	<b>47</b> A.Bassani	2.684
7	<b>67</b> A.Surra	3.089
8	<b>14</b> S.Lowes	3.203
9	<b>88</b> M.Oliveira	4.146
10	<b>55</b> A.Locatelli	4.464
11	<b>95</b> T.Mackenzie	4.731
12	<b>87</b> R.Gardner	4.966
13	<b>62</b> S.Manzi	5.251
14	<b>97</b> X.Vierge	5.718
15	<b>19</b> A.Bautista	6.086
16	<b>46</b> T.Bridewell	6.242
17	<b>60</b> M.van der Mark	6.793
18	<b>31</b> G.Gerloff	6.850
19	<b>54</b> B.Sofuoglu	7.774
20	<b>35</b> S.Chantra	8.067
21	<b>17</b> R.Vickers	8.293
22	<b>13</b> M.Rato	10.143

Lap 5		
1	<b>11</b> N.Bulega	7'48.401
2	<b>7</b> I.Lecuona	1.145
3	<b>5</b> Y.Montella	3.515
4	<b>22</b> A.Lowes	5.769
5	<b>47</b> A.Bassani	5.886
6	<b>14</b> S.Lowes	6.598
7	<b>67</b> A.Surra	7.391
8	<b>88</b> M.Oliveira	8.200
9	<b>55</b> A.Locatelli	9.131
10	<b>62</b> S.Manzi	10.447
11	<b>87</b> R.Gardner	10.724
12	<b>97</b> X.Vierge	10.887
13	<b>19</b> A.Bautista	11.312
14	<b>46</b> T.Bridewell	11.654
15	<b>95</b> T.Mackenzie	12.580
16	<b>60</b> M.van der Mark	13.142
17	<b>31</b> G.Gerloff	13.404
18	<b>35</b> S.Chantra	15.200
19	<b>54</b> B.Sofuoglu	15.666
20	<b>13</b> M.Rato	18.832
21	<b>17</b> R.Vickers	40.817

Lap 8		
1	<b>11</b> N.Bulega	12'26.615
2	<b>7</b> I.Lecuona	2.229
3	<b>5</b> Y.Montella	5.495
4	<b>47</b> A.Bassani	8.581
5	<b>22</b> A.Lowes	9.452
6	<b>67</b> A.Surra	11.282
7	<b>55</b> A.Locatelli	13.503
8	<b>88</b> M.Oliveira	15.105
9	<b>62</b> S.Manzi	15.511
10	<b>87</b> R.Gardner	15.802
11	<b>97</b> X.Vierge	16.104
12	<b>19</b> A.Bautista	16.439
13	<b>95</b> T.Mackenzie	16.711
14	<b>46</b> T.Bridewell	16.999
15	<b>60</b> M.van der Mark	18.873
16	<b>31</b> G.Gerloff	19.251
17	<b>35</b> S.Chantra	21.137
18	<b>54</b> B.Sofuoglu	22.011
19	<b>13</b> M.Rato	28.080
20	<b>17</b> R.Vickers	48.456

Lap 11		
1	<b>11</b> N.Bulega	17'05.706
2	<b>7</b> I.Lecuona	3.963
3	<b>5</b> Y.Montella	7.149
4	<b>47</b> A.Bassani	10.732
5	<b>22</b> A.Lowes	11.987
6	<b>67</b> A.Surra	14.621
7	<b>55</b> A.Locatelli	16.526
8	<b>88</b> M.Oliveira	17.479
9	<b>62</b> S.Manzi	18.753
10	<b>87</b> R.Gardner	19.938
11	<b>19</b> A.Bautista	20.583
12	<b>95</b> T.Mackenzie	20.898
13	<b>97</b> X.Vierge	21.268
14	<b>46</b> T.Bridewell	21.352
15	<b>60</b> M.van der Mark	22.988
16	<b>31</b> G.Gerloff	23.909
17	<b>35</b> S.Chantra	26.053
18	<b>54</b> B.Sofuoglu	28.244
19	<b>13</b> M.Rato	37.603

Lap 3		
1	<b>11</b> N.Bulega	4'43.283
2	<b>7</b> I.Lecuona	0.549
3	<b>5</b> Y.Montella	1.948
4	<b>34</b> L.Baldassarri	2.622
5	<b>22</b> A.Lowes	3.168
6	<b>47</b> A.Bassani	3.314
7	<b>14</b> S.Lowes	4.235
8	<b>67</b> A.Surra	4.721
9	<b>88</b> M.Oliveira	5.472
10	<b>55</b> A.Locatelli	5.821
11	<b>95</b> T.Mackenzie	6.072
12	<b>87</b> R.Gardner	6.673
13	<b>62</b> S.Manzi	6.856
14	<b>97</b> X.Vierge	7.323
15	<b>19</b> A.Bautista	7.787
16	<b>46</b> T.Bridewell	8.024
17	<b>60</b> M.van der Mark	8.686
18	<b>31</b> G.Gerloff	8.885
19	<b>54</b> B.Sofuoglu	10.083
20	<b>35</b> S.Chantra	10.433
21	<b>13</b> M.Rato	12.822
22	<b>17</b> R.Vickers	34.939

Lap 6		
1	<b>11</b> N.Bulega	9'21.141
2	<b>7</b> I.Lecuona	1.446
3	<b>5</b> Y.Montella	4.152
4	<b>22</b> A.Lowes	6.755
5	<b>47</b> A.Bassani	6.863
6	<b>67</b> A.Surra	8.716
7	<b>55</b> A.Locatelli	10.601
8	<b>88</b> M.Oliveira	12.443
9	<b>62</b> S.Manzi	12.642
10	<b>87</b> R.Gardner	12.814
11	<b>97</b> X.Vierge	12.894
12	<b>19</b> A.Bautista	13.032
13	<b>46</b> T.Bridewell	13.205
14	<b>95</b> T.Mackenzie	13.915
15	<b>60</b> M.van der Mark	15.311
16	<b>31</b> G.Gerloff	15.361
17	<b>35</b> S.Chantra	17.129
18	<b>54</b> B.Sofuoglu	17.772
19	<b>13</b> M.Rato	21.696
20	<b>17</b> R.Vickers	43.253

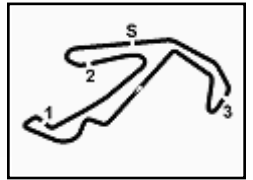
Lap 9		
1	<b>11</b> N.Bulega	13'59.648
2	<b>7</b> I.Lecuona	3.737
3	<b>5</b> Y.Montella	6.186
4	<b>47</b> A.Bassani	9.280
5	<b>22</b> A.Lowes	10.002
6	<b>67</b> A.Surra	12.330
7	<b>55</b> A.Locatelli	14.378
8	<b>88</b> M.Oliveira	15.754
9	<b>62</b> S.Manzi	16.471
10	<b>87</b> R.Gardner	17.216
11	<b>97</b> X.Vierge	17.322
12	<b>19</b> A.Bautista	17.771
13	<b>95</b> T.Mackenzie	18.004
14	<b>46</b> T.Bridewell	18.316
15	<b>60</b> M.van der Mark	20.004
16	<b>31</b> G.Gerloff	20.877
17	<b>35</b> S.Chantra	22.674
18	<b>54</b> B.Sofuoglu	23.997
19	<b>13</b> M.Rato	31.221
20	<b>17</b> R.Vickers	50.528

Lap 12		
1	<b>11</b> N.Bulega	18'38.750
2	<b>7</b> I.Lecuona	3.984
3	<b>5</b> Y.Montella	7.679
4	<b>47</b> A.Bassani	11.543
5	<b>22</b> A.Lowes	13.075
6	<b>67</b> A.Surra	16.204
7	<b>55</b> A.Locatelli	17.803
8	<b>88</b> M.Oliveira	18.566
9	<b>62</b> S.Manzi	19.940
10	<b>87</b> R.Gardner	21.262
11	<b>19</b> A.Bautista	21.590
12	<b>95</b> T.Mackenzie	21.985
13	<b>97</b> X.Vierge	22.600
14	<b>46</b> T.Bridewell	22.908
15	<b>60</b> M.van der Mark	24.774
16	<b>31</b> G.Gerloff	25.108
17	<b>35</b> S.Chantra	27.916
18	<b>54</b> B.Sofuoglu	30.468
19	<b>13</b> M.Rato	41.068

13/06/2026

These data/results cannot be reproduced, stored and/or transmitted in whole or in part by any manner of electronic, mechanical, photocopying, recording, broadcasting or otherwise now known or herein after developed without the previous express consent by the copyright owner, except for reproduction in daily press and regular printed publications on sale to the public within 60 days of the event related to those data/results and always provided that copyright symbol appears together as follows below.

© DORNA WSBK ORGANIZATION Srl 2026



19 **13** M.Rato 44.411

7 **55** A.Locatelli 23.203  
8 **88** M.Oliveira 24.237  
9 **62** S.Manzi 26.031  
10 **19** A.Bautista 26.670  
11 **87** R.Gardner 27.594  
12 **95** T.Mackenzie 27.831  
13 **97** X.Vierge 28.518  
14 **46** T.Bridewell 30.092  
15 **60** M.van der Mark 31.531  
16 **31** G.Gerloff 31.787  
17 **35** S.Chantra 37.952  
18 **54** B.Sofuoglu 41.377  
19 **13** M.Rato 58.747

**Lap 21**

1 **11** N.Bulega 32'40.418  
2 **7** I.Lecuona 6.117  
3 **5** Y.Montella 13.823  
4 **47** A.Bassani 17.626  
5 **22** A.Lowes 20.746  
6 **67** A.Surra 24.702  
7 **55** A.Locatelli 26.442  
8 **88** M.Oliveira 27.847  
9 **19** A.Bautista 29.285  
10 **62** S.Manzi 30.448  
11 **95** T.Mackenzie 30.882  
12 **97** X.Vierge 33.185  
13 **46** T.Bridewell 36.540  
14 **31** G.Gerloff 36.602  
15 **35** S.Chantra 44.842  
16 **54** B.Sofuoglu 49.544  
17 **13** M.Rato 1'11.157

**Lap 18**

1 **11** N.Bulega 27'58.526  
2 **7** I.Lecuona 5.325  
3 **5** Y.Montella 11.091  
4 **47** A.Bassani 16.295  
5 **22** A.Lowes 19.154  
6 **67** A.Surra 22.571  
7 **55** A.Locatelli 24.213  
8 **88** M.Oliveira 25.376  
9 **62** S.Manzi 27.207  
10 **19** A.Bautista 27.567  
11 **87** R.Gardner 28.767  
12 **95** T.Mackenzie 28.909  
13 **97** X.Vierge 29.699  
14 **46** T.Bridewell 31.572  
15 **60** M.van der Mark 33.263  
16 **31** G.Gerloff 33.411  
17 **35** S.Chantra 39.945  
18 **54** B.Sofuoglu 43.609  
19 **13** M.Rato 1'01.835

**Lap 19**

1 **11** N.Bulega 29'32.147  
2 **7** I.Lecuona 5.666  
3 **5** Y.Montella 11.566  
4 **47** A.Bassani 16.658  
5 **22** A.Lowes 19.975  
6 **67** A.Surra 23.550  
7 **55** A.Locatelli 25.001  
8 **88** M.Oliveira 26.579  
9 **19** A.Bautista 28.531  
10 **62** S.Manzi 28.829  
11 **95** T.Mackenzie 29.874  
12 **97** X.Vierge 30.835  
13 **46** T.Bridewell 32.700  
14 **31** G.Gerloff 35.099  
15 **35** S.Chantra 41.655  
16 **54** B.Sofuoglu 46.154  
17 **60** M.van der Mark 1'04.528  
18 **13** M.Rato 1'04.925

**Lap 20**

1 **11** N.Bulega 31'05.571  
2 **7** I.Lecuona 6.363  
3 **5** Y.Montella 12.498  
4 **47** A.Bassani 17.715  
5 **22** A.Lowes 21.076  
6 **67** A.Surra 24.616  
7 **55** A.Locatelli 26.165  
8 **88** M.Oliveira 27.936  
9 **19** A.Bautista 29.554  
10 **62** S.Manzi 30.133  
11 **95** T.Mackenzie 31.164  
12 **97** X.Vierge 32.447  
13 **46** T.Bridewell 36.135  
14 **31** G.Gerloff 36.427  
15 **35** S.Chantra 43.678  
16 **54** B.Sofuoglu 48.325  
17 **13** M.Rato 1'08.511

**Lap 14**

1 **11** N.Bulega 21'45.064  
2 **7** I.Lecuona 4.241  
3 **5** Y.Montella 8.988  
4 **47** A.Bassani 12.942  
5 **22** A.Lowes 14.986  
6 **67** A.Surra 18.328  
7 **55** A.Locatelli 19.936  
8 **88** M.Oliveira 21.083  
9 **62** S.Manzi 22.367  
10 **19** A.Bautista 23.924  
11 **87** R.Gardner 24.351  
12 **95** T.Mackenzie 24.509  
13 **97** X.Vierge 25.160  
14 **46** T.Bridewell 26.071  
15 **60** M.van der Mark 27.388  
16 **31** G.Gerloff 27.514  
17 **35** S.Chantra 32.086  
18 **54** B.Sofuoglu 35.022  
19 **13** M.Rato 48.560

**Lap 15**

1 **11** N.Bulega 23'18.152  
2 **7** I.Lecuona 4.870  
3 **5** Y.Montella 9.562  
4 **47** A.Bassani 14.014  
5 **22** A.Lowes 16.642  
6 **67** A.Surra 19.959  
7 **55** A.Locatelli 21.262  
8 **88** M.Oliveira 22.246  
9 **62** S.Manzi 23.656  
10 **19** A.Bautista 25.180  
11 **87** R.Gardner 25.769  
12 **95** T.Mackenzie 25.866  
13 **97** X.Vierge 26.402  
14 **46** T.Bridewell 27.536  
15 **60** M.van der Mark 29.035  
16 **31** G.Gerloff 29.110  
17 **35** S.Chantra 34.721  
18 **54** B.Sofuoglu 37.313  
19 **13** M.Rato 51.923

**Lap 16**

1 **11** N.Bulega 24'51.604  
2 **7** I.Lecuona 5.056  
3 **5** Y.Montella 9.961  
4 **47** A.Bassani 14.859  
5 **22** A.Lowes 17.641  
6 **67** A.Surra 20.878  
7 **55** A.Locatelli 22.480  
8 **88** M.Oliveira 23.391  
9 **62** S.Manzi 24.790  
10 **19** A.Bautista 25.999  
11 **87** R.Gardner 26.718  
12 **95** T.Mackenzie 26.775  
13 **97** X.Vierge 27.407  
14 **46** T.Bridewell 28.785  
15 **60** M.van der Mark 30.359  
16 **31** G.Gerloff 30.476  
17 **35** S.Chantra 36.307  
18 **54** B.Sofuoglu 39.349  
19 **13** M.Rato 55.175

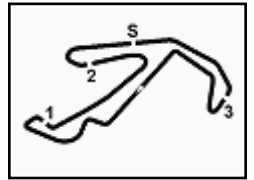
**Lap 17**

1 **11** N.Bulega 26'25.117  
2 **7** I.Lecuona 5.156  
3 **5** Y.Montella 10.391  
4 **47** A.Bassani 15.436  
5 **22** A.Lowes 18.437  
6 **67** A.Surra 21.542

13/06/2026

These data/results cannot be reproduced, stored and/or transmitted in whole or in part by any manner of electronic, mechanical, photocopying, recording, broadcasting or otherwise now known or herein after developed without the previous express consent by the copyright owner, except for reproduction in daily press and regular printed publications on sale to the public within 60 days of the event related to those data/results and always provided that copyright symbol appears together as follows below.

© DORNA WSBK ORGANIZATION Srl 2026



**Pirelli Emilia-Romagna Round, 12-14 June 2026**  
**Lap Chart Race 1**

**Race Pace Comparison**

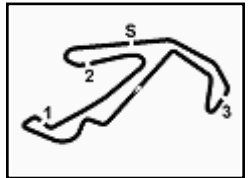
	11 Bul	7 Lec	5 Mon	47 Bas	22 ALo	67 Sur	55 Loc	88 Oli	19 Bau	62 Man	95 Mac	97 Vie	46 Bri	31 Ger
1	1'37.920	1'38.084	1'38.578	1'39.798	1'39.395	1'39.838	1'40.141	1'40.359	1'41.788	1'41.419	1'40.629	1'41.204	1'41.983	1'42.434
2	1'32.675	1'32.875	1'33.471	1'33.481	1'33.636	1'33.846	1'34.918	1'34.382	1'34.893	1'34.427	1'34.697	1'35.109	1'34.854	1'35.011
3	1'32.688	1'32.873	<b>1'33.182</b>	<b>1'33.318</b>	<b>1'33.420</b>	1'34.320	1'34.045	1'34.014	1'34.389	1'34.293	<b>1'34.029</b>	1'34.293	1'34.470	1'34.723
4	1'32.566	<b>1'32.835</b>	1'33.366	1'33.872	1'33.765	<b>1'33.700</b>	1'34.250	1'33.947	1'34.293	1'34.367	1'37.341	1'34.391	1'34.378	1'34.872
5	<b>1'32.552</b>	1'32.879	1'33.319	1'33.818	1'33.954	1'34.088	1'34.178	1'33.899	1'34.350	1'34.342	1'34.285	1'34.291	1'34.370	1'34.765
6	1'32.740	1'33.041	1'33.377	1'33.717	1'33.726	1'34.065	1'34.210	1'36.983	1'34.460	1'34.935	1'34.075	1'34.747	1'34.291	1'34.697
7	1'32.616	1'32.998	1'33.312	1'33.734	1'34.115	1'33.886	1'34.278	1'34.134	1'34.638	1'34.209	1'34.099	1'34.496	1'35.037	1'34.744
8	1'32.858	1'33.259	1'33.505	1'33.458	1'34.056	1'34.154	1'34.098	1'34.002	1'34.243	1'34.134	1'34.171	1'34.188	<b>1'34.231</b>	1'34.620
9	1'33.033	1'34.541	1'33.724	1'33.732	1'33.583	1'34.081	<b>1'33.908</b>	<b>1'33.682</b>	1'34.365	1'33.993	1'34.326	1'34.251	1'34.350	1'34.659
10	1'33.003	1'33.038	1'33.510	1'33.761	1'33.890	1'34.121	1'34.060	1'33.836	1'34.495	<b>1'33.991</b>	1'34.503	1'35.374	1'34.529	1'34.605
11	1'33.055	1'33.246	1'33.511	1'33.749	1'34.153	1'34.228	1'34.146	1'33.947	1'34.375	1'34.349	1'34.449	1'34.630	1'34.565	1'34.485
12	1'33.044	1'33.065	1'33.574	1'33.855	1'34.132	1'34.627	1'34.321	1'34.131	<b>1'34.051</b>	1'34.231	1'34.131	1'34.376	1'34.600	<b>1'34.243</b>
13	1'33.146	1'33.189	1'33.849	1'33.778	1'33.951	1'34.251	1'34.135	1'34.296	1'34.317	1'34.196	1'34.485	1'34.704	1'34.475	1'34.467
14	1'33.168	1'33.382	1'33.774	1'33.935	1'34.274	1'34.187	1'34.312	1'34.535	1'34.331	1'34.545	1'34.353	<b>1'34.170</b>	1'35.002	1'34.253
15	1'33.088	1'33.717	1'33.662	1'34.160	1'34.744	1'34.719	1'34.414	1'34.251	1'34.344	1'34.377	1'34.445	1'34.330	1'34.553	1'34.684
16	1'33.452	1'33.638	1'33.851	1'34.297	1'34.451	1'34.371	1'34.670	1'34.597	1'34.271	1'34.586	1'34.361	1'34.457	1'34.701	1'34.818
17	1'33.513	1'33.613	1'33.943	1'34.090	1'34.309	1'34.177	1'34.236	1'34.359	1'34.184	1'34.754	1'34.569	1'34.624	1'34.820	1'34.824
18	1'33.409	1'33.578	1'34.109	1'34.268	1'34.126	1'34.438	1'34.419	1'34.548	1'34.306	1'34.585	1'34.487	1'34.590	1'34.889	1'35.033
19	1'33.621	1'33.962	1'34.096	1'33.984	1'34.442	1'34.600	1'34.409	1'34.824	1'34.585	1'35.243	1'34.586	1'34.757	1'34.749	1'35.309
20	1'33.424	1'34.121	1'34.356	1'34.481	1'34.525	1'34.490	1'34.588	1'34.781	1'34.447	1'34.728	1'34.714	1'35.036	1'36.859	1'34.752
21	1'34.847	1'34.601	1'36.172	1'34.758	1'34.517	1'34.933	1'35.124	1'34.758	1'34.578	1'35.162	1'34.565	1'35.585	1'35.252	1'35.022

	35 Cha	54 Sof	13 Rat	60 vdM	87 Gar	17 Vic	14 SLo	34 Bal
1	1'43.583	1'43.295	1'42.868	1'42.298	1'41.044	1'43.739	1'40.132	1'39.008
2	1'35.079	1'35.074	1'37.870	1'35.090	1'34.517	1'35.149	1'33.666	1'33.309
3	1'35.054	1'34.997	<b>1'35.367</b>	1'34.581	1'34.395	1'59.334	1'33.720	1'33.588
4	1'35.106	1'35.598	1'35.407	1'34.635	1'34.791	1'35.835	1'33.867	<b>1'33.291</b>
5	1'34.779	1'35.103	1'35.721	1'34.939	1'34.378	1'35.161	<b>1'33.614</b>	
6	1'34.669	1'34.846	1'35.604	1'34.909	1'34.830	1'35.176		
7	1'34.833	<b>1'34.791</b>	1'35.914	1'34.585	1'34.321	1'35.428		
8	1'34.649	1'34.922	1'35.944	1'34.451	<b>1'34.141</b>	1'35.249		
9	1'34.570	1'35.019	1'36.174	<b>1'34.164</b>	1'34.447	<b>1'35.105</b>		
10	<b>1'34.531</b>	1'35.158	1'36.131	1'34.636	1'34.306	1'35.180		
11	1'34.906	1'35.147	1'36.309	1'34.406	1'34.474			
12	1'34.907	1'35.268	1'36.509	1'34.830	1'34.368			
13	1'35.182	1'35.459	1'36.489	1'34.367	1'34.381			
14	1'35.302	1'35.409	1'37.317	1'34.561	1'35.022			
15	1'35.723	1'35.379	1'36.451	1'34.735	1'34.506			
16	1'35.038	1'35.488	1'36.704	1'34.776	1'34.401			
17	1'35.158	1'35.541	1'37.085	1'34.685	1'34.389			
18	1'35.402	1'35.641	1'36.497	1'35.141	1'34.582			
19	1'35.331	1'36.166	1'36.711	2'04.886				
20	1'35.447	1'35.595	1'37.010					
21	1'36.011	1'36.066	1'37.493					

13/06/2026

These data/results cannot be reproduced, stored and/or transmitted in whole or in part by any manner of electronic, mechanical, photocopying, recording, broadcasting or otherwise now known or herein after developed without the previous express consent by the copyright owner, except for reproduction in daily press and regular printed publications on sale to the public within 60 days of the event related to those data/results and always provided that copyright symbol appears together as follows below.

© DORNA WSBK ORGANIZATION Srl 2026



**Pirelli Emilia-Romagna Round, 12-14 June 2026**  
**Chronological Analysis Race 1**

Misano Circuit Sic 58 4.226 m

Start at 15:30'15.600

1 / 4

1° 11 N. BULEGA [1'32.552]							
Lap	Seg1	Seg2	Seg3	Seg4	Lap Time	km/h	Local Time
1		20.933	25.285	20.814	1'37.920	270,0	15:31'53.520
2	25.827	20.856	25.242	20.750	1'32.675	270,0	15:33'26.195
3	<b>25.787</b>	20.920	25.231	20.750	1'32.688	270,7	15:34'58.883
4	25.891	20.846	<b>25.124</b>	<b>20.705</b>	1'32.566	270,0	15:36'31.449
5	25.875	20.769	25.172	20.736	<b>1'32.552</b>	270,0	15:38'04.001
6	25.911	20.830	25.244	20.755	1'32.740	270,0	15:39'36.741
7	25.939	<b>20.724</b>	25.196	20.757	1'32.616	270,7	15:41'09.357
8	25.997	20.853	25.285	20.723	1'32.858	270,7	15:42'42.215
9	26.112	20.884	25.253	20.784	1'33.033	270,7	15:44'15.248
10	26.043	20.834	25.327	20.799	1'33.003	270,0	15:45'48.251
11	26.041	20.904	25.273	20.837	1'33.055	270,0	15:47'21.306
12	26.085	20.850	25.279	20.830	1'33.044	270,7	15:48'54.350
13	26.053	20.875	25.346	20.872	1'33.146	<b>271,4</b>	15:50'27.496
14	26.076	20.861	25.370	20.861	1'33.168	270,7	15:52'00.664
15	26.004	20.901	25.399	20.784	1'33.088	270,0	15:53'33.752
16	26.151	20.917	25.462	20.922	1'33.452	270,0	15:55'07.204
17	26.198	20.934	25.491	20.890	1'33.513	269,3	15:56'40.717
18	26.301	20.912	25.343	20.853	1'33.409	<b>271,4</b>	15:58'14.126
19	26.183	20.999	25.499	20.940	1'33.621	270,7	15:59'47.747
20	26.084	20.993	25.454	20.893	1'33.424	<b>271,4</b>	16:01'21.171
21	26.315	20.974	25.708	21.850	1'34.847	268,7	16:02'56.018
Race Time 32'40.418							

15	26.336	20.999	25.354	20.973	1'33.662	268,7	15:53'43.314
16	26.302	21.081	25.432	21.036	1'33.851	269,3	15:55'17.165
17	26.250	21.122	25.408	21.163	1'33.943	269,3	15:56'51.108
18	26.344	21.200	25.529	21.036	1'34.109	268,7	15:58'25.217
19	26.450	21.197	25.364	21.085	1'34.096	269,3	15:59'59.313
20	26.362	21.143	25.702	21.149	1'34.356	268,7	16:01'33.669
21	26.433	21.247	25.744	22.748	1'36.172	268,7	16:03'09.841
Race Time 32'54.241							

2° 7 I. LECUONA [1'32.835]							
Lap	Seg1	Seg2	Seg3	Seg4	Lap Time	km/h	Local Time
1		21.305	25.276	20.791	1'38.084	<b>274,1</b>	15:31'53.684
2	<b>25.875</b>	20.930	25.290	20.780	1'32.875	273,4	15:33'26.559
3	25.910	<b>20.847</b>	25.323	20.793	1'32.873	272,0	15:34'59.432
4	25.896	20.895	25.283	<b>20.761</b>	<b>1'32.835</b>	271,4	15:36'32.267
5	25.928	20.906	<b>25.225</b>	20.820	1'32.879	270,7	15:38'05.146
6	26.079	20.922	25.249	20.791	1'33.041	270,7	15:39'38.187
7	25.993	20.934	25.230	20.841	1'32.998	271,4	15:41'11.185
8	26.242	20.926	25.281	20.810	1'33.259	270,0	15:42'44.444
9	26.009	20.886	26.568	21.078	1'34.541	270,7	15:44'18.985
10	25.966	20.871	25.324	20.877	1'33.038	270,7	15:45'52.023
11	26.153	20.903	25.374	20.816	1'33.246	269,3	15:47'25.269
12	26.089	20.920	25.229	20.827	1'33.065	271,4	15:48'58.334
13	26.123	20.900	25.330	20.836	1'33.189	270,7	15:50'31.523
14	26.222	20.928	25.366	20.866	1'33.382	270,7	15:52'04.905
15	26.206	20.941	25.601	20.969	1'33.717	270,7	15:53'38.622
16	26.290	20.909	25.454	20.985	1'33.638	271,4	15:55'12.260
17	26.192	20.913	25.474	21.034	1'33.613	271,4	15:56'45.873
18	26.298	20.898	25.471	20.911	1'33.578	271,4	15:58'19.451
19	26.309	20.937	25.737	20.979	1'33.962	270,0	15:59'53.413
20	26.370	21.004	25.723	21.024	1'34.121	270,7	16:01'27.534
21	26.501	21.051	25.690	21.359	1'34.601	270,7	16:03'02.135
Race Time 32'46.535							

4° 47 A. BASSANI [1'33.318]							
Lap	Seg1	Seg2	Seg3	Seg4	Lap Time	km/h	Local Time
1		21.288	25.613	21.213	1'39.798	272,7	15:31'55.398
2	<b>26.077</b>	21.038	<b>25.398</b>	20.968	1'33.481	274,1	15:33'28.879
3	26.084	<b>20.918</b>	25.400	20.916	<b>1'33.318</b>	274,1	15:35'02.197
4	26.249	21.086	25.563	20.974	1'33.872C	273,4	15:36'36.069
5	26.229	21.019	25.500	21.070	1'33.818	<b>274,8</b>	15:38'09.887
6	26.256	21.034	25.562	<b>20.865</b>	1'33.717	272,0	15:39'43.604
7	26.296	20.937	25.555	20.946	1'33.734	268,7	15:41'17.338
8	26.137	21.004	25.423	20.894	1'33.458	268,0	15:42'50.796
9	26.130	21.045	25.612	20.945	1'33.732	267,3	15:44'24.528
10	26.257	20.999	25.575	20.930	1'33.761	271,4	15:45'58.289
11	26.218	20.990	25.579	20.962	1'33.749	271,4	15:47'32.038
12	26.274	21.079	25.578	20.924	1'33.855	267,3	15:49'05.893
13	26.224	20.963	25.654	20.937	1'33.778	268,7	15:50'39.671
14	26.353	21.048	25.595	20.939	1'33.935	272,0	15:52'13.606
15	26.369	21.039	25.729	21.023	1'34.160	268,7	15:53'47.766
16	26.354	21.075	25.835	21.033	1'34.297	266,7	15:55'22.063
17	26.302	21.001	25.776	21.011	1'34.090	268,7	15:56'56.153
18	26.454	21.105	25.724	20.985	1'34.268	269,3	15:58'30.421
19	26.400	20.960	25.649	20.975	1'33.984	268,7	16:00'04.405
20	26.530	21.002	25.929	21.020	1'34.481	267,3	16:01'38.886
21	26.422	21.049	25.897	21.390	1'34.758	268,0	16:03'13.644
Race Time 32'58.044							

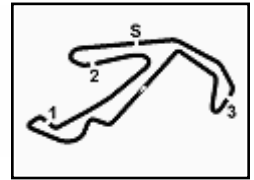
3° 5 Y. MONTELLA [1'33.182]							
Lap	Seg1	Seg2	Seg3	Seg4	Lap Time	km/h	Local Time
1		21.280	25.250	20.958	1'38.578	<b>271,4</b>	15:31'54.178
2	26.150	21.108	25.210	21.003	1'33.471	270,7	15:33'27.649
3	26.095	21.007	25.180	<b>20.900</b>	<b>1'33.182</b>	270,0	15:35'00.831
4	26.139	21.053	25.179	20.995	1'33.366	269,3	15:36'34.197
5	26.098	<b>20.998</b>	<b>25.155</b>	21.068	1'33.319	269,3	15:38'07.516
6	26.170	21.069	25.185	20.953	1'33.377	268,7	15:39'40.893
7	<b>26.047</b>	21.010	25.265	20.990	1'33.312	268,0	15:41'14.205
8	26.249	21.100	25.224	20.932	1'33.505	269,3	15:42'47.710
9	26.255	21.108	25.298	21.063	1'33.724	268,0	15:44'21.434
10	26.129	21.008	25.340	21.033	1'33.510	268,0	15:45'54.944
11	26.214	21.065	25.281	20.951	1'33.511	269,3	15:47'28.455
12	26.157	21.097	25.254	21.066	1'33.574	268,7	15:49'02.029
13	26.315	21.095	25.309	21.130	1'33.849	269,3	15:50'35.878
14	26.314	21.098	25.393	20.969	1'33.774	269,3	15:52'09.652

5° 22 A. LOWES [1'33.420]							
Lap	Seg1	Seg2	Seg3	Seg4	Lap Time	km/h	Local Time
1		21.217	25.874	20.961	1'39.395	271,4	15:31'54.995
2	<b>26.109</b>	21.148	25.537	20.842	1'33.636	271,4	15:33'28.631
3	<b>26.109</b>	20.992	<b>25.430</b>	20.889	<b>1'33.420</b>	<b>272,0</b>	15:35'02.051
4	26.181	21.119	25.566	20.899	1'33.765	271,4	15:36'35.816
5	26.264	21.065	25.610	21.015	1'33.954	268,0	15:38'09.770
6	26.160	21.058	25.611	20.897	1'33.726	267,3	15:39'43.496
7	26.243	21.089	25.819	20.964	1'34.115	269,3	15:41'17.611
8	26.372	21.090	25.529	21.065	1'34.056	268,7	15:42'51.667
9	26.234	<b>20.990</b>	25.520	<b>20.839</b>	1'33.583	269,3	15:44'25.250
10	26.252	<b>20.990</b>	25.657	20.991	1'33.890	265,4	15:45'59.140
11	26.314	21.081	25.800	20.958	1'34.153	268,7	15:47'33.293
12	26.390	21.051	25.611	21.080	1'34.132	268,7	15:49'07.425
13	26.273	21.009	25.664	21.005	1'33.951	269,3	15:50'41.376
14	26.522	21.130	25.640	20.982	1'34.274	269,3	15:52'15.650
15	26.597	21.287	25.785	21.075	1'34.744	266,7	15:53'50.394
16	26.581	21.094	25.695	21.081	1'34.451	268,7	15:55'24.845
17	26.484	21.091	25.720	21.014	1'34.309	265,4	15:56'59.154
18	26.445	21.130	25.580	20.971	1'34.126	269,3	15:58'33.280
19	26.553	21.091	25.751	21.047	1'34.442	268,0	16:00'07.722
20	26.449	21.069	25.876	21.131	1'34.525	268,0	16:01'42.247
21	26.483	21.078	25.777	21.179	1'34.517	268,0	16:03'16.764
Race Time 33'01.164							

6° 67 A. SURRA [1'33.700]							
Lap	Seg1	Seg2	Seg3	Seg4	Lap Time	km/h	Local Time
1		21.249	25.529	21.213	1'39.838	272,0	15:31'55.438
2	26.231	<b>21.060</b>	25.538	21.017	1'33.846C	270,0	15:33'29.284
3	26.205	21.382	25.763	20.970	1'34.320	<b>272,7</b>	15:35'03.604
4	26.194	21.111	<b>25.494</b>	<b>20.901</b>	<b>1'33.700</b>	272,0	15:36'37.304
5	26.371	21.152	25.607	20.958	1'34.088	270,7	15:38'11.392

13/06/2026 P = Pits In/Out - C = Lap Time Cancelled

These data/results cannot be reproduced, stored and/or transmitted in whole or in part by any manner of electronic, mechanical, photocopying, recording, broadcasting or otherwise now known or herein after developed without the previous express consent by the copyright owner, except for reproduction in daily



**Pirelli Emilia-Romagna Round, 12-14 June 2026**  
**Chronological Analysis Race 1**

Start at 15:30/15.600

2 / 4

Race Time 33'08.265

6	26.347	21.159	25.648	20.911	1'34.065	267,3	15:39'45.457
7	26.230	21.083	25.612	20.961	1'33.886	268,7	15:41'19.343
8	26.243	21.120	25.754	21.037	1'34.154	268,0	15:42'53.497
9	<b>26.159</b>	21.102	25.863	20.957	1'34.081	267,3	15:44'27.578
10	26.345	21.113	25.699	20.964	1'34.121	268,7	15:46'01.699
11	26.245	21.104	25.842	21.037	1'34.228	268,0	15:47'35.927
12	26.476	21.123	25.970	21.058	1'34.627	268,7	15:49'10.554
13	26.309	21.159	25.789	20.994	1'34.251	267,3	15:50'44.805
14	26.225	21.150	25.875	20.937	1'34.187	267,3	15:52'18.992
15	26.339	21.182	26.139	21.059	1'34.719	268,7	15:53'53.711
16	26.279	21.185	25.854	21.053	1'34.371	268,0	15:55'28.082
17	26.273	21.100	25.811	20.993	1'34.177	267,3	15:57'02.259
18	26.401	21.118	25.895	21.024	1'34.438	268,7	15:58'36.697
19	26.278	21.142	26.028	21.152	1'34.600	268,0	16:00'11.297
20	26.352	21.147	25.880	21.111	1'34.490	267,3	16:01'45.787
21	26.468	21.157	26.111	21.197	1'34.933	266,0	16:03'20.720

Race Time 33'05.120

**7° 55 A. LOCATELLI [1'33.908]**

Lap	Seg.1	Seg.2	Seg.3	Seg.4	Lap Time	km/h	Local Time
1		21.306	25.604	21.179	1'40.141	<b>272,0</b>	15:31'55.741
2	26.696	21.260	25.855	21.107	1'34.918C	271,4	15:33'30.659
3	26.245	21.156	25.566	21.078	1'34.045	<b>272,0</b>	15:35'04.704
4	26.223	21.262	25.732	21.033	1'34.250	270,7	15:36'38.954
5	26.299	<b>21.140</b>	25.653	21.086	1'34.178	269,3	15:38'13.132
6	26.298	21.236	25.618	21.058	1'34.210	268,0	15:39'47.342
7	26.310	21.272	25.669	21.027	1'34.278	268,7	15:41'21.620
8	26.170	21.237	25.627	21.064	1'34.098	267,3	15:42'55.718
9	<b>26.149</b>	21.173	<b>25.564</b>	21.022	<b>1'33.908</b>	268,0	15:44'29.626
10	26.249	21.204	25.604	<b>21.003</b>	1'34.060	268,0	15:46'03.686
11	26.206	21.177	25.656	21.107	1'34.146	268,0	15:47'37.832
12	26.229	21.244	25.790	21.058	1'34.321	268,7	15:49'12.153
13	26.244	21.211	25.621	21.059	1'34.135	268,0	15:50'46.288
14	26.267	21.238	25.746	21.061	1'34.312	268,7	15:52'20.600
15	26.314	21.240	25.726	21.134	1'34.414	268,7	15:53'55.014
16	26.393	21.356	25.720	21.201	1'34.670	269,3	15:55'29.684
17	26.342	21.179	25.653	21.062	1'34.236	269,3	15:57'03.920
18	26.350	21.259	25.659	21.151	1'34.419	268,7	15:58'38.339
19	26.404	21.152	25.676	21.177	1'34.409	269,3	16:00'12.748
20	26.432	21.218	25.761	21.177	1'34.588	268,0	16:01'47.336
21	26.550	21.328	26.057	21.189	1'35.124	268,7	16:03'22.460

Race Time 33'06.860

**8° 88 M. OLIVEIRA [1'33.682]**

Lap	Seg.1	Seg.2	Seg.3	Seg.4	Lap Time	km/h	Local Time
1		21.401	25.629	20.998	1'40.359	274,1	15:31'55.959
2	26.603	21.240	25.642	20.897	1'34.382	<b>278,4</b>	15:33'30.341
3	26.322	21.095	25.657	20.940	1'34.014	273,4	15:35'04.355
4	26.318	21.156	25.594	20.879	1'33.947	275,5	15:36'38.302
5	26.242	21.117	25.617	20.923	1'33.899	275,5	15:38'12.201
6	26.409	23.389	25.962	21.223	1'36.983	268,7	15:39'49.184
7	26.395	21.095	25.667	20.977	1'34.134	273,4	15:41'23.318
8	26.326	21.062	25.788	<b>20.826</b>	1'34.002	272,7	15:42'57.320
9	<b>26.230</b>	21.001	<b>25.586</b>	20.865	<b>1'33.682</b>	272,7	15:44'31.002
10	26.328	21.021	25.610	20.877	1'33.836	273,4	15:46'04.838
11	26.322	<b>20.972</b>	25.606	21.047	1'33.947	273,4	15:47'38.785
12	26.352	21.084	25.695	21.000	1'34.131	273,4	15:49'12.916
13	26.348	21.261	25.647	21.040	1'34.296	274,1	15:50'47.212
14	26.561	21.212	25.736	21.026	1'34.535	274,1	15:52'21.747
15	26.419	21.111	25.707	21.014	1'34.251	274,1	15:53'55.998
16	26.496	21.103	25.813	21.185	1'34.597	274,8	15:55'30.595
17	26.507	20.999	25.806	21.047	1'34.359	273,4	15:57'04.954
18	26.547	21.177	25.776	21.048	1'34.548	274,1	15:58'39.502
19	26.596	21.121	26.000	21.107	1'34.824	272,7	16:00'14.326
20	26.580	21.117	25.933	21.151	1'34.781	272,7	16:01'49.107
21	26.594	21.019	26.010	21.135	1'34.758	274,1	16:03'23.865

**9° 19 A. BAUTISTA [1'34.051]**

Lap	Seg.1	Seg.2	Seg.3	Seg.4	Lap Time	km/h	Local Time	
1			21.572	25.734	21.135	1'41.788	276,9	15:31'57.388
2	26.472	21.228	25.859	21.334	1'34.893	277,6	15:33'32.281	
3	26.358	21.299	25.563	21.169	1'34.389	275,5	15:35'06.670	
4	26.402	21.153	25.626	21.112	1'34.293	274,8	15:36'40.963	
5	26.378	21.228	25.584	21.160	1'34.350	276,2	15:38'15.313	
6	26.295	21.268	25.623	21.274	1'34.460C	276,9	15:39'49.773	
7	26.658	21.281	25.559	21.140	1'34.638	277,6	15:41'24.411	
8	26.392	21.275	25.464	21.112	1'34.243	275,5	15:42'58.654	
9	26.588	21.157	25.569	21.051	1'34.365	274,1	15:44'03.019	
10	26.444	21.182	25.722	21.147	1'34.495	274,1	15:46'07.514	
11	26.455	21.093	25.705	21.122	1'34.375	272,0	15:47'41.889	
12	26.446	21.094	<b>25.402</b>	21.109	<b>1'34.051</b>	274,8	15:49'15.940	
13	26.352	21.289	25.519	21.157	1'34.317	276,2	15:50'50.257	
14	<b>26.280</b>	21.221	25.843	<b>20.987</b>	<b>1'34.331</b>	<b>279,1</b>	15:52'24.588	
15	26.356	21.108	25.774	21.106	1'34.344	273,4	15:53'58.932	
16	26.383	21.166	25.567	21.155	1'34.271	273,4	15:55'33.203	
17	26.377	21.170	25.519	21.118	1'34.184	274,1	15:57'07.387	
18	26.470	21.120	25.557	21.159	1'34.306	275,5	15:58'41.693	
19	26.420	21.203	25.804	21.158	1'34.585	271,4	16:00'16.278	
20	26.525	<b>21.092</b>	25.687	21.143	1'34.447	273,4	16:01'50.725	
21	26.412	21.191	25.675	21.300	1'34.578	274,1	16:03'25.303	

Race Time 33'09.703

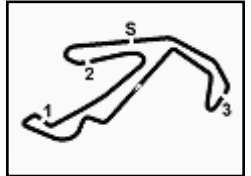
**10° 62 S. MANZI [1'33.991]**

Lap	Seg.1	Seg.2	Seg.3	Seg.4	Lap Time	km/h	Local Time	
1			21.488	25.782	21.135	1'41.419	268,0	15:31'57.019
2	26.403	21.275	25.619	21.130	1'34.427	268,7	15:33'31.446	
3	26.206	21.357	25.619	21.111	1'34.293	<b>270,0</b>	15:35'05.739	
4	26.194	21.259	25.603	21.311	1'34.367	268,7	15:36'40.106	
5	26.342	21.200	25.654	21.146	1'34.342	266,7	15:38'14.448	
6	26.248	21.368	26.001	21.318	1'34.935	259,6	15:39'49.383	
7	26.331	21.221	25.597	21.060	1'34.209	269,3	15:41'23.592	
8	26.242	21.240	25.594	21.058	1'34.134	268,0	15:42'57.726	
9	26.192	21.166	25.586	<b>21.049</b>	1'33.993	267,3	15:44'31.719	
10	<b>26.182</b>	21.112	<b>25.580</b>	21.117	<b>1'33.991</b>	266,7	15:46'05.710	
11	26.243	21.195	25.747	21.164	1'34.349	266,7	15:47'40.059	
12	26.246	21.232	25.676	21.077	1'34.231	266,0	15:49'14.290	
13	26.319	<b>21.111</b>	25.656	21.110	1'34.196	266,0	15:50'48.486	
14	26.527	21.269	25.677	21.072	1'34.545	266,0	15:52'23.031	
15	26.358	21.153	25.782	21.084	1'34.377	267,3	15:53'57.408	
16	26.270	21.232	25.912	21.172	1'34.586	266,0	15:55'31.994	
17	26.420	21.290	25.829	21.215	1'34.754	266,0	15:57'06.748	
18	26.434	21.240	25.762	21.149	1'34.585	267,3	15:58'41.333	
19	26.432	21.290	26.183	21.338	1'35.243	265,4	16:00'16.576	
20	26.449	21.282	25.762	21.235	1'34.728	269,3	16:01'51.304	
21	26.557	21.343	26.013	21.249	1'35.162	268,0	16:03'26.466	

Race Time 33'10.866

**11° 95 T. MACKENZIE [1'34.029]**

Lap	Seg.1	Seg.2	Seg.3	Seg.4	Lap Time	km/h	Local Time	
1			21.446	25.692	<b>20.988</b>	1'40.629	274,1	15:31'56.229
2	26.531	21.197	25.839	21.130	1'34.697	272,7	15:33'30.926	
3	26.341	21.132	25.473	21.083	<b>1'34.029</b>	273,4	15:35'04.955	
4	26.375	21.502	28.450	21.014	1'37.341	273,4	15:36'42.296	
5	26.554	21.075	25.585	21.071	1'34.285	271,4	15:38'16.581	
6	26.418	21.126	25.469	21.062	1'34.075C	270,7	15:39'50.656	
7	<b>26.283</b>	21.206	<b>25.468</b>	21.142	1'34.099	272,7	15:41'24.755	
8	26.417	21.126	25.558	21.070	1'34.171	274,1	15:42'58.926	
9	26.493	21.120	25.630	21.083	1'34.326	274,1	15:44'33.252	
10	26.514	21.126	25.589	21.274	1'34.503	272,0	15:46'07.755	
11	26.524	21.085	25.743	21.097	1'34.449	271,4	15:47'42.204	
12	26.445	<b>21.026</b>	25.536	21.124	1'34.1			



**Pirelli Emilia-Romagna Round, 12-14 June 2026**  
**Chronological Analysis Race 1**

Misano Circuit Sic 58 4.226 m

Start at 15:30/15.600

3 / 4

13	26.490	21.336	25.565	21.094	1'34.485	271,4	15:50'50.820	4	26.487	21.211	26.026	21.148	1'34.872	272,0	15:36'42.640
14	26.347	21.230	25.701	21.075	1'34.353	272,0	15:52'25.173	5	26.558	21.211	25.705	21.291	1'34.765	273,4	15:38'17.405
15	26.570	21.095	25.727	21.053	1'34.445	<b>275,5</b>	15:53'59.618	6	26.511	21.203	25.592	21.391	1'34.697C	272,7	15:39'52.102
16	26.493	21.162	25.600	21.106	1'34.361C	274,8	15:55'33.979	7	26.560	21.268	25.739	21.177	1'34.744	272,7	15:41'26.846
17	26.597	21.084	25.657	21.231	1'34.569	274,1	15:57'08.548	8	26.543	<b>21.104</b>	25.717	21.256	1'34.620	272,0	15:43'01.466
18	26.583	21.091	25.703	21.110	1'34.487	273,4	15:58'43.035	9	26.550	21.182	25.774	21.153	1'34.659	274,1	15:44'36.125
19	26.544	21.107	25.766	21.169	1'34.586	272,0	16:00'17.621	10	26.443	21.251	25.755	21.156	1'34.605	272,0	15:46'10.730
20	26.671	21.074	25.691	21.278	1'34.714	271,4	16:01'52.335	11	26.443	21.174	25.751	21.117	1'34.485	270,0	15:47'45.215
21	26.518	21.064	25.603	21.380	1'34.565	272,7	16:03'26.900	12	26.414	21.147	25.608	21.074	<b>1'34.243</b>	272,0	15:49'19.458
Race Time 33'11.300								13	26.440	21.216	25.642	21.169	1'34.467	271,4	15:50'53.925
Race Time 33'11.300								14	<b>26.412</b>	21.202	<b>25.559</b>	21.080	1'34.253	273,4	15:52'28.178
Race Time 33'11.300								15	26.567	21.242	25.797	21.078	1'34.684	274,1	15:54'02.862
Race Time 33'11.300								16	26.713	21.151	25.805	21.149	1'34.818	274,1	15:55'37.680
Race Time 33'11.300								17	26.700	21.159	25.764	21.201	1'34.824	<b>276,2</b>	15:57'12.504
Race Time 33'11.300								18	26.626	21.480	25.735	21.192	1'35.033	272,0	15:58'47.537
Race Time 33'11.300								19	26.708	21.528	25.846	21.227	1'35.309	270,0	16:00'22.846
Race Time 33'11.300								20	26.492	21.123	25.848	21.289	1'34.752	271,4	16:01'57.598
Race Time 33'11.300								21	26.530	21.413	25.790	21.289	1'35.022	272,7	16:03'32.620
Race Time 33'11.300								Race Time 33'17.020							

**12° 97 X. VIERGE [1'34.170]**

Lap	Seg1	Seg2	Seg3	Seg4	Lap Time	km/h	Local Time
1		21.627	25.741	21.140	1'41.204	<b>273,4</b>	15:31'56.804
2	26.833	21.278	25.766	21.232	1'35.109	272,0	15:33'31.913
3	26.301	21.320	25.562	21.110	1'34.293	272,0	15:35'06.206
4	<b>26.258</b>	21.349	25.679	21.105	1'34.391	270,0	15:36'40.597
5	26.335	21.327	<b>25.520</b>	21.109	1'34.291	271,4	15:38'14.888
6	26.395	21.382	25.708	21.262	1'34.747	272,7	15:39'49.635
7	26.518	21.302	25.644	21.032	1'34.496	272,0	15:41'24.131
8	26.337	21.292	25.547	<b>21.012</b>	1'34.188	270,7	15:42'58.319
9	26.317	21.208	25.652	21.074	1'34.251	271,4	15:44'32.570
10	26.651	21.535	25.949	21.239	1'35.374	269,3	15:46'07.944
11	26.574	21.247	25.585	21.224	1'34.630	272,0	15:47'42.574
12	26.495	21.285	25.600	20.996	1'34.376C	272,0	15:49'16.950
13	26.439	21.318	25.625	21.322	1'34.704	272,0	15:50'51.654
14	26.358	<b>21.181</b>	25.599	21.032	<b>1'34.170</b>	270,7	15:52'25.824
15	26.417	21.250	25.605	21.058	1'34.330	270,7	15:54'00.154
16	26.428	21.228	25.701	21.100	1'34.457C	271,4	15:55'34.611
17	26.506	21.190	25.692	21.236	1'34.624	271,4	15:57'09.235
18	26.512	21.195	25.670	21.213	1'34.590	272,0	15:58'43.825
19	26.530	21.210	25.811	21.206	1'34.757	271,4	16:00'18.582
20	26.481	21.437	25.787	21.331	1'35.036	270,7	16:01'53.618
21	26.576	21.470	26.137	21.402	1'35.585	267,3	16:03'29.203
Race Time 33'13.603							

**15° 35 S. CHANTRA [1'34.531]**

Lap	Seg1	Seg2	Seg3	Seg4	Lap Time	km/h	Local Time
1		22.360	26.010	21.393	1'43.583	270,0	15:31'59.183
2	26.527	21.529	25.747	21.276	1'35.079	<b>271,4</b>	15:33'34.262
3	26.514	21.521	<b>25.615</b>	21.404	1'35.054	270,0	15:35'09.316
4	26.462	21.643	25.692	21.309	1'35.106	270,0	15:36'44.422
5	26.437	21.379	25.763	21.200	1'34.779C	268,0	15:38'19.201
6	26.407	21.379	25.695	21.188	1'34.669C	268,0	15:39'53.870
7	26.412	21.348	25.695	21.378	1'34.833	268,0	15:41'28.703
8	<b>26.316</b>	21.349	25.820	21.164	1'34.649	268,0	15:43'03.352
9	26.338	21.334	25.791	<b>21.107</b>	1'34.570	268,0	15:44'37.922
10	26.331	21.283	25.695	21.222	<b>1'34.531</b>	267,3	15:46'12.453
11	26.469	21.284	25.813	21.340	1'34.906	267,3	15:47'47.359
12	26.444	<b>21.261</b>	25.842	21.360	1'34.907	268,0	15:49'22.266
13	26.447	21.435	25.903	21.397	1'35.182	266,7	15:50'57.448
14	26.487	21.427	25.976	21.412	1'35.302	267,3	15:52'32.750
15	26.642	21.676	26.041	21.364	1'35.723	266,0	15:54'08.473
16	26.482	21.397	25.829	21.330	1'35.038	266,0	15:55'43.511
17	26.454	21.424	25.885	21.395	1'35.158	266,0	15:57'18.669
18	26.515	21.413	25.991	21.483	1'35.402	265,4	15:58'54.071
19	26.504	21.433	25.953	21.441	1'35.331C	266,0	16:00'29.402
20	26.633	21.353	26.033	21.428	1'35.447	266,7	16:02'04.849
21	26.601	21.407	26.368	21.635	1'36.011	266,0	16:03'40.860
Race Time 33'25.260							

**13° 46 T. BRIDEWELL [1'34.231]**

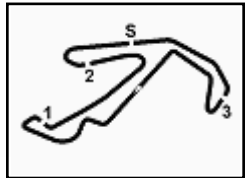
Lap	Seg1	Seg2	Seg3	Seg4	Lap Time	km/h	Local Time
1		21.882	25.642	21.217	1'41.983	<b>274,8</b>	15:31'57.583
2	26.463	21.638	25.648	21.105	1'34.854	272,0	15:33'32.437
3	<b>26.378</b>	21.460	25.529	21.103	1'34.470	273,4	15:35'06.907
4	26.455	21.388	<b>25.471</b>	21.064	1'34.378	272,0	15:36'41.285
5	26.395	21.361	25.514	21.100	1'34.370	272,0	15:38'15.655
6	26.329	21.322	25.515	21.125	1'34.291C	272,0	15:39'49.946
7	26.662	21.395	25.856	21.124	1'35.037	272,7	15:41'24.983
8	26.401	21.263	25.516	21.051	<b>1'34.231</b>	<b>274,8</b>	15:42'59.214
9	26.413	21.258	25.566	21.113	1'34.350	272,0	15:44'33.564
10	26.393	21.295	25.693	21.148	1'34.529	273,4	15:46'08.093
11	26.674	21.319	25.535	21.037	1'34.565	271,4	15:47'42.658
12	26.650	21.314	25.521	21.115	1'34.600	272,7	15:49'17.258
13	26.512	21.315	25.507	21.141	1'34.475	272,0	15:50'51.733
14	26.681	21.501	25.716	21.104	1'35.002	270,0	15:52'26.735
15	26.510	21.352	25.663	<b>21.028</b>	1'34.553	270,7	15:54'01.288
16	26.546	21.258	25.822	21.075	1'34.701	269,3	15:55'35.989
17	26.523	21.328	25.748	21.221	1'34.820	269,3	15:57'10.809
18	26.614	21.298	25.824	21.153	1'34.889	270,0	15:58'45.698
19	26.512	<b>21.254</b>	25.871	21.112	1'34.749	269,3	16:00'20.447
20	26.510	21.322	27.786	21.241	1'36.859	268,0	16:01'57.306
21	26.621	21.423	25.871	21.337	1'35.252	269,3	16:03'32.558
Race Time 33'16.958							

**16° 54 B. SOFUOGLU [1'34.791]**

Lap	Seg1	Seg2	Seg3	Seg4	Lap Time	km/h	Local Time
1		22.313	26.115	21.281	1'43.295	268,7	15:31'58.895
2	<b>26.388</b>	21.540	25.857	21.289	1'35.074	266,7	15:33'33.969
3	26.549	21.431	25.761	21.256	1'34.997	267,3	15:35'08.966
4	26.599	21.432	26.034	21.533	1'35.598	<b>269,3</b>	15:36'44.564
5	26.588	21.544	25.704	21.267	1'35.103C	268,0	15:38'19.667
6	<b>26.388</b>	21.449	25.832	21.177	1'34.846C	268,0	15:39'54.513
7	26.480	21.423	<b>25.662</b>	<b>21.226</b>	<b>1'34.791</b>	267,3	15:41'29.304
8	26.452	<b>21.354</b>	25.813	21.303	1'34.922	268,0	15:43'04.226
9	26.534	21.401	25.837	21.247	1'35.019	266,7	15:44'39.245
10	26.519	21.378	25.892	21.369	1'35.158	266,0	15:46'14.403
11	26.587	21.537	25.720	21.303	1'35.147	267,3	15:47'49.550
12	26.604	21.435	25.893	21.336	1'35.268	267,3	15:49'24.818
13	26.712	21.407	25.935	21.405	1'35.459	267,3	15:51'00.277
14	26.686	21.469	25.894	21.360	1'35.409	266,7	15:52'35.686
15	26.682	21.493	25.852	21.352	1'35.379	266,7	15:54'11.065
16	26.586	21.591	25.947	21.364	1'35.488	268,0	15:55'46.553
17	26.775	21.486	25.895	21.385	1'35.541	267,3	15:57'22.094
18	26.723	21.490	25.892	21.536	1'35.641	267,3	15:58'57.735
19	26.755	21.509	26.334	21.568	1'36.166C	268,7	16:00'33.901

**14° 31 G. GERLOFF [1'34.243]**

Lap	Seg1	Seg2	Seg3	Seg4	Lap Time	km/h	Local Time
1		22.117	25.876	<b>21.070</b>	1'42.434		



## Pirelli Emilia-Romagna Round, 12-14 June 2026

### Chronological Analysis Race 1

Misano Circuit Sic 58 4.226 m

Start at 15:30'15.600

4 / 4

20	26.764	21.499	25.959	21.373	1'35.595	266,7	16:02'09.496	13	26.356	21.194	25.563	21.268	1'34.381	268,0	15:50'49.993
21	26.807	21.460	26.219	21.580	1'36.066	265,4	16:03'45.562	14	26.367	21.170	26.260	21.225	1'35.022	268,7	15:52'25.015
								15	26.389	21.206	25.675	21.236	1'34.506	269,3	15:53'59.521
								16	26.300	21.184	25.670	21.247	1'34.401	270,7	15:55'33.922
								17	26.373	21.157	25.582	21.277	1'34.389	268,7	15:57'08.311
								18	26.469	21.248	25.641	21.224	1'34.582	267,3	15:58'42.893
								Race Time 33'29.962							

#### 17° 13 M. RATO [1'35.367]

Lap	Seg1	Seg2	Seg3	Seg4	Lap Time	km/h	Local Time								
1		22.015	<b>25.729</b>	<b>21.352</b>	1'42.868	<b>268,7</b>	15:31'58.468								
2	<b>26.374</b>	23.912	26.103	21.481	1'37.870	262,8	15:33'36.338								
3	26.434	21.514	26.038	21.381	<b>1'35.367</b>	263,4	15:35'11.705								
4	26.483	21.490	26.079	21.355	1'35.407	263,4	15:36'47.112								
5	26.640	21.584	26.127	21.370	1'35.721C	262,8	15:38'22.833								
6	26.587	21.505	26.168	21.344	1'35.604C	260,9	15:39'58.437								
7	26.554	<b>21.478</b>	26.295	21.587	1'35.914	263,4	15:41'34.351								
8	26.692	21.525	26.240	21.487	1'35.944	262,1	15:43'10.295								
9	26.674	21.516	26.499	21.485	1'36.174	262,1	15:44'46.469								
10	26.671	21.644	26.292	21.524	1'36.131	261,5	15:46'22.600								
11	26.726	21.711	26.359	21.513	1'36.309	260,2	15:47'58.909								
12	26.783	21.668	26.504	21.554	1'36.509	260,2	15:49'35.418								
13	26.817	21.795	26.242	21.635	1'36.489	262,8	15:51'11.907								
14	27.478	21.705	26.365	21.769	1'37.317C	260,9	15:52'49.224								
15	26.844	21.607	26.315	21.685	1'36.451	260,2	15:54'25.675								
16	26.884	21.717	26.519	21.584	1'36.704	258,4	15:56'02.379								
17	26.844	22.142	26.540	21.559	1'37.085	261,5	15:57'39.464								
18	26.832	21.697	26.413	21.555	1'36.497	260,2	15:59'15.961								
19	26.863	21.739	26.581	21.528	1'36.711	259,0	16:00'52.672								
20	26.907	21.755	26.611	21.737	1'37.010	260,2	16:02'29.682								
21	27.040	21.775	26.600	22.078	1'37.493	260,2	16:04'07.175								
								Race Time 33'51.575							

#### RET 60 M. VAN DER MARK [1'34.164]

Lap	Seg1	Seg2	Seg3	Seg4	Lap Time	km/h	Local Time								
1		21.947	25.859	<b>21.089</b>	1'42.298	273,4	15:31'57.898								
2	26.338	21.495	25.871	21.386	1'35.090	<b>274,1</b>	15:33'32.988								
3	26.284	21.360	25.743	21.194	1'34.581	272,7	15:35'07.569								
4	26.340	21.342	25.789	21.164	1'34.635	270,7	15:36'42.204								
5	26.331	21.291	26.018	21.299	1'34.939	267,3	15:38'17.143								
6	26.280	21.405	25.729	21.495	1'34.909C	270,0	15:39'52.052								
7	26.217	21.362	25.719	21.287	1'34.585	269,3	15:41'26.637								
8	<b>26.145</b>	21.389	25.654	21.263	1'34.451	270,0	15:43'01.088								
9	26.199	21.229	<b>25.541</b>	21.195	<b>1'34.164</b>	270,7	15:44'35.252								
10	26.241	21.302	25.840	21.253	1'34.636	269,3	15:46'09.888								
11	26.258	<b>21.186</b>	25.712	21.250	1'34.406	269,3	15:47'44.294								
12	26.253	21.256	26.062	21.259	1'34.830	270,0	15:49'19.124								
13	26.212	21.201	25.631	21.323	1'34.367	270,0	15:50'53.491								
14	26.253	21.308	25.692	21.308	1'34.561	270,0	15:52'28.052								
15	26.433	21.235	25.790	21.277	1'34.735	270,0	15:54'02.787								
16	26.336	21.260	25.851	21.329	1'34.776	269,3	15:55'37.563								
17	26.442	21.231	25.710	21.302	1'34.685	270,0	15:57'12.248								
18	26.414	21.383	25.759	21.585	1'35.141	270,0	15:58'47.389								
19	33.617	24.404	28.901	37.964	2'04.886CP	262,1	16:00'52.275								
								Race Time 30'36.675							

#### RET 87 R. GARDNER [1'34.141]

Lap	Seg1	Seg2	Seg3	Seg4	Lap Time	km/h	Local Time
1		21.418	25.687	21.138	1'41.044	<b>271,4</b>	15:31'56.644
2	26.503	21.239	25.625	21.150	1'34.517	270,7	15:33'31.161
3	26.351	21.350	<b>25.518</b>	21.176	1'34.395	270,0	15:35'05.556
4	<b>26.207</b>	21.297	25.649	21.638	1'34.791	268,7	15:36'40.347
5	26.301	21.233	25.705	21.139	1'34.378	268,7	15:38'14.725
6	26.304	21.272	25.907	21.347	1'34.830	<b>271,4</b>	15:39'49.555
7	26.378	21.179	25.654	21.110	1'34.321	269,3	15:41'23.876
8	26.240	<b>21.152</b>	25.575	21.174	<b>1'34.141</b>	<b>271,4</b>	15:42'58.017
9	26.266	21.227	25.671	21.283	1'34.447	270,0	15:44'32.464
10	26.297	21.226	25.618	21.165	1'34.306	268,0	15:46'06.770
11	26.353	21.288	25.642	21.191	1'34.474	266,7	15:47'41.244
12	26.341	21.325	25.598	<b>21.104</b>	1'34.368	268,0	15:49'15.612

#### RET 17 R. VICKERS [1'35.105]

Lap	Seg1	Seg2	Seg3	Seg4	Lap Time	km/h	Local Time								
1			22.345	26.030	21.397	1'43.739	270,0	15:31'59.339							
2	26.534	21.491	25.906	<b>21.218</b>	1'35.149	<b>271,4</b>	15:33'34.488								
3	26.515	21.479	<b>25.811</b>	45.529	1'59.334C	<b>271,4</b>	15:35'33.822								
4	26.857	21.576	26.022	21.380	1'35.835	264,7	15:37'09.657								
5	26.374	21.297	26.175	21.315	1'35.161C	266,0	15:38'44.818								
6	26.514	21.276	26.025	21.361	1'35.176C	266,0	15:40'19.994								
7	26.482	<b>21.289</b>	26.327	21.330	1'35.428	263,4	15:41'55.422								
8	26.430	21.345	25.998	21.476	1'35.249	264,1	15:43'30.671								
9	<b>26.340</b>	21.318	26.202	21.245	<b>1'35.105</b>	266,7	15:45'05.776								
10	26.393	21.384	26.150	21.253	1'35.180	266,7	15:46'40.956								
								Race Time 16'25.356							

#### RET 14 S. LOWES [1'33.614]

Lap	Seg1	Seg2	Seg3	Seg4	Lap Time	km/h	Local Time								
1			21.384	25.513	21.019	1'40.132	<b>275,5</b>	15:31'55.732							
2	26.566	21.075	<b>25.247</b>	<b>20.778</b>	1'33.666	273,4	15:33'29.398								
3	26.371	21.031	25.434	20.884	1'33.720	272,0	15:35'03.118								
4	<b>26.210</b>	21.333	25.336	20.988	1'33.867	272,0	15:36'36.985								
5	26.262	<b>21.017</b>	25.391	20.944	<b>1'33.614</b>	271,4	15:38'10.599								
								Race Time 7'54.999							

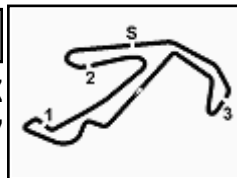
#### RET 34 L. BALDASSARRI [1'33.291]

Lap	Seg1	Seg2	Seg3	Seg4	Lap Time	km/h	Local Time								
1			21.210	25.511	<b>20.812</b>	1'39.008	<b>274,8</b>	15:31'54.608							
2	<b>26.057</b>	21.056	25.338	20.858	1'33.309	273,4	15:33'27.917								
3	26.181	21.108	25.485	20.814	1'33.588	270,7	15:35'01.505								
4	26.166	<b>20.994</b>	<b>25.303</b>	20.828	<b>1'33.291</b>	269,3	15:36'34.796								
								Race Time 6'19.196							

13/06/2026 P = Pits In/Out - C = Lap Time Cancelled

These data/results cannot be reproduced, stored and/or transmitted in whole or in part by any manner of electronic, mechanical, photocopying, recording, broadcasting or otherwise now known or herein after developed without the previous express consent by the copyright owner, except for reproduction in daily press and regular printed publications on sale to the public within 60 days of the event related to those data/results and always provided that copyright symbol appears together as follows below.

© DORNA WSBK ORGANIZATION Srl 2026



## Pirelli Emilia-Romagna Round, 12-14 June 2026

### Best Laps & Speeds

No.	Rider Bike	Nat	Best Lap		FP1		FP2		FP3		SP		RC1				
			LL	SPD	LL	SPD	LL	SPD	LL	SPD	LL	SPD	LL	SPD			
1	<b>11 N. BULEGA</b> Ducati Panigale V4R	ITA	<b>1'31.343</b>		1'32.733		1'32.235		1'31.986		<b>1'31.343</b>		1'32.552				
			81	274,8	20	274,1	21	273,4	11	<b>274,8</b>	8	272,7	21	271,4			
2	<b>7 I. LECUONA</b> Ducati Panigale V4R	ESP	<b>1'31.570</b>		1'32.792		1'32.401		1'32.482		<b>1'31.570</b>		1'32.835				
			82	277,6	20	276,2	20	276,2	12	<b>277,6</b>	9	273,4	21	274,1			
3	<b>14 S. LOWES</b> Ducati Panigale V4R	GBR	<b>1'31.929</b>		1'33.039		1'32.904		<b>1'31.929</b>		1'32.627		1'33.614				
			62	275,5	20	272,0	21	272,7	12	274,8	4	272,0	5	<b>275,5</b>			
4	<b>5 Y. MONTELLA</b> Ducati Panigale V4R	ITA	<b>1'31.975</b>		1'33.115		1'32.811		<b>1'31.975</b>		1'32.053		1'33.182				
			85	274,8	22	272,0	24	272,0	11	<b>274,8</b>	7	272,7	21	271,4			
5	<b>22 A. LOWES</b> bimota KB998 Rimini	GBR	<b>1'32.000</b>		1'33.687		1'33.102		1'32.262		<b>1'32.000</b>		1'33.420				
			76	274,1	17	270,0	21	270,7	10	<b>274,1</b>	7	269,3	21	272,0			
6	<b>34 L. BALDASSARRI</b> Ducati Panigale V4R	ITA	<b>1'32.218</b>		1'33.334		1'33.255		1'32.408		<b>1'32.218</b>		1'33.291				
			67	275,5	21	272,7	23	274,1	11	<b>275,5</b>	8	274,1	4	274,8			
7	<b>67 A. SURRA</b> Ducati Panigale V4R	ITA	<b>1'32.305</b>		1'33.135		1'33.014		1'32.648		<b>1'32.305</b>		1'33.700				
			76	274,1	19	<b>274,1</b>	17	271,4	12	272,7	7	272,7	21	272,7			
8	<b>47 A. BASSANI</b> bimota KB998 Rimini	ITA	<b>1'32.409</b>		1'33.637		1'33.003		1'32.572		<b>1'32.409</b>		1'33.318				
			76	274,8	17	271,4	22	272,0	9	272,0	7	271,4	21	<b>274,8</b>			
9	<b>55 A. LOCATELLI</b> Yamaha YZF R1	ITA	<b>1'32.579</b>		1'34.051		1'33.609		1'33.054		<b>1'32.579</b>		1'33.908				
			72	274,1	16	<b>274,1</b>	18	269,3	10	272,0	7	272,7	21	272,0			
10	<b>46 T. BRIDEWELL</b> Ducati Panigale V4R	GBR	<b>1'32.584</b>		1'34.196		1'33.518		1'33.270		<b>1'32.584</b>		1'34.231				
			72	275,5	17	273,4	17	272,7	12	<b>275,5</b>	5	274,1	21	274,8			
11	<b>88 M. OLIVEIRA</b> BMW M 1000 RR	POR	<b>1'32.637</b>		1'34.125		1'33.645		1'33.041		<b>1'32.637</b>		1'33.682				
			74	278,4	18	274,1	18	274,8	10	276,2	7	275,5	21	<b>278,4</b>			
12	<b>95 T. MACKENZIE</b> Ducati Panigale V4R	GBR	<b>1'32.682</b>		1'33.792		1'33.328		1'34.405		<b>1'32.682</b>		1'34.029				
			69	275,5	18	274,8	20	273,4	2	273,4	8	<b>275,5</b>	21	<b>275,5</b>			
13	<b>87 R. GARDNER</b> Yamaha YZF R1	AUS	<b>1'32.790</b>		1'33.679		1'33.564		1'33.213		<b>1'32.790</b>		1'34.141				
			73	272,0	19	<b>272,0</b>	19	267,3	10	<b>272,0</b>	7	271,4	18	271,4			
14	<b>97 X. VIERGE</b> Yamaha YZF R1	ESP	<b>1'32.799</b>		1'33.446		1'33.431		1'33.003		<b>1'32.799</b>		1'34.170				
			75	274,1	19	<b>274,1</b>	19	270,0	9	273,4	7	<b>274,1</b>	21	273,4			
15	<b>62 S. MANZI</b> Yamaha YZF R1	ITA	<b>1'32.803</b>		1'34.106		1'33.600		1'33.630		<b>1'32.803</b>		1'33.991				
			77	270,7	17	<b>270,7</b>	19	268,7	12	270,0	8	268,0	21	270,0			
16	<b>60 M. VAN DER MARK</b> BMW M 1000 RR	NED	<b>1'32.823</b>		1'34.092		1'33.827		1'33.838		<b>1'32.823</b>		1'34.164				
			78	278,4	20	274,1	21	271,4	11	<b>278,4</b>	7	274,1	19	274,1			
17	<b>31 G. GERLOFF</b> Kawasaki ZX-10RR	USA	<b>1'33.020</b>		1'33.640		1'33.657		<b>1'33.020</b>				1'34.243				
			66	276,2	17	273,4	19	269,3	9	274,1		270,0	21	<b>276,2</b>			
18	<b>19 A. BAUTISTA</b> Ducati Panigale V4R	ESP	<b>1'33.120</b>		1'33.919		1'33.554		1'33.337		<b>1'33.120</b>		1'34.051				
			80	279,1	20	277,6	20	274,1	12	276,2	7	273,4	21	<b>279,1</b>			
19	<b>13 M. RATO</b> Yamaha YZF R1	ITA	<b>1'33.387</b>		1'35.543		1'35.560		1'34.308		<b>1'33.387</b>		1'35.367				
			78	272,7	18	270,0	20	267,3	10	<b>272,7</b>	9	269,3	21	268,7			
20	<b>54 B. SOFUOGLU</b> Yamaha YZF R1	TUR	<b>1'33.393</b>		1'34.549		1'34.470		<b>1'33.393</b>		1'33.464		1'34.791				
			89	273,4	23	269,3	24	270,0	12	<b>273,4</b>	9	272,0	21	269,3			
21	<b>35 S. CHANTRA</b> Honda CBR1000RR-R SP	THA	<b>1'33.403</b>		1'34.356		1'34.002				<b>1'33.403</b>		1'34.531				
			75	272,0	22	268,7	20	268,0	4	270,0	8	<b>272,0</b>	21	271,4			
22	<b>17 R. VICKERS</b> Honda CBR1000RR-R SP	GBR	<b>1'34.094</b>		1'35.362		1'34.693		1'34.745		<b>1'34.094</b>		1'35.105				
			57	271,4	17	<b>271,4</b>	21	270,7	1	269,3	8	270,0	10	<b>271,4</b>			

13/06/2026

These data/results cannot be reproduced, stored and/or transmitted in whole or in part by any manner of electronic, mechanical, photocopying, recording, broadcasting or otherwise now known or herein after developed without the previous express consent by the copyright owner, except for reproduction in daily press and regular printed publications on sale to the public within 60 days of the event related to those data/results and always provided that copyright symbol appears together as follows below.

© DORNA WSBK ORGANIZATION Srl 2026

FICR PERUGIA TIMING



## Pirelli Emilia-Romagna Round, 12-14 June 2026

### Fastest Laps Race 1

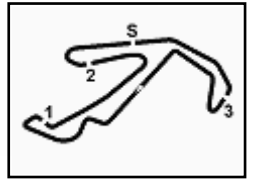
Misano Circuit Sic 58 4.226 m

No.	Rider	Nat	Team	Bike	Class	Lap	Time	Gap
1	<b>11</b> N. <b>BULEGA</b>	ITA	Aruba.it Racing - Ducati	Ducati Panigale V4R		5	<b>1'32.552</b>	
2	<b>7</b> I. <b>LECUONA</b>	ESP	Aruba.it Racing - Ducati	Ducati Panigale V4R		4	<b>1'32.835</b>	0.283
3	<b>5</b> Y. <b>MONTELLA</b>	ITA	Barni Spark Racing Team	Ducati Panigale V4R	IND	3	<b>1'33.182</b>	0.630
4	<b>34</b> L. <b>BALDASSARRI</b>	ITA	Team Goeleven	Ducati Panigale V4R	IND	4	<b>1'33.291</b>	0.739
5	<b>47</b> A. <b>BASSANI</b>	ITA	bimota by Kawasaki Racing Team	bimota KB998 Rimini		3	<b>1'33.318</b>	0.766
6	<b>22</b> A. <b>LOWES</b>	GBR	bimota by Kawasaki Racing Team	bimota KB998 Rimini		3	<b>1'33.420</b>	0.868
7	<b>14</b> S. <b>LOWES</b>	GBR	ELF Marc VDS Racing Team	Ducati Panigale V4R	IND	5	<b>1'33.614</b>	1.062
8	<b>88</b> M. <b>OLIVEIRA</b>	POR	ROKiT BMW Motorrad WorldSBK Team	BMW M 1000 RR		9	<b>1'33.682</b>	1.130
9	<b>67</b> A. <b>SURRA</b>	ITA	Motocorsa Racing	Ducati Panigale V4R	IND	4	<b>1'33.700</b>	1.148
10	<b>55</b> A. <b>LOCATELLI</b>	ITA	Pata Maxus Yamaha	Yamaha YZF R1		9	<b>1'33.908</b>	1.356
11	<b>62</b> S. <b>MANZI</b>	ITA	GYTR GRT Yamaha WorldSBK Team	Yamaha YZF R1		10	<b>1'33.991</b>	1.439
12	<b>95</b> T. <b>MACKENZIE</b>	GBR	MGM Optical Express Racing	Ducati Panigale V4R	IND	3	<b>1'34.029</b>	1.477
13	<b>19</b> A. <b>BAUTISTA</b>	ESP	Barni Spark Racing Team	Ducati Panigale V4R	IND	12	<b>1'34.051</b>	1.499
14	<b>87</b> R. <b>GARDNER</b>	AUS	GYTR GRT Yamaha WorldSBK Team	Yamaha YZF R1		8	<b>1'34.141</b>	1.589
15	<b>60</b> M. <b>VAN DER MARK</b>	NED	ROKiT BMW Motorrad WorldSBK Team	BMW M 1000 RR		9	<b>1'34.164</b>	1.612
16	<b>97</b> X. <b>VIERGE</b>	ESP	Pata Maxus Yamaha	Yamaha YZF R1		14	<b>1'34.170</b>	1.618
17	<b>46</b> T. <b>BRIDEWELL</b>	GBR	Superbike Advocates	Ducati Panigale V4R	IND	8	<b>1'34.231</b>	1.679
18	<b>31</b> G. <b>GERLOFF</b>	USA	Kawasaki WorldSBK Team	Kawasaki ZX-10RR		12	<b>1'34.243</b>	1.691
19	<b>35</b> S. <b>CHANTRA</b>	THA	Honda HRC	Honda CBR1000RR-R SP		10	<b>1'34.531</b>	1.979
20	<b>54</b> B. <b>SOFUOGLU</b>	TUR	Motoxracing WorldSBK Team	Yamaha YZF R1	IND	7	<b>1'34.791</b>	2.239
21	<b>17</b> R. <b>VICKERS</b>	GBR	Honda HRC	Honda CBR1000RR-R SP		9	<b>1'35.105</b>	2.553
22	<b>13</b> M. <b>RATO</b>	ITA	Motoxracing WorldSBK Team	Yamaha YZF R1	IND	3	<b>1'35.367</b>	2.815

13/06/2026

These data/results cannot be reproduced, stored and/or transmitted in whole or in part by any manner of electronic, mechanical, photocopying, recording, broadcasting or otherwise now known or herein after developed without the previous express consent by the copyright owner, except for reproduction in daily press and regular printed publications on sale to the public within 60 days of the event related to those data/results and always provided that copyright symbol appears together as follows below.

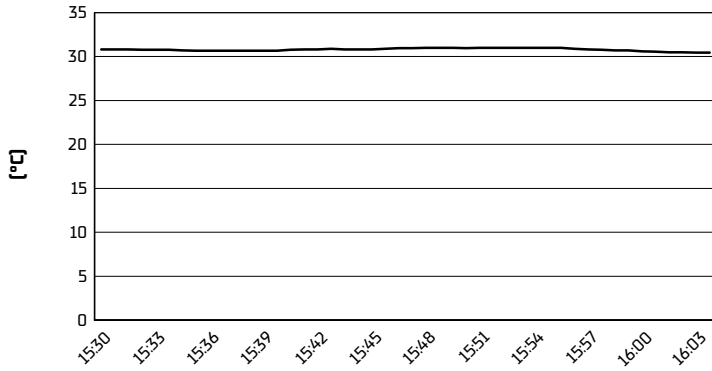
© DORNA WSBK ORGANIZATION Srl 2026



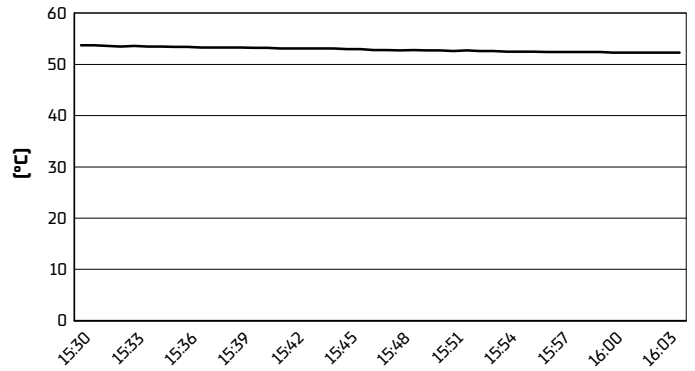
**Pirelli Emilia-Romagna Round, 12-14 June 2026**  
**Weather Report Race 1**

Session started 15:30 - Session ended 16:04

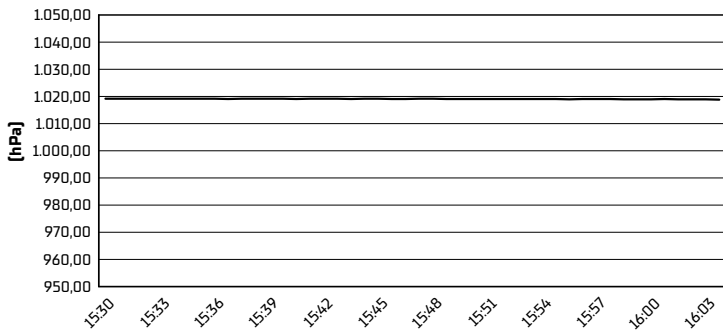
**Air Temperature**



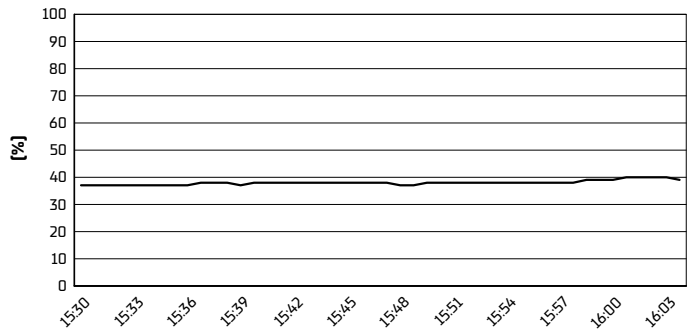
**Track Temperature**



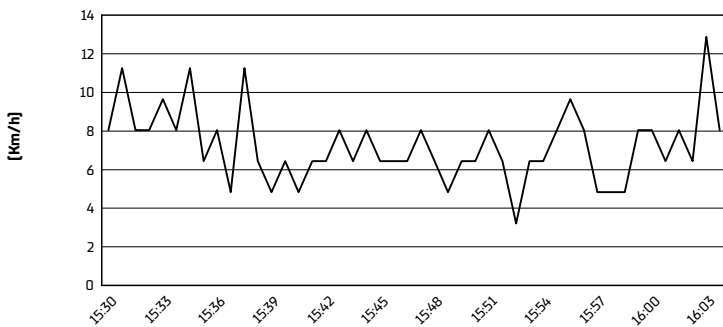
**Air Pressure**



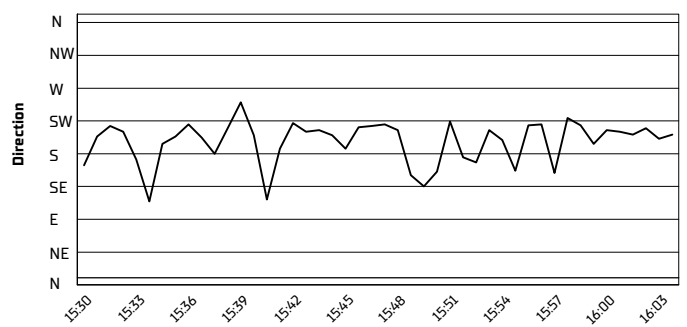
**Humidity**



**Wind Speed**



**Wind Direction**



13/06/2026

These data/results cannot be reproduced, stored and/or transmitted in whole or in part by any manner of electronic, mechanical, photocopying, recording, broadcasting or otherwise now known or herein after developed without the previous express consent by the copyright owner, except for reproduction in daily press and regular printed publications on sale to the public within 60 days of the event related to those data/results and always provided that copyright symbol appears together as follows below.

© DORNA WSBK ORGANIZATION Srl 2026