

Donington Park 4.023 m

Prosecco DOC UK Round, 10-12 July 2026 Results Race 1

Laps 23 = 92,529 Km - Time of Race 32'58.594 - Avg. 168,354 km/h

1 / 2

Pos	Grid	No. Rider	Nat	Team	Bike	Class	LL	Gap	Rel.	Fastest Lap	Speed	Qualifying	Speed
1	2	7 I. LECUONA	ESP	Aruba.it Racing - Ducati	Ducati Panigale V4R		23			1'25.520	276,9	1'24.462	276,2
2	1	11 N. BULEGA	ITA	Aruba.it Racing - Ducati	Ducati Panigale V4R		23	0.165	0.165	1'25.491	279,1	1'24.410	276,2
3	3	5 Y. MONTELLA	ITA	Barni Spark Racing Team	Ducati Panigale V4R	IND	23	6.711	6.546	1'25.567	279,1	1'24.608	275,5
4	4	14 S. LOWES	GBR	ELF Marc VDS Racing Team	Ducati Panigale V4R	IND	23	11.668	4.957	1'25.767	276,9	1'24.708	278,4
5	9	46 T. BRIDEWELL	GBR	Superbike Advocates	Ducati Panigale V4R	IND	23	14.272	2.604	1'25.758	277,6	1'25.396	274,8
6	6	34 L. BALDASSARRI	ITA	Team GoEleven	Ducati Panigale V4R	IND	23	16.830	2.558	1'26.012	275,5	1'25.314	276,2
7	7	22 A. LOWES	GBR	bimota by Kawasaki Racing Team	bimota KB998 Rimini		23	17.269	0.439	1'26.058	274,8	1'25.373	272,7
8	11	31 G. GERLOFF	USA	Kawasaki WorldSBK Team	Kawasaki ZX-10RR		23	22.662	5.393	1'26.320	279,1	1'25.468	274,8
9	8	47 A. BASSANI	ITA	bimota by Kawasaki Racing Team	bimota KB998 Rimini		23	24.127	1.465	1'26.417	276,9	1'25.395	274,1
10	5	97 X. VIERGE	ESP	Pata Maxus Yamaha	Yamaha YZF R1		23	26.842	2.715	1'26.323	274,8	1'25.240	274,8
11	12	88 M. OLIVEIRA	POR	ROKIT BMW Motorrad WorldSBK Team	BMW M 1000 RR		23	28.689	1.847	1'26.367	277,6	1'25.480	276,9
12	21	87 R. GARDNER	AUS	GYTR GRT Yamaha WorldSBK Team	Yamaha YZF R1		23	30.693	2.004	1'26.769	274,8		271,4
13	14	55 A. LOCATELLI	ITA	Pata Maxus Yamaha	Yamaha YZF R1		23	30.866	0.173	1'26.802	276,2	1'25.663	271,4
14	15	19 A. BAUTISTA	ESP	Barni Spark Racing Team	Ducati Panigale V4R	IND	23	33.631	2.765	1'26.594	281,3	1'25.735	276,2
15	13	9 D. PETRUCCI	ITA	ROKIT BMW Motorrad WorldSBK Team	BMW M 1000 RR		23	36.349	2.718	1'26.952	277,6	1'25.552	274,8
16	19	62 S. MANZI	ITA	GYTR GRT Yamaha WorldSBK Team	Yamaha YZF R1		23	38.226	1.877	1'26.885	274,8	1'26.374	270,7
17	18	54 B. SOFUOGLU	TUR	Motoxracing WorldSBK Team	Yamaha YZF R1	IND	23	40.228	2.002	1'27.065	272,0	1'25.921	273,4
18	17	96 J. DIXON	GBR	Honda HRC	Honda CBR1000RR-R SP		23	40.995	0.767	1'26.882	274,1	1'25.817	270,7
19	20	13 M. RATO	ITA	Motoxracing WorldSBK Team	Yamaha YZF R1	IND	23	47.244	6.249	1'27.040	272,0	1'26.403	271,4
20	16	35 S. CHANTRA	THA	Honda HRC	Honda CBR1000RR-R SP		23	58.659	11.415	1'26.934	274,1	1'25.747	274,1
-----Not Classified-----													
RET	10	65 J. REA	GBR	Honda HRC	Honda CBR1000RR-R SP		19	4 Laps		1'26.831	275,5	1'25.429	273,4

AIR	Humidity:	53%	Temp:	26°C
TRACK	Condition:	Dry	Temp:	42°C

Records	Pole (SP)	2026	N.Bulega	1'24.410	171,577 Km/h
	Race (RC2)	2024	T.Razgatlioglu	1'25.597	169,198 Km/h
	All Times (SP)	2026	N.Bulega	1'24.410	171,577 Km/h
	Race Fastest Lap	[New Record]	Lap 12	N.Bulega	1'25.491

LAP LEADERS					
No. Rider	From	To	Laps	Total	
7 I. LECUONA	1	23	23	23	

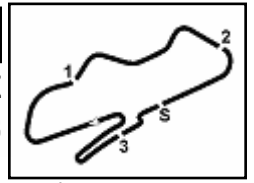
TOTAL LEADER LAPS		
No. Rider	Laps	
11 N. BULEGA	334	
7 I. LECUONA	40	
5 Y. MONTELLA	3	
14 S. LOWES	3	

11/07/2026 Start 15:30 End 16:06 The results are provisional until the end of the time limit for protests and appeals and the completion of the technical checks.

Clerk Of The Course: **Stuart Higgs**
Publication Time: **16:10**

These data/results cannot be reproduced, stored and/or transmitted in whole or in part by any manner of electronic, mechanical, photocopying, recording, broadcasting or otherwise now known or herein after developed without the previous express consent by the copyright owner, except for reproduction in daily press and regular printed publications on sale to the public within 60 days of the event related to those data/results and always provided that copyright symbol appears together as follows below.

© DORNA WSBK ORGANIZATION Srl 2026



Prosecco DOC UK Round, 10-12 July 2026 Results Race 1

Race Highlights

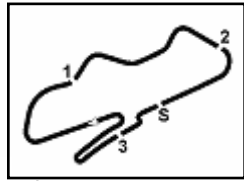
Time	No. Rider	Description
15.10.00		Sighting Lap Started
15.27.52		Warm Up Lap Started
15.30.21		Start of Session
15.31.41		No Jump Starts
15.36.09	19 A. BAUTISTA	#19 On Asphalt - Rejoined - Turn 11
15.37.58	5 Y. MONTELLA	#5 Lap Time Cancelled [1'26.140] - Exceeded Track Limits - Turn 10
15.39.10	7 I. LECUONA	#7 Lap Time Cancelled [1'25.629] - Exceeded Track Limits - Turn 9
15.39.38	5 Y. MONTELLA	#5 Lap Time Cancelled [1'25.817] - Exceeded Track Limits - Turn 9
15.40.29	7 I. LECUONA	#7 Lap Time Cancelled [1'25.583] - Exceeded Track Limits - Turn 9
15.43.22	47 A. BASSANI	#47 Lap Time Cancelled [1'27.226] - Exceeded Track Limits - Turn 9
15.44.19	47 A. BASSANI	#47 Course Cutting at Turn 9 Under Investigation
15.45.03	47 A. BASSANI	#47 Course Cutting at Turn 9 - No Further Action
15.46.26	13 M. RATO	#13 Lap Time Cancelled [1'29.415] - Exceeded Track Limits - Turn 9
15.46.40	13 M. RATO	#13 Course Cutting at Turn 9 Under Investigation
15.47.16	13 M. RATO	#13 Course Cutting at Turn 9 - No Further Action
15.49.18	46 T. BRIDEWELL	#46 Lap Time Cancelled [1'26.218] - Exceeded Track Limits - Turn 10
15.49.20	96 J. DIXON	#96 Lap Time Cancelled [1'31.122] - Exceeded Track Limits - Turn 9
15.49.31	96 J. DIXON	#96 Course Cutting at Turn 9 Under Investigation
15.50.19	96 J. DIXON	#96 Course Cutting at Turn 9 - No Further Action
15.51.54		2/3 of Race Distance Completed
15.53.41	22 A. LOWES	#22 Lap Time Cancelled [1'26.884] - Exceeded Track Limits - Turn 10
15.56.52	22 A. LOWES	#22 Lap Time Cancelled [1'26.942] - Exceeded Track Limits - Turn 10
15.58.00	9 D. PETRUCCI	#9 Lap Time Cancelled [1'28.775] - Exceeded Track Limits - Turn 9
15.58.13	65 J. REA	#65 Entered Pit Lane
15.58.19	9 D. PETRUCCI	#9 Course Cutting at Turn 9 Under Investigation
15.58.47	65 J. REA	#65 Retired
15.59.06	5 Y. MONTELLA	#5 Lap Time Cancelled [1'26.233] - Exceeded Track Limits - Turn 9
15.59.19	5 Y. MONTELLA	#5 Track Limits Warning
15.59.38	9 D. PETRUCCI	#9 Course Cutting at Turn 9 - No Further Action
16.02.52	35 S. CHANTRA	#35 On the Gravel - Rejoined - Turn 1
16.03.45		Podium Confirmed
16.04.25	11 N. BULEGA	#11 WorldSBK Pirelli Best Lap Award Winner
16.07.13		End of Session

11/07/2026 15:30 16:06 The results are provisional until the end of the time limit for protests and appeals and the completion of the technical checks.

Clerk Of The Course: **Stuart Higgs**
Publication Time: **16:10**

These data/results cannot be reproduced, stored and/or transmitted in whole or in part by any manner of electronic, mechanical, photocopying, recording, broadcasting or otherwise now known or herein after developed without the previous express consent by the copyright owner, except for reproduction in daily press and regular printed publications on sale to the public within 60 days of the event related to those data/results and always provided that copyright symbol appears together as follows below.

© DORNA WSBK ORGANIZATION Srl 2026



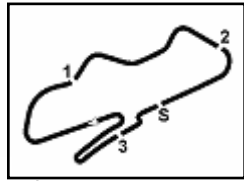
Prosecco DOC UK Round, 10-12 July 2026 Riders Standings

Rider	Points	Points From First	Points From Previous	February 22	March 29	April 19	May 3	May 17	May 31	June 14	July 12	September 6	September 27	October 11	October 18			
				PHILLIP ISLAND	PORTIMAO	ASSEN	BALATON	MOST	ARAGON	MISANO	DONINGTON	MAGNY-COURS	CREMONA	ESTORIL	JEREZ			
1 BULEGA Nicolo [ITA]	454			25 25 12 12	25 25 12 12	25 25 12 12	25 25 12 12	25 25 12 12	25 25 12 12	25 25 12 12	20							
2 LECUONA Iker [ESP]	338	116		10 8 1	20 20 9	20 20 9	20 20 9	20 20 9	20 20 9	20 20 9	25							
3 MONTELLA Yari [ITA]	186	268	152	20 6	4	5 11 2	13 16 5	16 16 7	9 1	16 16 7	16							
4 LOWES Alex [GBR]	165	289	21	9 7	13 13 6	11 5 5	10 3	9 9 1	13 13 5	11 13	9							
5 LOWES Sam [GBR]	161	293	4	11 5	11 11 5	16 16 7	7 10	4	16 16 7	6	13							
6 BASSANI Axel [ITA]	135	319	26	13 20 9	8 8 2	4 3		11 8	8 11 4	13 6	7							
7 BALDASSARRI Lorenzo [ITA]	133	321	2	16 7 2	5 10	8 10	13 7	10 13 6	10	1	10							
8 OLIVEIRA Miguel [POR]	102	352	31	8 9	16 16 7	9 4	16			8 4	5							
9 BAUTISTA Alvaro [ESP]	101	353	1	16 3	7 1	13 13 6	11 5 6		9 2	7	2							
10 GERLOFF Garrett [USA]	99	355	2	5 6 4	9		3 11 2	13 11 4	7 10	2 4	8							
11 SURRA Alberto [ITA]	95	359	4	7 4	1	1	8 9 4	7 10 5	2 8 6	10 10 3								
12 LOCATELLI Andrea [ITA]	94	360	1	3 11	4 7	10 8 1	9	8 7	3	9 9 2	3							
13 MACKENZIE Tarran [GBR]	81	373	13	4 13	2	7 6	4 8 1	5 3	6 5	5 11 1								
14 VIERGE Xavi [ESP]	71	383	10		10 2 3	6 9 4	6 4	4 5	3	4 5	6							
15 BRIDEWELL Thomas [GBR]	56	398	15		3	3	2	3 6 2	11 7 3	3 2	11							
16 PETRUCCI Danilo [ITA]	47	407	9	6 10	6 9	7 3	5				1							
17 GARDNER Remy [AUS]	42	412	5	3	3 6	2 2	7	1 2	4	8	4							
18 MANZI Stefano [ITA]	34	420	8	2	5	1	1 6	6 1	4 2	6								
19 VAN DER MARK Michael [NED]	23	431	11					2 3	5 6	7								
20 CHANTRA Somkiat [THA]	8	446	15		1		1		1 1	1 3								
21 NAGASHIMA Tetsuta [JPN]	7	447	1	2 5														
22 REA Jonathan [GBR]	4	450	3		4													
23 SOFUOGLU Bahattin [TUR]	4	450	0	1			3											
24 RATO Mattia [ITA]	2	452	2				2											
25 VICKERS Ryan [GBR]	1	453	1	1														

11/07/2026 First Line: Race 1 & 2 - Second Line: Tissot Superpole Race

These data/results cannot be reproduced, stored and/or transmitted in whole or in part by any manner of electronic, mechanical, photocopying, recording, broadcasting or otherwise now known or herein after developed without the previous express consent by the copyright owner, except for reproduction in daily press and regular printed publications on sale to the public within 60 days of the event related to those data/results and always provided that copyright symbol appears together as follows below.

© DORNA WSBK ORGANIZATION Srl 2026



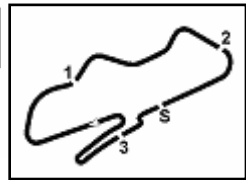
Prosecco DOC UK Round, 10-12 July 2026 Riders Standings

Points	Points From First	Points From Previous	Independent Riders														
			February 22 PHILLIP ISLAND	March 29 PORTIMAO	April 19 ASSEN	May 3 BALATON	May 17 MOST	May 31 ARAGON	June 14 MISANO	July 12 DONINGTON	September 6 MAGNY-COURS	September 27 CREMONA	October 11 ESTORIL	October 18 JEREZ			
1	MONTELLA Yari (ITA)	186	20 6		5 11 2	13 16 5	16 16 7	9 1	16 16 7	16							
2	LOWES Sam (GBR)	161 25	11 5	11 11 5	16 16 7	7 10	4	16 16 7	6	13							
3	BALDASSARRI Lorenzo (ITA)	133 53 28	16 7 2	5 10	8 10	13 7	10 13 6	10	1	10							
4	BAUTISTA Alvaro (ESP)	101 85 32	16 7 3	7 1 1	13 13 6	11 5 6		9 7 2	7	2							
5	SURRA Alberto (ITA)	95 91 6	7 4	1	1	8 9 4	7 10 5	2 8 6	10 10 3								
6	MACKENZIE Tarran (GBR)	81 105 14	4 13	2	7 6	4 8 1	5 3	6 5	5 11 1								
7	BRIDEWELL Thomas (GBR)	56 130 25		3 3	2	3 6 2	11 7 3	3 2	11								
8	SOFUOGLU Bahattin (TUR)	4 182 52	1			3											
9	RATO Mattia (ITA)	2 184 2				2											

11/07/2026 First Line: Race 1 & 2 - Second Line: Tissot Superpole Race

These data/results cannot be reproduced, stored and/or transmitted in whole or in part by any manner of electronic, mechanical, photocopying, recording, broadcasting or otherwise now known or herein after developed without the previous express consent by the copyright owner, except for reproduction in daily press and regular printed publications on sale to the public within 60 days of the event related to those data/results and always provided that copyright symbol appears together as follows below.

© DORNA WSBK ORGANIZATION Srl 2026



Prosecco DOC UK Round, 10-12 July 2026 Manufacturers Standings

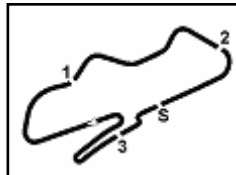
	Points	Points From First	Points From Previous	February 22	March 29	April 19	May 3	May 17	May 31	June 14	July 12	September 6	September 27	October 11	October 18			
				PHILLIP ISLAND	PORTIMAO	ASSEN	BALATON	MOST	ARAGON	MISANO	DONINGTON	MAGNY-COURS	CREMONA	ESTORIL	JEREZ			
1	459			25 25 12 12	25 25 12 12	25 25 12 12	25 25 12 12	25 25 12 12	25 25 12 12	25 25 12 12	25							
2	201	258		13 20 9	13 13 6	11 5 5	10 3	11 9 1	13 13 5	13 13 6	9							
3	132	327	69	8 10	16 16 7	9 7 3	16	2 3	5 6	8 7 4	5							
4	122	337	10	3 11	10 7 3	10 9 4	9 7	8 7	4 4	9 9 2	6							
5	99	360	23	5 6 4	9		3 11 2	13 11 4	7 10	2 4	8							
6	18	441	81	2 5	4		1		1 1	1 3								

11/07/2026

First Line: Race 1 & 2 - Second Line: Tissot Superpole Race

These data/results cannot be reproduced, stored and/or transmitted in whole or in part by any manner of electronic, mechanical, photocopying, recording, broadcasting or otherwise now known or herein after developed without the previous express consent by the copyright owner, except for reproduction in daily press and regular printed publications on sale to the public within 60 days of the event related to those data/results and always provided that copyright symbol appears together as follows below.

© DORNA WSBK ORGANIZATION Srl 2026

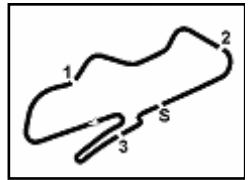


	February 22 PHILLIP ISLAND	March 29 PORTIMAO	April 19 ASSEN	May 3 BALATON	May 17 MOST	May 31 ARAGON	June 14 MISANO	July 12 DONINGTON	September 6 MAGNY-COURS	September 27 CREMONA	October 11 ESTORIL	October 18 JEREZ						
1 Aruba.it Racing - Ducati	792																	
BULEGA Nicolo	454	25 25 12	25 25 12	25 25 12	25 25 12	25 25 12	25 25 12	25 25 12	25 25 12	20								
LECUONA Iker	338	10 8 1	20 20 9	20 20 9	20 20 9	20 20 9	20 20 9	20 20 9	25									
2 bimota by Kawasaki Racing Team	300 [-492]																	
LOWES Alex	165	9 7	13 13 6	11 5 5	10 3	9 9 1	13 13 5	11 13	9									
BASSANI Axel	135	13 20 9	8 8 2	4 3		11 8	8 11 4	13 6	7									
3 Barni Spark Racing Team	287 [-505]																	
MONTELLA Yari	186	20 6	4	5 11 2	13 16 5	16 16 7	9 1	16 16 7	16									
BAUTISTA Alvaro	101	3 16 3	7 1	13 13 6	11 5 6		9 2	7	2									
4 ROKiT BMW Motorrad WorldSBK Team	172 [-620]																	
OLIVEIRA Miguel	102	8 9	16 16 7	9 4	16			8 4	5									
PETRUCCI Danilo	47	6 10	6 9	7 3	5				1									
VAN DER MARK Michael	23					2 3	5 6	7										
5 Pata Maxus Yamaha	165 [-627]																	
LOCATELLI Andrea	94	3 11	4 7	10 8 1	9	8 7	3	9 9 2	3									
VIERGE Xavi	71		10 2 3	6 9 4	6 4	4 5	3	4 5	6									
6 ELF Marc VDS Racing Team	161 [-631]																	
LOWES Sam	161	11 5	11 11 5	16 16 7	7 10	4	16 16 7	6 13										
7 Team GoEleven	133 [-659]																	
BALDASSARRI Lorenzo	133	16 7 2	5 10	8 10	13 7	10 13 6	10	1 5	10									
8 Kawasaki WorldSBK Team	99 [-693]																	
GERLOFF Garrett	99	5 6 4	9		3 11 2	13 11 4	7 10	2 4	8									
9 Motocorsa Racing	95 [-697]																	
SURRA Alberto	95	7 4	1	1	8 9 4	7 10 5	2 8 6	10 10 3										
10 MGM Optical Express Racing	81 [-711]																	
MACKENZIE Tarran	81	4 13	2	7 6	4 8 1	5 3	6 5	5 11 1										
11 GYTR GRT Yamaha WorldSBK Team	76 [-716]																	
GARDNER Remy	42	3	3 6	2 2	7	1 2	4	8 4										
MANZI Stefano	34	2	5	1	1 6	6 1	4 2	6										
12 Superbike Advocates	56 [-736]																	
BRIDEWELL Thomas	56		3 3	2	3 6 2	11 7 3	3 2	11										

11/07/2026

These data/results cannot be reproduced, stored and/or transmitted in whole or in part by any manner of electronic, mechanical, photocopying, recording, broadcasting or otherwise now known or herein after developed without the previous express consent by the copyright owner, except for reproduction in daily press and regular printed publications on sale to the public within 60 days of the event related to those data/results and always provided that copyright symbol appears together as follows below.

© DORNA WSBK ORGANIZATION Srl 2026

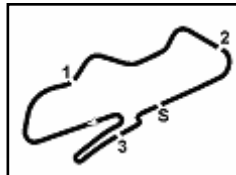


	February 22 PHILLIP ISLAND	March 29 PORTIMAO	April 19 ASSEN	May 3 BALATON	May 17 MOST	May 31 ARAGON	June 14 MISANO	July 12 DONINGTON	September 6 MAGNY-COURS	September 27 CREMONA	October 11 ESTORIL	October 18 JEREZ		
13 Honda HRC	20 [-772]													
CHANTRA Somkiat	8		1		1		1 1	1 3						
NAGASHIMA Tetsuta	7	2 5												
REA Jonathan	4		4											
VICKERS Ryan	1	1												
14 Motoxracing WorldSBK Team	6 [-786]													
SOFUOGLU Bahattin	4	1			3									
RATO Mattia	2				2									

11/07/2026

These data/results cannot be reproduced, stored and/or transmitted in whole or in part by any manner of electronic, mechanical, photocopying, recording, broadcasting or otherwise now known or herein after developed without the previous express consent by the copyright owner, except for reproduction in daily press and regular printed publications on sale to the public within 60 days of the event related to those data/results and always provided that copyright symbol appears together as follows below.

© DORNA WSBK ORGANIZATION Srl 2026



FIM SUPERBIKE WORLD CHAMPIONSHIP
Prosecco DOC UK Round, 10-12 July 2026
Teams Standings

	February 22 PHILLIP ISLAND	March 29 PORTIMAO	April 19 ASSEN	May 3 BALATON	May 17 MOST	May 31 ARAGON	June 14 MISANO	July 12 DONINGTON	September 6 MAGNY-COURS	September 27 CREMONA	October 11 ESTORIL	October 18 JEREZ			
--	-------------------------------	----------------------	-------------------	------------------	----------------	------------------	-------------------	----------------------	----------------------------	-------------------------	-----------------------	---------------------	--	--	--

Referent Teams															
1 Aruba.it Racing - Ducati 792															
BULEGA Nicolo	454	25 12	25 12	25 12	25 12	25 12	25 12	25 12	25 12	20					
LECUONA Iker	338	10 1	8 9	20 9	20 9	20 9	20 9	20 9	20 9	25					
2 bimota by Kawasaki Racing Team 300 [-492]															
LOWES Alex	165	9 7	13 6	13 5	11 5	5 3	10 3	9 1	9 5	13 11	13 13	9			
BASSANI Axel	135	13 9	20 2	8 8	8 4	3	4	3	11 8	8 4	11 4	13 6	7		
3 ROKiT BMW Motorrad WorldSBK Team 172 [-620]															
OLIVEIRA Miguel	102	8 9	16 7	16 7	9 4	4	16					8 4	5		
PETRUCCI Danilo	47	6 10	6 9	6 9	7 3	5							1		
VAN DER MARK Michael	23							2 3	5 6	7					
4 Pata Maxus Yamaha 165 [-627]															
LOCATELLI Andrea	94	3 11	4 7	4 7	10 8	1 1	8 9	8 7	3	9 2	9 2	3			
VIERGE Xavi	71		10 3	2 4	6 4	9 4	6 4	4 5	3	4 5	6				
5 Kawasaki WorldSBK Team 99 [-693]															
GERLOFF Garrett	99	5 4	6 9				3 2	11 11	13 4	11 7	10 10	2 4	8		
6 GYTR GRT Yamaha WorldSBK Team 76 [-716]															
GARDNER Remy	42	3	3 6	2 2	2 2		7	1 2	4	8	4				
MANZI Stefano	34	2	5	1	1 6	6 1	4 2	6							
7 Honda HRC 20 [-772]															
CHANTRA Somkiat	8		1				1	1 1	1 3						
NAGASHIMA Tetsuta	7	2 5													
REA Jonathan	4		4												
VICKERS Ryan	1	1													

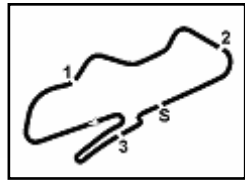
11/07/2026

These data/results cannot be reproduced, stored and/or transmitted in whole or in part by any manner of electronic, mechanical, photocopying, recording, broadcasting or otherwise now known or herein after developed without the previous express consent by the copyright owner, except for reproduction in daily press and regular printed publications on sale to the public within 60 days of the event related to those data/results and always provided that copyright symbol appears together as follows below.

© DORNA WSBK ORGANIZATION Srl 2026

FICR PERUGIA TIMING





	February 22 PHILLIP ISLAND	March 29 PORTIMAO	April 19 ASSEN	May 3 BALATON	May 17 MOST	May 31 ARAGON	June 14 MISANO	July 12 DONINGTON	September 6 MAGNY-COURS	September 27 CREMONA	October 11 ESTORIL	October 18 JEREZ		
--	-------------------------------	----------------------	-------------------	------------------	----------------	------------------	-------------------	----------------------	----------------------------	-------------------------	-----------------------	---------------------	--	--

Independent Teams

1 Barni Spark Racing Team															287														
MONTELLA Vari	186	20 6	4	5 2	11 13	16 5	16 7	16 7	9 1	16 7	16 7	16																	
BAUTISTA Alvaro	101	16 3	7 1	13 6	13 6	11 5	5 6		9 2	7	2																		
2 ELF Marc VDS Racing Team															161 [-126]														
LOWES Sam	161	11 5	11 5	16 7	16 7	7 10	4	16 7	16 7	6	13																		
3 Team Goeleven															133 [-154]														
BALDASSARRI Lorenzo	133	16 2	7 5	10 8	10 10	13 7	10 6	13 6	10	5 1	10																		
4 Motocorsa Racing															95 [-192]														
SURRA Alberto	95	7 4	1	1	8 4	9 9	7 5	10 5	2 8	8 6	10 3	10 3																	
5 MGM Optical Express Racing															81 [-206]														
MACKENZIE Tarran	81	4 13	2	7 6	6 4	8 1	5 3	3	6 5	5 1	11 1																		
6 Motoxracing WorldSBK Team															6 [-281]														
SOFUOGLU Bahattin	4	1				3																							
RATO Mattia	2					2																							

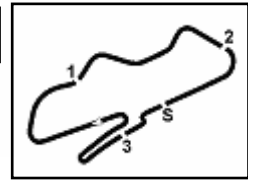
11/07/2026

These data/results cannot be reproduced, stored and/or transmitted in whole or in part by any manner of electronic, mechanical, photocopying, recording, broadcasting or otherwise now known or herein after developed without the previous express consent by the copyright owner, except for reproduction in daily press and regular printed publications on sale to the public within 60 days of the event related to those data/results and always provided that copyright symbol appears together as follows below.

© DORNA WSBK ORGANIZATION Srl 2026

FICR PERUGIA TIMING





Prosecco DOC UK Round, 10-12 July 2026 Pirelli Best Lap Award

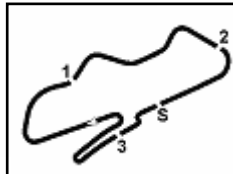
	Points	Points From First	Points From Previous	February 22 PHILLIP ISLAND	March 29 PORTIMAO	April 19 ASSEN	May 3 BALATON	May 17 MOST	May 31 ARAGON	June 14 MISANO	July 12 DONINGTON	September 6 MAGNY-COURS	September 27 CREMONA	October 11 ESTORIL	October 18 JEREZ			
1 BULEGA Nicolo (ITA)	13			1 1	1	1 1	1 1	1	1 1	1 1	1							
2 LECUONA Iker (ESP)	2	11			1			1										

11/07/2026

First Line: Race 1 & 2

These data/results cannot be reproduced, stored and/or transmitted in whole or in part by any manner of electronic, mechanical, photocopying, recording, broadcasting or otherwise now known or herein after developed without the previous express consent by the copyright owner, except for reproduction in daily press and regular printed publications on sale to the public within 60 days of the event related to those data/results and always provided that copyright symbol appears together as follows below.

© DORNA WSBK ORGANIZATION Srl 2026



Donington Park 4.023 m

Prosecco DOC UK Round, 10-12 July 2026 Best Finish Award Race 1

1 / 2

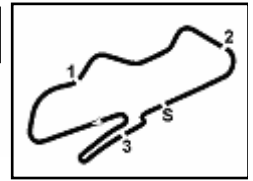
Points	Points From First	Points From Previous	February 22		March 29		April 19		May 3		May 17		May 31		June 14		July 12		September 6		September 27		October 11		October 18											
			PHILLIP ISLAND	PHILLIP ISLAND	PORTIMAO	PORTIMAO	ASSEN	ASSEN	BALATON	BALATON	MOST	MOST	ARAGON	ARAGON	MISANO	MISANO	DONINGTON	DONINGTON	MAGNY-COURS	MAGNY-COURS	CREMONA	CREMONA	ESTORIL	ESTORIL	JEREZ	JEREZ										
1	MANZI	47	4	6	1	5	4	7			7	5	5	5	3																					
	Stefano [ITA]		14	11	19	15	15	10			12	14	10	16																						
2	GERLOFF	42	5		6				3	2	1	2	7	8	10	3																				
	Garrett [USA]				7			5	4	4	5	9	6	14	12	8																				
3	OLIVEIRA	40	7	2	13	14	1	6	1	1				3	1																					
	Miguel [POR]			8	7	3	7	12	3					8	11																					
4	LOCATELLI	36	11	4	2	10	2	5	2	1		5	6	1	1	1																				
	Andrea [ITA]			13	5	12	9	6	8		8	9		7	7	13																				
5	MACKENZIE	36	11	0	9	1	5	4	1	1	5	5	1	4																						
	Tarran [GBR]			4	4	14	9	10	8	11	10	11	11	5																						
6	CHANTRA	34	13	2	1	4			2	4	4	1	5	3	4	6																				
	Somkiat [THA]			18	15				19	15	17	18	15	15	15	13																				
7	GARDNER	29	18	5	1	2			1	3	2	3	3	5	9																					
	Remy [AUS]			13	10				16	9	15	14	12	8	12																					
8	SOFUOGLU	26	21	3	3	4	1		2	5			2	4	4	1																				
	Bahattin [TUR]			16	15	20			18	13			18	16	16	17																				
9	LOWES	24	23	2		3	1		4	6	7	2	1	6																						
	Alex [GBR]			4	4	5	5	6	6	7	7	4	4	4																						
10	BAUTISTA	23	24	1	4	2	3		4				1	8	1																					
	Alvaro [ESP]			3	9	4	4	5	5				7	9	14																					
11	BASSANI	22	25	1	1	2	5	4		2	3	1	1	3																						
	Axel [ITA]			4	8	12	13		5	8	8	5	4																							
12	LECUONA	17	30	5	7	1		1	6	2	1			1																						
	Iker [ESP]			6	8	2		2	2	2				1																						
13	BRIDEWELL	16	31	1		7			1	2	2			4																						
	Thomas [GBR]			13					14	13	5			5																						
14	VIERGE	16	31	0					6	3	2		2	3																						
	Xavi [ESP]			10	12	11			10	12	11		12	11																						
15	RATO	16	31	0	3	1			2	1	2	4	1	1	1																					
	Mattia [ITA]			17	21				14	17	19	17	17	17	19																					
16	VAN DER MARK	15	32	1						6	1	1	7																							
	Michael [NED]			14	13	10			14	13	10		9																							
17	BALDASSARRI	15	32	0	4	4	1	4		2																										
	Lorenzo [ITA]			3	6	8	6	6	6	6																										
18	SURRA	10	37	5	1	1							7	1																						
	Alberto [ITA]			9	15								14	6																						
19	PETRUCCI	10	37	0	4	4			2																											
	Daniilo [ITA]			6	7			11																												
20	NAGASHIMA	9	38	1	3	6																														
	Tetsuta [JPN]			14	11																															
21	MONTELLA	8	39	1			1	3	2		1	1																								
	Yari [ITA]						11	5	3	7	3																									
22	REA	7	40	1		6	1																													
	Jonathan [GBR]			12	17																															
23	LOWES	7	40	0					5					2																						
	Sam [GBR]								6					10																						
24	KUNII	6	41	1					1	4	1																									
	Yuki [JPN]								21	16	19																									
25	VICKERS	4	43	2	1									3																						
	Ryan [GBR]			15										18																						

11/07/2026

First Line: Gained Positions - Second Line: Race Position - Underline: Best Finisher

These data/results cannot be reproduced, stored and/or transmitted in whole or in part by any manner of electronic, mechanical, photocopying, recording, broadcasting or otherwise now known or herein after developed without the previous express consent by the copyright owner, except for reproduction in daily press and regular printed publications on sale to the public within 60 days of the event related to those data/results and always provided that copyright symbol appears together as follows below.

© DORNA WSBK ORGANIZATION Srl 2026



Prosecco DOC UK Round, 10-12 July 2026
Best Finish Award Race 1

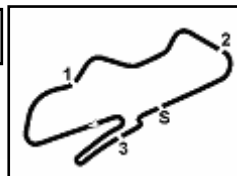
	Points	Points From First	Points From Previous	February 22 PHILLIP ISLAND	March 29 PORTIMAO	April 19 ASSEN	May 3 BALATON	May 17 MOST	May 31 ARAGON	June 14 MISANO	July 12 DONINGTON	September 6 MAGNY-COURS	September 27 CREMONA	October 11 ESTORIL	October 18 JEREZ			
26 SMITS Twan (NED)	1	46	3			1 21												

11/07/2026

First Line: Gained Positions - Second Line: Race Position - Underline: Best Finisher

These data/results cannot be reproduced, stored and/or transmitted in whole or in part by any manner of electronic, mechanical, photocopying, recording, broadcasting or otherwise now known or herein after developed without the previous express consent by the copyright owner, except for reproduction in daily press and regular printed publications on sale to the public within 60 days of the event related to those data/results and always provided that copyright symbol appears together as follows below.

© DORNA WSBK ORGANIZATION Srl 2026



Donington Park 4.023 m

Prosecco DOC UK Round, 10-12 July 2026 Best Sectors & Speed Race 1

RESULTS

			Laps
1	7 I. LECUONA	Ducati Panigale V4R	23
2	11 N. BULEGA	Ducati Panigale V4R	0.165
3	5 Y. MONTELLA	Ducati Panigale V4R	6.711
4	14 S. LOWES	Ducati Panigale V4R	11.668
5	46 T. BRIDEWELL	Ducati Panigale V4R	14.272
6	34 L. BALDASSARRI	Ducati Panigale V4R	16.830
7	22 A. LOWES	bimota KB998 Rimini	17.269
8	31 G. GERLOFF	Kawasaki ZX-10RR	22.662
9	47 A. BASSANI	bimota KB998 Rimini	24.127
10	97 X. VIERGE	Yamaha YZF R1	26.842
11	88 M. OLIVEIRA	BMW M 1000 RR	28.689
12	87 R. GARDNER	Yamaha YZF R1	30.693
13	55 A. LOCATELLI	Yamaha YZF R1	30.866
14	19 A. BAUTISTA	Ducati Panigale V4R	33.631
15	9 D. PETRUCCI	BMW M 1000 RR	36.349
16	62 S. MANZI	Yamaha YZF R1	38.226
17	54 B. SOFUOGLU	Yamaha YZF R1	40.228
18	96 J. DIXON	Honda CBR1000RR-R SP	40.995
19	13 M. RATO	Yamaha YZF R1	47.244
20	35 S. CHANTRA	Honda CBR1000RR-R SP	58.659
RET	65 J. REA	Honda CBR1000RR-R SP	4 Laps

SPEED

1	19 A. BAUTISTA	Ducati Panigale V4R	281,3
2	5 Y. MONTELLA	Ducati Panigale V4R	279,1
3	31 G. GERLOFF	Kawasaki ZX-10RR	279,1
4	11 N. BULEGA	Ducati Panigale V4R	279,1
5	9 D. PETRUCCI	BMW M 1000 RR	277,6
6	88 M. OLIVEIRA	BMW M 1000 RR	277,6
7	46 T. BRIDEWELL	Ducati Panigale V4R	277,6
8	14 S. LOWES	Ducati Panigale V4R	276,9
9	47 A. BASSANI	bimota KB998 Rimini	276,9
10	7 I. LECUONA	Ducati Panigale V4R	276,9
11	55 A. LOCATELLI	Yamaha YZF R1	276,2
12	65 J. REA	Honda CBR1000RR-R SP	275,5
13	34 L. BALDASSARRI	Ducati Panigale V4R	275,5
14	22 A. LOWES	bimota KB998 Rimini	274,8
15	97 X. VIERGE	Yamaha YZF R1	274,8
16	87 R. GARDNER	Yamaha YZF R1	274,8
17	62 S. MANZI	Yamaha YZF R1	274,8
18	35 S. CHANTRA	Honda CBR1000RR-R SP	274,1
19	96 J. DIXON	Honda CBR1000RR-R SP	274,1
20	13 M. RATO	Yamaha YZF R1	272,0
21	54 B. SOFUOGLU	Yamaha YZF R1	272,0

SEG. 1

1	11 N. BULEGA	18.275
2	5 Y. MONTELLA	18.318
3	46 T. BRIDEWELL	18.359
4	7 I. LECUONA	18.392
5	14 S. LOWES	18.401
6	31 G. GERLOFF	18.438
7	22 A. LOWES	18.458
8	34 L. BALDASSARRI	18.458
9	87 R. GARDNER	18.469
10	47 A. BASSANI	18.477
11	97 X. VIERGE	18.481
12	19 A. BAUTISTA	18.521
13	62 S. MANZI	18.544
14	54 B. SOFUOGLU	18.548
15	9 D. PETRUCCI	18.554
16	88 M. OLIVEIRA	18.561
17	55 A. LOCATELLI	18.561
18	65 J. REA	18.564
19	35 S. CHANTRA	18.594
20	96 J. DIXON	18.610
21	13 M. RATO	18.621

SEG. 2

1	7 I. LECUONA	23.371
2	11 N. BULEGA	23.448
3	46 T. BRIDEWELL	23.448
4	22 A. LOWES	23.553
5	14 S. LOWES	23.554
6	5 Y. MONTELLA	23.567
7	88 M. OLIVEIRA	23.607
8	34 L. BALDASSARRI	23.616
9	97 X. VIERGE	23.652
10	31 G. GERLOFF	23.708
11	47 A. BASSANI	23.716
12	87 R. GARDNER	23.721
13	19 A. BAUTISTA	23.741
14	65 J. REA	23.744
15	62 S. MANZI	23.755
16	54 B. SOFUOGLU	23.805
17	9 D. PETRUCCI	23.814
18	96 J. DIXON	23.823
19	35 S. CHANTRA	23.867
20	13 M. RATO	23.874
21	55 A. LOCATELLI	23.888

SEG. 3

1	5 Y. MONTELLA	21.191
2	7 I. LECUONA	21.234
3	11 N. BULEGA	21.248
4	22 A. LOWES	21.270
5	46 T. BRIDEWELL	21.321
6	14 S. LOWES	21.331
7	34 L. BALDASSARRI	21.345
8	47 A. BASSANI	21.362
9	31 G. GERLOFF	21.375
10	65 J. REA	21.436
11	19 A. BAUTISTA	21.456
12	97 X. VIERGE	21.467
13	96 J. DIXON	21.495
14	55 A. LOCATELLI	21.504
15	88 M. OLIVEIRA	21.509
16	9 D. PETRUCCI	21.511
17	62 S. MANZI	21.568
18	87 R. GARDNER	21.571
19	35 S. CHANTRA	21.621
20	54 B. SOFUOGLU	21.652
21	13 M. RATO	21.744

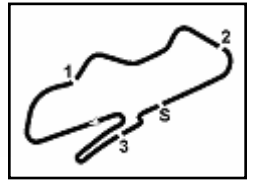
SEG. 4

1	7 I. LECUONA	22.210
2	11 N. BULEGA	22.303
3	14 S. LOWES	22.360
4	5 Y. MONTELLA	22.394
5	34 L. BALDASSARRI	22.445
6	22 A. LOWES	22.465
7	31 G. GERLOFF	22.492
8	55 A. LOCATELLI	22.493
9	19 A. BAUTISTA	22.499
10	97 X. VIERGE	22.539
11	88 M. OLIVEIRA	22.541
12	46 T. BRIDEWELL	22.570
13	35 S. CHANTRA	22.574
14	47 A. BASSANI	22.603
15	62 S. MANZI	22.638
16	13 M. RATO	22.661
17	96 J. DIXON	22.675
18	87 R. GARDNER	22.704
19	9 D. PETRUCCI	22.721
20	54 B. SOFUOGLU	22.760
21	65 J. REA	22.877

11/07/2026

These data/results cannot be reproduced, stored and/or transmitted in whole or in part by any manner of electronic, mechanical, photocopying, recording, broadcasting or otherwise now known or herein after developed without the previous express consent by the copyright owner, except for reproduction in daily press and regular printed publications on sale to the public within 60 days of the event related to those data/results and always provided that copyright symbol appears together as follows below.

© DORNA WSBK ORGANIZATION Srl 2026



Prosecco DOC UK Round, 10-12 July 2026
Lap Chart Race 1

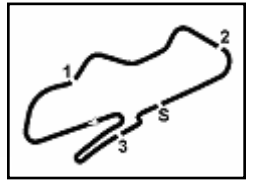
		Lap																						
	1	2	3	4	5	6	7	8	9	10	11	12	13	14	15	16	17	18	19	20	21	22	23	
1	7	7	7	7	7	7	7	7	7	7	7	7	7	7	7	7	7	7	7	7	7	7	7	
2	11	11	11	11	11	11	11	11	11	11	11	11	11	11	11	11	11	11	11	11	11	11	11	
3	14	14	14	14	14	14	14	14	5	5	5	5	5	5	5	5	5	5	5	5	5	5	5	
4	22	22	22	22	22	5	5	5	14	14	14	14	14	14	14	14	14	14	14	14	14	14	14	
5	5	5	5	5	5	46	46	46	46	46	46	46	46	46	46	46	46	46	46	46	46	46	46	
6	46	46	46	46	46	22	22	22	22	22	22	22	22	22	22	22	22	22	34	34	34	34	34	
7	97	97	97	97	97	34	34	34	34	34	34	34	34	34	34	34	34	34	22	22	22	22	22	
8	88	88	88	88	34	34	97	47	31	31	31	31	31	31	31	31	31	31	31	31	31	31	31	
9	47	47	47	34	88	47	47	31	47	47	47	47	47	47	47	47	47	47	47	47	47	47	47	
10	34	34	34	47	47	31	31	97	97	97	97	97	97	97	97	97	97	97	97	97	97	97	97	
11	55	31	31	31	31	88	88	88	88	88	88	88	88	88	88	88	88	88	88	88	88	88	88	
12	31	9	55	55	55	55	55	55	55	55	55	55	55	55	55	55	55	55	55	55	55	87	87	
13	9	55	9	9	9	9	9	9	9	9	9	9	9	9	87	87	87	87	87	87	87	87	55	
14	65	65	65	65	65	65	65	65	65	65	87	87	87	87	9	62	62	62	62	62	19	19	19	
15	87	19	87	87	87	87	87	87	87	87	62	62	62	62	9	9	9	9	9	19	62	9	9	
16	19	87	19	62	62	62	62	62	62	62	65	65	65	65	65	65	65	65	19	9	9	62	62	
17	62	62	62	96	96	96	96	96	96	96	96	96	96	54	54	19	19	19	19	54	54	54	54	
18	96	96	96	54	54	54	54	54	54	54	54	54	54	19	19	54	54	54	54	35	35	35	96	
19	54	54	54	35	35	35	35	35	35	35	35	35	35	35	35	35	35	35	96	96	96	96	13	
20	35	35	35	13	13	13	13	13	13	13	19	19	19	96	96	96	96	96	96	13	13	13	35	
21	13	13	13	19	19	19	19	19	19	19	13	13	13	13	13	13	13	13	65					

Final Result		
1	7 I. LECUONA	Laps 23
2	11 N. BULEGA	0.165
3	5 Y. MONTELLA	6.711
4	14 S. LOWES	11.668
5	46 T. BRIDEWELL	14.272
6	34 L. BALDASSARRI	16.830
7	22 A. LOWES	17.269
8	31 G. GERLOFF	22.662
9	47 A. BASSANI	24.127
10	97 X. VIERGE	26.842
11	88 M. OLIVEIRA	28.689
12	87 R. GARDNER	30.693
13	55 A. LOCATELLI	30.866
14	19 A. BAUTISTA	33.631
15	9 D. PETRUCCI	36.349
16	62 S. MANZI	38.226
17	54 B. SOFUOGLU	40.228
18	96 J. DIXON	40.995
19	13 M. RATO	47.244
20	35 S. CHANTRA	58.659
RET	65 J. REA	4 Laps

11/07/2026

These data/results cannot be reproduced, stored and/or transmitted in whole or in part by any manner of electronic, mechanical, photocopying, recording, broadcasting or otherwise now known or herein after developed without the previous express consent by the copyright owner, except for reproduction in daily press and regular printed publications on sale to the public within 60 days of the event related to those data/results and always provided that copyright symbol appears together as follows below.

© DORNA WSBK ORGANIZATION Srl 2026



Donington Park 4.023 m

Prosecco DOC UK Round, 10-12 July 2026 Lap Chart Race 1

2 / 4

Lap 1

1	7	I.Lecuona	1'28.933
2	11	N.Bulega	0.358
3	14	S.Lowes	0.828
4	22	A.Lowes	1.120
5	5	Y.Montella	1.468
6	46	T.Bridewell	1.856
7	97	X.Vierge	2.237
8	88	M.Oliveira	2.371
9	47	A.Bassani	2.829
10	34	L.Baldassarri	2.995
11	55	A.Locatelli	3.360
12	31	G.Gerloff	3.488
13	9	D.Petrucci	3.704
14	65	J.Rea	3.924
15	87	R.Gardner	4.108
16	19	A.Bautista	4.188
17	62	S.Manzi	4.494
18	96	J.Dixon	4.771
19	54	B.Sofuoglu	4.922
20	35	S.Chantra	5.279
21	13	M.Rato	5.498

3	14	S.Lowes	1.399
4	22	A.Lowes	2.170
5	5	Y.Montella	2.438
6	46	T.Bridewell	2.794
7	97	X.Vierge	4.526
8	88	M.Oliveira	4.888
9	34	L.Baldassarri	5.238
10	47	A.Bassani	5.602
11	31	G.Gerloff	5.907
12	55	A.Locatelli	7.864
13	9	D.Petrucci	8.353
14	65	J.Rea	8.659
15	87	R.Gardner	8.882
16	62	S.Manzi	9.275
17	96	J.Dixon	9.792
18	54	B.Sofuoglu	10.469
19	35	S.Chantra	11.195
20	13	M.Rato	11.387
21	19	A.Bautista	14.678

7	34	L.Baldassarri	7.780
8	97	X.Vierge	8.665
9	47	A.Bassani	9.012
10	31	G.Gerloff	9.409
11	88	M.Oliveira	9.729
12	55	A.Locatelli	12.131
13	9	D.Petrucci	12.551
14	65	J.Rea	12.877
15	87	R.Gardner	13.094
16	62	S.Manzi	13.277
17	96	J.Dixon	13.631
18	54	B.Sofuoglu	15.103
19	35	S.Chantra	15.727
20	13	M.Rato	15.959
21	19	A.Bautista	17.745

11	88	M.Oliveira	13.461
12	55	A.Locatelli	16.087
13	9	D.Petrucci	16.518
14	65	J.Rea	16.762
15	87	R.Gardner	16.966
16	62	S.Manzi	17.286
17	96	J.Dixon	18.093
18	54	B.Sofuoglu	19.438
19	35	S.Chantra	20.382
20	13	M.Rato	20.713
21	19	A.Bautista	20.953

Lap 2

1	7	I.Lecuona	2'54.761
2	11	N.Bulega	0.331
3	14	S.Lowes	1.111
4	22	A.Lowes	1.350
5	5	Y.Montella	1.621
6	46	T.Bridewell	1.936
7	97	X.Vierge	2.732
8	88	M.Oliveira	2.910
9	47	A.Bassani	3.418
10	34	L.Baldassarri	3.727
11	31	G.Gerloff	4.566
12	9	D.Petrucci	5.195
13	55	A.Locatelli	5.415
14	65	J.Rea	5.577
15	19	A.Bautista	5.745
16	87	R.Gardner	6.013
17	62	S.Manzi	6.246
18	96	J.Dixon	6.649
19	54	B.Sofuoglu	6.966
20	35	S.Chantra	7.753
21	13	M.Rato	7.877

Lap 5

1	7	I.Lecuona	7'11.880
2	11	N.Bulega	0.255
3	14	S.Lowes	1.778
4	22	A.Lowes	2.758
5	5	Y.Montella	2.875
6	46	T.Bridewell	3.160
7	97	X.Vierge	5.453
8	34	L.Baldassarri	6.227
9	88	M.Oliveira	6.452
10	47	A.Bassani	6.700
11	31	G.Gerloff	6.909
12	55	A.Locatelli	9.289
13	9	D.Petrucci	9.675
14	65	J.Rea	9.956
15	87	R.Gardner	10.133
16	62	S.Manzi	10.521
17	96	J.Dixon	10.971
18	54	B.Sofuoglu	11.884
19	35	S.Chantra	12.426
20	13	M.Rato	12.724
21	19	A.Bautista	15.719

Lap 8

1	7	I.Lecuona	11'28.829
2	11	N.Bulega	0.368
3	14	S.Lowes	3.092
4	5	Y.Montella	3.313
5	46	T.Bridewell	4.136
6	22	A.Lowes	5.833
7	34	L.Baldassarri	8.055
8	47	A.Bassani	9.938
9	31	G.Gerloff	10.148
10	97	X.Vierge	10.412
11	88	M.Oliveira	10.719
12	55	A.Locatelli	13.336
13	9	D.Petrucci	13.808
14	65	J.Rea	13.971
15	87	R.Gardner	14.137
16	62	S.Manzi	14.436
17	96	J.Dixon	15.076
18	54	B.Sofuoglu	16.431
19	35	S.Chantra	17.245
20	13	M.Rato	17.502
21	19	A.Bautista	18.802

Lap 11

1	7	I.Lecuona	15'45.671
2	11	N.Bulega	0.477
3	5	Y.Montella	4.591
4	14	S.Lowes	5.661
5	46	T.Bridewell	6.029
6	22	A.Lowes	8.324
7	34	L.Baldassarri	10.018
8	31	G.Gerloff	13.205
9	47	A.Bassani	13.908
10	97	X.Vierge	14.426
11	88	M.Oliveira	14.717
12	55	A.Locatelli	17.400
13	9	D.Petrucci	17.985
14	87	R.Gardner	18.421
15	62	S.Manzi	18.698
16	65	J.Rea	19.033
17	96	J.Dixon	19.425
18	54	B.Sofuoglu	21.149
19	35	S.Chantra	21.906
20	19	A.Bautista	22.585
21	13	M.Rato	24.541

Lap 3

1	7	I.Lecuona	4'20.657
2	11	N.Bulega	0.282
3	14	S.Lowes	1.152
4	22	A.Lowes	1.583
5	5	Y.Montella	1.752
6	46	T.Bridewell	2.228
7	97	X.Vierge	3.319
8	88	M.Oliveira	3.593
9	47	A.Bassani	4.057
10	34	L.Baldassarri	4.316
11	31	G.Gerloff	4.990
12	55	A.Locatelli	6.321
13	9	D.Petrucci	6.779
14	65	J.Rea	7.145
15	87	R.Gardner	7.580
16	19	A.Bautista	7.767
17	62	S.Manzi	7.887
18	96	J.Dixon	8.194
19	54	B.Sofuoglu	8.516
20	35	S.Chantra	9.328
21	13	M.Rato	9.503

Lap 6

1	7	I.Lecuona	8'37.509
2	11	N.Bulega	0.273
3	14	S.Lowes	2.141
4	5	Y.Montella	3.063
5	46	T.Bridewell	3.591
6	22	A.Lowes	4.134
7	97	X.Vierge	6.529
8	34	L.Baldassarri	6.754
9	47	A.Bassani	7.975
10	31	G.Gerloff	8.161
11	88	M.Oliveira	8.225
12	55	A.Locatelli	10.714
13	9	D.Petrucci	11.182
14	65	J.Rea	11.364
15	87	R.Gardner	11.565
16	62	S.Manzi	11.887
17	96	J.Dixon	12.324
18	54	B.Sofuoglu	13.448
19	35	S.Chantra	13.939
20	13	M.Rato	14.239
21	19	A.Bautista	16.734

Lap 9

1	7	I.Lecuona	12'54.350
2	11	N.Bulega	0.557
3	5	Y.Montella	3.622
4	14	S.Lowes	4.315
5	46	T.Bridewell	4.768
6	22	A.Lowes	6.708
7	34	L.Baldassarri	9.022
8	31	G.Gerloff	11.351
9	47	A.Bassani	11.643
10	97	X.Vierge	11.928
11	88	M.Oliveira	12.118
12	55	A.Locatelli	14.873
13	9	D.Petrucci	15.286
14	65	J.Rea	15.573
15	87	R.Gardner	15.749
16	62	S.Manzi	15.938
17	96	J.Dixon	16.729
18	54	B.Sofuoglu	18.015
19	35	S.Chantra	18.900
20	13	M.Rato	19.265
21	19	A.Bautista	19.897

Lap 12

1	7	I.Lecuona	17'11.291
2	11	N.Bulega	0.348
3	5	Y.Montella	5.205
4	14	S.Lowes	6.232
5	46	T.Bridewell	6.875
6	22	A.Lowes	9.071
7	34	L.Baldassarri	10.881
8	31	G.Gerloff	14.200
9	47	A.Bassani	14.971
10	97	X.Vierge	15.652
11	88	M.Oliveira	16.070
12	55	A.Locatelli	18.854
13	9	D.Petrucci	19.344
14	87	R.Gardner	19.570
15	62	S.Manzi	19.963
16	65	J.Rea	20.276
17	96	J.Dixon	21.066
18	54	B.Sofuoglu	23.035
19	35	S.Chantra	23.820
20	19	A.Bautista	23.980
21	13	M.Rato	26.830

Lap 4

1	7	I.Lecuona	5'46.177
2	11	N.Bulega	0.354

Lap 7

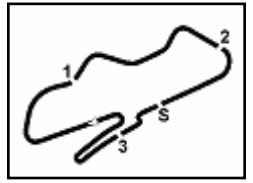
1	7	I.Lecuona	10'03.092
2	11	N.Bulega	0.285
3	14	S.Lowes	2.569
4	5	Y.Montella	3.047
5	46	T.Bridewell	4.115
6	22	A.Lowes	5.202

Lap 10

1	7	I.Lecuona	14'20.084
2	11	N.Bulega	0.348
3	5	Y.Montella	4.013
4	14	S.Lowes	4.925
5	46	T.Bridewell	5.259
6	22	A.Lowes	7.357
7	34	L.Baldassarri	9.507
8	31	G.Gerloff	12.163
9	47	A.Bassani	12.761
10	97	X.Vierge	13.158

Lap 13

1	7	I.Lecuona	18'37.195
2	11	N.Bulega	0.239
3	5	Y.Montella	5.475
4	14	S.Lowes	6.558
5	46	T.Bridewell	7.189
6	22	A.Lowes	9.821
7	34	L.Baldassarri	11.428
8	31	G.Gerloff	15.086
9	47	A.Bassani	15.537
10	97	X.Vierge	16.473
11	88	M.Oliveira	17.162
12	55</		



Donington Park 4.023 m

Prosecco DOC UK Round, 10-12 July 2026

Lap Chart Race 1

3 / 4

15	62 S.Manzi	21.001
16	65 J.Rea	21.467
17	54 B.Sofuoglu	24.445
18	19 A.Bautista	25.314
19	35 S.Chantra	25.862
20	96 J.Dixon	26.284
21	13 M.Rato	28.698

19	35 S.Chantra	30.253
20	96 J.Dixon	30.873
21	13 M.Rato	34.293

Lap 20

1	7 I.Lecuona	28'38.562
2	11 N.Bulega	0.153
3	5 Y.Montella	6.931
4	14 S.Lowes	10.437
5	46 T.Bridewell	11.931
6	34 L.Baldassarri	15.835
7	22 A.Lowes	16.578
8	31 G.Gerloff	21.442
9	47 A.Bassani	21.940
10	97 X.Vierge	23.828
11	88 M.Oliveira	25.642
12	55 A.Locatelli	27.770
13	87 R.Gardner	28.228
14	62 S.Manzi	32.136
15	19 A.Bautista	32.709
16	9 D.Petrucci	33.344
17	54 B.Sofuoglu	36.991
18	35 S.Chantra	37.496
19	96 J.Dixon	37.671
20	13 M.Rato	42.135

6	34 L.Baldassarri	16.830
7	22 A.Lowes	17.269
8	31 G.Gerloff	22.662
9	47 A.Bassani	24.127
10	97 X.Vierge	26.842
11	88 M.Oliveira	28.689
12	87 R.Gardner	30.693
13	55 A.Locatelli	30.866
14	19 A.Bautista	33.631
15	9 D.Petrucci	36.349
16	62 S.Manzi	38.226
17	54 B.Sofuoglu	40.228
18	96 J.Dixon	40.995
19	13 M.Rato	47.244
20	35 S.Chantra	58.659

Lap 14

1	7 I.Lecuona	20'03.023
2	11 N.Bulega	0.251
3	5 Y.Montella	5.710
4	14 S.Lowes	6.859
5	46 T.Bridewell	7.554
6	22 A.Lowes	10.568
7	34 L.Baldassarri	11.846
8	31 G.Gerloff	15.780
9	47 A.Bassani	16.271
10	97 X.Vierge	17.077
11	88 M.Oliveira	18.137
12	55 A.Locatelli	21.007
13	9 D.Petrucci	21.609
14	87 R.Gardner	21.871
15	62 S.Manzi	22.308
16	65 J.Rea	22.718
17	54 B.Sofuoglu	26.124
18	19 A.Bautista	26.307
19	35 S.Chantra	27.235
20	96 J.Dixon	27.815
21	13 M.Rato	30.530

Lap 17

1	7 I.Lecuona	24'20.652
2	11 N.Bulega	0.394
3	5 Y.Montella	6.024
4	14 S.Lowes	8.675
5	46 T.Bridewell	9.469
6	22 A.Lowes	13.118
7	34 L.Baldassarri	13.479
8	31 G.Gerloff	18.988
9	47 A.Bassani	19.302
10	97 X.Vierge	20.174
11	88 M.Oliveira	21.959
12	55 A.Locatelli	24.291
13	87 R.Gardner	25.334
14	62 S.Manzi	26.256
15	9 D.Petrucci	26.928
16	65 J.Rea	28.058
17	19 A.Bautista	29.475
18	54 B.Sofuoglu	31.582
19	35 S.Chantra	31.943
20	96 J.Dixon	32.321
21	13 M.Rato	36.129

Lap 21

1	7 I.Lecuona	30'05.430
2	11 N.Bulega	0.137
3	5 Y.Montella	6.408
4	14 S.Lowes	10.502
5	46 T.Bridewell	12.308
6	34 L.Baldassarri	16.091
7	22 A.Lowes	16.620
8	31 G.Gerloff	21.684
9	47 A.Bassani	22.292
10	97 X.Vierge	24.283
11	88 M.Oliveira	26.329
12	55 A.Locatelli	28.159
13	87 R.Gardner	28.525
14	19 A.Bautista	32.967
15	62 S.Manzi	33.822
16	9 D.Petrucci	33.988
17	54 B.Sofuoglu	37.895
18	35 S.Chantra	38.261
19	96 J.Dixon	38.714
20	13 M.Rato	43.341

Lap 18

1	7 I.Lecuona	25'46.472
2	11 N.Bulega	0.439
3	5 Y.Montella	6.560
4	14 S.Lowes	9.356
5	46 T.Bridewell	10.214
6	22 A.Lowes	14.240
7	34 L.Baldassarri	14.428
8	31 G.Gerloff	19.784
9	47 A.Bassani	20.225
10	97 X.Vierge	21.230
11	88 M.Oliveira	23.257
12	55 A.Locatelli	25.506
13	87 R.Gardner	26.287
14	62 S.Manzi	28.240
15	9 D.Petrucci	28.608
16	65 J.Rea	29.905
17	19 A.Bautista	30.482
18	54 B.Sofuoglu	33.240
19	35 S.Chantra	33.874
20	96 J.Dixon	34.001
21	13 M.Rato	38.228

Lap 22

1	7 I.Lecuona	31'32.100
2	11 N.Bulega	0.292
3	5 Y.Montella	6.392
4	14 S.Lowes	10.802
5	46 T.Bridewell	12.817
6	34 L.Baldassarri	16.064
7	22 A.Lowes	16.865
8	31 G.Gerloff	21.817
9	47 A.Bassani	22.793
10	97 X.Vierge	25.359
11	88 M.Oliveira	27.202
12	87 R.Gardner	29.933
13	55 A.Locatelli	30.049
14	19 A.Bautista	33.188
15	9 D.Petrucci	34.877
16	62 S.Manzi	35.650
17	54 B.Sofuoglu	39.016
18	35 S.Chantra	39.264
19	96 J.Dixon	39.556
20	13 M.Rato	44.682

Lap 19

1	7 I.Lecuona	27'12.430
2	11 N.Bulega	0.426
3	5 Y.Montella	6.830
4	14 S.Lowes	9.949
5	46 T.Bridewell	11.054
6	34 L.Baldassarri	15.234
7	22 A.Lowes	15.624
8	31 G.Gerloff	20.695
9	47 A.Bassani	21.214
10	97 X.Vierge	22.657
11	88 M.Oliveira	24.395
12	55 A.Locatelli	26.797
13	87 R.Gardner	27.324
14	62 S.Manzi	30.341
15	9 D.Petrucci	31.425
16	19 A.Bautista	31.629
17	54 B.Sofuoglu	35.347
18	35 S.Chantra	35.822
19	96 J.Dixon	36.077
20	13 M.Rato	40.240
21	65 J.Rea	47.114

Lap 23

1	7 I.Lecuona	32'58.594
2	11 N.Bulega	0.165
3	5 Y.Montella	6.711
4	14 S.Lowes	11.668
5	46 T.Bridewell	14.272

Lap 15

1	7 I.Lecuona	21'28.951
2	11 N.Bulega	0.321
3	5 Y.Montella	5.746
4	14 S.Lowes	7.092
5	46 T.Bridewell	8.081
6	22 A.Lowes	11.223
7	34 L.Baldassarri	12.280
8	31 G.Gerloff	16.793
9	47 A.Bassani	17.280
10	97 X.Vierge	18.053
11	88 M.Oliveira	19.283
12	55 A.Locatelli	22.103
13	87 R.Gardner	23.136
14	9 D.Petrucci	23.230
15	62 S.Manzi	23.529
16	65 J.Rea	24.125
17	19 A.Bautista	27.175
18	54 B.Sofuoglu	27.951
19	35 S.Chantra	28.617
20	96 J.Dixon	29.057
21	13 M.Rato	32.389

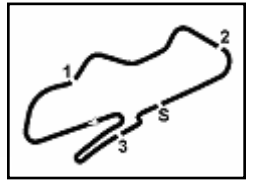
Lap 16

1	7 I.Lecuona	22'54.743
2	11 N.Bulega	0.471
3	5 Y.Montella	5.950
4	14 S.Lowes	7.967
5	46 T.Bridewell	8.674
6	22 A.Lowes	12.315
7	34 L.Baldassarri	12.991
8	31 G.Gerloff	17.831
9	47 A.Bassani	18.329
10	97 X.Vierge	19.251
11	88 M.Oliveira	20.637
12	55 A.Locatelli	23.312
13	87 R.Gardner	24.321
14	62 S.Manzi	25.125
15	9 D.Petrucci	25.758
16	65 J.Rea	26.328
17	19 A.Bautista	28.215
18	54 B.Sofuoglu	29.789

11/07/2026

These data/results cannot be reproduced, stored and/or transmitted in whole or in part by any manner of electronic, mechanical, photocopying, recording, broadcasting or otherwise now known or herein after developed without the previous express consent by the copyright owner, except for reproduction in daily press and regular printed publications on sale to the public within 60 days of the event related to those data/results and always provided that copyright symbol appears together as follows below.

© DORNA WSBK ORGANIZATION Srl 2026



Prosecco DOC UK Round, 10-12 July 2026 Lap Chart Race 1

Race Pace Comparison

	7 Lec	11 Bul	5 Mon	14 SLo	46 Bri	34 Bal	22 ALo	31 Ger	47 Bas	97 Vie	88 Oll	87 Gar	55 Loc	19 Bau
1	1'28.933	1'29.291	1'30.401	1'29.761	1'30.789	1'31.928	1'30.053	1'32.421	1'31.762	1'31.170	1'31.304	1'33.041	1'32.293	1'33.121
2	1'25.828	1'25.801	1'25.981	1'26.111	1'25.908	1'26.560	1'26.058	1'26.906	1'26.417	1'26.323	1'26.367	1'27.733	1'27.883	1'27.385
3	1'25.896	1'25.847	1'26.027	1'25.937	1'26.188	1'26.485	1'26.129	1'26.320	1'26.535	1'26.483	1'26.579	1'27.463	1'26.802	1'27.918
4	1'25.520	1'25.592	1'26.206	1'25.767	1'26.086	1'26.442	1'26.107	1'26.437	1'27.065	1'26.727	1'26.815	1'26.822	1'27.063	1'32.431
5	1'25.703	1'25.604	1'26.140	1'26.082	1'26.069	1'26.692	1'26.291	1'26.705	1'26.801	1'26.630	1'27.267	1'26.954	1'27.128	1'26.744
6	1'25.629	1'25.647	1'25.817	1'25.992	1'26.060	1'26.156	1'27.005	1'26.881	1'26.904	1'26.705	1'27.402	1'27.061	1'27.054	1'26.644
7	1'25.583	1'25.595	1'25.567	1'26.011	1'26.107	1'26.609	1'26.651	1'26.831	1'26.620	1'27.719	1'27.087	1'27.112	1'27.000	1'26.594
8	1'25.737	1'25.820	1'26.003	1'26.260	1'25.758	1'26.012	1'26.368	1'26.476	1'26.663	1'27.484	1'26.727	1'26.780	1'26.942	1'26.794
9	1'25.521	1'25.710	1'25.830	1'26.744	1'26.153	1'26.488	1'26.396	1'26.724	1'27.226	1'27.037	1'26.920	1'27.133	1'27.058	1'26.616
10	1'25.734	1'25.525	1'26.125	1'26.344	1'26.225	1'26.219	1'26.383	1'26.546	1'26.852	1'26.964	1'27.077	1'26.951	1'26.948	1'26.790
11	1'25.587	1'25.716	1'26.165	1'26.323	1'26.357	1'26.098	1'26.554	1'26.629	1'26.734	1'26.855	1'26.843	1'27.042	1'26.900	1'27.219
12	1'25.620	1'25.491	1'26.234	1'26.191	1'26.466	1'26.483	1'26.367	1'26.615	1'26.683	1'26.846	1'26.973	1'26.769	1'27.074	1'27.015
13	1'25.904	1'25.795	1'26.174	1'26.230	1'26.218	1'26.451	1'26.654	1'26.790	1'26.470	1'26.725	1'26.996	1'27.024	1'27.008	1'27.238
14	1'25.828	1'25.840	1'26.063	1'26.129	1'26.193	1'26.246	1'26.575	1'26.522	1'26.562	1'26.432	1'26.803	1'27.009	1'26.877	1'26.821
15	1'25.928	1'25.998	1'25.964	1'26.161	1'26.455	1'26.362	1'26.583	1'26.941	1'26.937	1'26.904	1'27.074	1'27.193	1'27.024	1'26.796
16	1'25.792	1'25.942	1'25.996	1'26.667	1'26.385	1'26.503	1'26.884	1'26.830	1'26.841	1'26.990	1'27.146	1'26.977	1'27.001	1'26.832
17	1'25.909	1'25.832	1'25.983	1'26.617	1'26.704	1'26.397	1'26.712	1'27.066	1'26.882	1'26.832	1'27.231	1'26.922	1'26.888	1'27.169
18	1'25.820	1'25.865	1'26.356	1'26.501	1'26.565	1'26.769	1'26.942	1'26.616	1'26.743	1'26.876	1'27.118	1'26.773	1'27.035	1'26.827
19	1'25.958	1'25.945	1'26.228	1'26.551	1'26.798	1'26.764	1'27.342	1'26.869	1'26.947	1'27.385	1'27.096	1'26.995	1'27.249	1'27.105
20	1'26.132	1'25.859	1'26.233	1'26.620	1'27.009	1'26.733	1'27.086	1'26.879	1'26.858	1'27.303	1'27.379	1'27.036	1'27.105	1'27.212
21	1'26.868	1'26.852	1'26.345	1'26.933	1'27.245	1'27.124	1'26.910	1'27.110	1'27.220	1'27.323	1'27.555	1'27.165	1'27.257	1'27.126
22	1'26.670	1'26.825	1'26.654	1'26.970	1'27.179	1'26.643	1'26.915	1'26.803	1'27.171	1'27.746	1'27.543	1'28.078	1'28.560	1'26.891
23	1'26.494	1'26.367	1'26.813	1'27.360	1'27.949	1'27.260	1'26.898	1'27.339	1'27.828	1'27.977	1'27.981	1'27.254	1'27.311	1'26.937

	9 Pet	62 Man	54 Sof	96 Dix	13 Rat	35 Cha	65 Rea
1	1'32.637	1'33.427	1'33.855	1'33.704	1'34.431	1'34.212	1'32.857
2	1'27.319	1'27.580	1'27.872	1'27.706	1'28.207	1'28.302	1'27.481
3	1'27.480	1'27.537	1'27.446	1'27.441	1'27.522	1'27.471	1'27.464
4	1'27.094	1'26.908	1'27.473	1'27.118	1'27.404	1'27.387	1'27.034
5	1'27.025	1'26.949	1'27.118	1'26.882	1'27.040	1'26.934	1'27.000
6	1'27.136	1'26.995	1'27.193	1'26.982	1'27.144	1'27.142	1'27.037
7	1'26.952	1'26.973	1'27.238	1'26.890	1'27.303	1'27.371	1'27.096
8	1'26.994	1'26.896	1'27.065	1'27.182	1'27.280	1'27.255	1'26.831
9	1'26.999	1'27.023	1'27.105	1'27.174	1'27.284	1'27.176	1'27.123
10	1'26.966	1'27.082	1'27.157	1'27.098	1'27.182	1'27.216	1'26.923
11	1'27.054	1'26.999	1'27.298	1'26.919	1'29.415	1'27.111	1'27.858
12	1'26.979	1'26.885	1'27.506	1'27.261	1'27.909	1'27.534	1'26.863
13	1'27.038	1'26.942	1'27.314	1'31.122	1'27.772	1'27.946	1'27.095
14	1'26.959	1'27.135	1'27.507	1'27.359	1'27.660	1'27.201	1'27.079
15	1'27.549	1'27.149	1'27.755	1'27.170	1'27.787	1'27.310	1'27.335
16	1'28.320	1'27.388	1'27.630	1'27.608	1'27.696	1'27.428	1'27.995
17	1'27.079	1'27.040	1'27.702	1'27.357	1'27.745	1'27.599	1'27.639
18	1'27.500	1'27.804	1'27.478	1'27.500	1'27.919	1'27.751	1'27.667
19	1'28.775	1'28.059	1'28.065	1'28.034	1'27.970	1'27.906	1'43.167
20	1'28.051	1'27.927	1'27.776	1'27.726	1'28.027	1'27.806	
21	1'27.512	1'28.554	1'27.772	1'27.911	1'28.074	1'27.633	
22	1'27.559	1'28.498	1'27.791	1'27.512	1'28.011	1'27.673	
23	1'27.966	1'29.070	1'27.706	1'27.933	1'29.056	1'45.889	

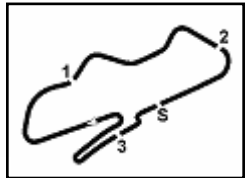
11/07/2026

These data/results cannot be reproduced, stored and/or transmitted in whole or in part by any manner of electronic, mechanical, photocopying, recording, broadcasting or otherwise now known or herein after developed without the previous express consent by the copyright owner, except for reproduction in daily press and regular printed publications on sale to the public within 60 days of the event related to those data/results and always provided that copyright symbol appears together as follows below.

© DORNA WSBK ORGANIZATION Srl 2026

FICR PERUGIA TIMING





Donington Park 4.023 m

Prosecco DOC UK Round, 10-12 July 2026
Chronological Analysis Race 1

Start at 15:30'16.296

1 / 5

1° 7 I. LECUONA [1'25.520]						
Lap	Seg1	Seg2	Seg3	Seg4	Lap Time	Local Time
1		23.556	21.394	22.325	1'28.933	15:31'45.229
2	18.573	23.582	21.391	22.282	1'25.828	15:33'11.057
3	18.501	23.619	21.483	22.293	1'25.896	15:34'36.953
4	18.430	23.488	21.392	22.210	1'25.520	15:36'02.473
5	18.438	23.371	21.533	22.361	1'25.703	15:37'28.176
6	18.392	23.471	21.397	22.369	1'25.629C	15:38'53.805
7	18.481	23.478	21.338	22.286	1'25.583C	15:40'19.388
8	18.518	23.468	21.373	22.378	1'25.737	15:41'45.125
9	18.503	23.430	21.333	22.255	1'25.521	15:43'10.646
10	18.586	23.551	21.299	22.298	1'25.734	15:44'36.380
11	18.529	23.590	21.234	22.234	1'25.587	15:46'01.967
12	18.558	23.508	21.284	22.270	1'25.620	276,9 15:47'27.587
13	18.612	23.580	21.335	22.377	1'25.904	15:48'53.491
14	18.491	23.563	21.438	22.336	1'25.828	15:50'19.319
15	18.655	23.556	21.417	22.300	1'25.928	15:51'45.247
16	18.586	23.511	21.320	22.375	1'25.792	276,9 15:53'11.039
17	18.606	23.593	21.331	22.379	1'25.909	15:54'36.948
18	18.624	23.613	21.355	22.228	1'25.820	15:56'02.768
19	18.621	23.651	21.367	22.319	1'25.958	15:57'28.726
20	18.585	23.604	21.435	22.508	1'26.132	15:58'54.858
21	18.594	23.604	22.127	22.543	1'26.868	16:00'21.726
22	18.685	23.735	21.601	22.649	1'26.670	16:01'48.396
23	18.669	23.770	21.573	22.482	1'26.494	16:03'14.890
Race Time 32'58.594						

11	18.417	23.734	21.456	22.558	1'26.165	275,5	15:46'06.558
12	18.583	23.769	21.283	22.599	1'26.234	276,2	15:47'32.792
13	18.426	23.860	21.273	22.615	1'26.174	276,2	15:48'58.966
14	18.485	23.771	21.233	22.574	1'26.063	274,8	15:50'25.029
15	18.494	23.776	21.299	22.395	1'25.964	275,5	15:51'50.993
16	18.453	23.814	21.276	22.453	1'25.996	276,2	15:53'16.989
17	18.417	23.746	21.280	22.540	1'25.983	272,7	15:54'42.972
18	18.540	23.812	21.351	22.653	1'26.356	276,2	15:56'09.328
19	18.418	23.832	21.316	22.662	1'26.228	274,8	15:57'35.556
20	18.466	23.827	21.324	22.616	1'26.233C	275,5	15:59'01.789
21	18.571	23.743	21.503	22.528	1'26.345	275,5	16:00'28.134
22	18.706	23.960	21.463	22.525	1'26.654	277,6	16:01'54.788
23	18.525	24.019	21.583	22.686	1'26.813	275,5	16:03'21.601
Race Time 33'05.305							

2° 11 N. BULEGA [1'25.491]						
Lap	Seg1	Seg2	Seg3	Seg4	Lap Time	Local Time
1		23.768	21.423	22.332	1'29.291	15:31'45.587
2	18.324	23.709	21.409	22.359	1'25.801	15:33'11.388
3	18.315	23.778	21.343	22.411	1'25.847	15:34'37.235
4	18.345	23.548	21.396	22.303	1'25.592	15:36'02.827
5	18.380	23.448	21.276	22.500	1'25.604	15:37'28.431
6	18.275	23.570	21.279	22.523	1'25.647	15:38'54.078
7	18.352	23.581	21.248	22.414	1'25.595	15:40'19.673
8	18.409	23.493	21.488	22.430	1'25.820	279,1 15:41'45.493
9	18.349	23.598	21.373	22.390	1'25.710	15:43'11.203
10	18.315	23.513	21.278	22.419	1'25.525	15:44'36.728
11	18.328	23.617	21.340	22.431	1'25.716	15:46'02.444
12	18.362	23.450	21.269	22.410	1'25.491	15:47'27.935
13	18.420	23.556	21.430	22.389	1'25.795	15:48'53.730
14	18.404	23.666	21.348	22.422	1'25.840	15:50'19.570
15	18.486	23.748	21.402	22.362	1'25.998	15:51'45.568
16	18.524	23.516	21.438	22.464	1'25.942	15:53'11.510
17	18.476	23.588	21.350	22.418	1'25.832	15:54'37.342
18	18.498	23.620	21.398	22.349	1'25.865	15:56'03.207
19	18.490	23.703	21.378	22.374	1'25.945	15:57'29.152
20	18.404	23.557	21.460	22.438	1'25.859	15:58'55.011
21	18.567	23.667	21.845	22.773	1'26.852	16:00'21.863
22	18.655	23.866	21.474	22.830	1'26.825	16:01'48.688
23	18.596	23.731	21.489	22.551	1'26.367	16:03'15.055
Race Time 32'58.759						

4° 14 S. LOWES [1'25.767]						
Lap	Seg1	Seg2	Seg3	Seg4	Lap Time	Local Time
1		24.032	21.405	22.360	1'29.761	15:31'46.057
2	18.503	23.598	21.451	22.559	1'26.111	15:33'12.168
3	18.548	23.603	21.396	22.390	1'25.937	15:34'38.105
4	18.401	23.554	21.382	22.430	1'25.767	15:36'03.872
5	18.417	23.607	21.404	22.654	1'26.082	15:37'29.954
6	18.552	23.591	21.379	22.470	1'25.992	15:38'55.946
7	18.517	23.559	21.374	22.561	1'26.011	15:40'21.957
8	18.556	23.683	21.484	22.537	1'26.260	15:41'48.217
9	19.046	23.782	21.392	22.524	1'26.744	15:43'14.961
10	18.657	23.621	21.419	22.647	1'26.344	15:44'41.305
11	18.727	23.594	21.499	22.503	1'26.323	15:46'07.628
12	18.664	23.678	21.331	22.518	1'26.191	15:47'33.819
13	18.668	23.595	21.372	22.595	1'26.230	15:49'00.049
14	18.674	23.582	21.361	22.512	1'26.129	15:50'26.178
15	18.643	23.718	21.391	22.409	1'26.161	15:51'52.339
16	18.701	23.815	21.512	22.639	1'26.667	15:53'19.006
17	18.806	23.729	21.580	22.502	1'26.617	15:54'45.623
18	18.755	23.721	21.497	22.528	1'26.501	15:56'12.124
19	18.723	23.752	21.444	22.632	1'26.551	15:57'38.675
20	18.759	23.724	21.438	22.699	1'26.620	15:59'05.295
21	18.820	23.936	21.554	22.623	1'26.933	16:00'32.228
22	18.905	23.863	21.563	22.639	1'26.970	276,9 16:01'59.198
23	18.928	24.061	21.550	22.821	1'27.360	275,5 16:03'26.558
Race Time 33'10.262						

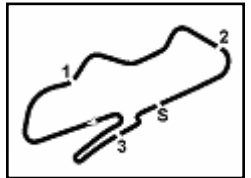
3° 5 Y. MONTELLA [1'25.567]						
Lap	Seg1	Seg2	Seg3	Seg4	Lap Time	Local Time
1		24.527	21.498	22.529	1'30.401	15:31'46.697
2	18.429	23.703	21.210	22.639	1'25.981	15:33'12.678
3	18.463	23.759	21.269	22.536	1'26.027	15:34'38.705
4	18.497	23.881	21.233	22.595	1'26.206	15:36'04.911
5	18.436	23.567	21.569	22.568	1'26.140C	279,1 15:37'31.051
6	18.493	23.672	21.191	22.461	1'25.817C	275,5 15:38'56.868
7	18.318	23.592	21.227	22.430	1'25.567	276,2 15:40'22.435
8	18.402	23.764	21.271	22.566	1'26.003	276,9 15:41'48.438
9	18.358	23.653	21.425	22.394	1'25.830	273,4 15:43'14.268
10	18.476	23.638	21.526	22.485	1'26.125	271,4 15:44'40.393

5° 46 T. BRIDEWELL [1'25.758]						
Lap	Seg1	Seg2	Seg3	Seg4	Lap Time	Local Time
1		24.268	21.672	22.619	1'30.789	15:31'47.085
2	18.390	23.505	21.420	22.593	1'25.908	15:33'12.993
3	18.368	23.657	21.487	22.676	1'26.188	15:34'39.181
4	18.359	23.701	21.372	22.654	1'26.086	15:36'05.267
5	18.380	23.448	21.549	22.692	1'26.069	15:37'31.336
6	18.457	23.614	21.406	22.583	1'26.060	15:38'57.396
7	18.423	23.627	21.360	22.697	1'26.107	15:40'23.503
8	18.382	23.485	21.321	22.570	1'25.758	274,8 15:41'49.261
9	18.391	23.606	21.472	22.684	1'26.153	275,5 15:43'15.414
10	18.478	23.718	21.419	22.610	1'26.225	274,1 15:44'41.639
11	18.517	23.720	21.375	22.745	1'26.357	276,9 15:46'07.996
12	18.510	23.757	21.435	22.764	1'26.466	276,9 15:47'34.462
13	18.479	23.641	21.406	22.692	1'26.218C	276,2 15:49'00.680
14	18.448	23.558	21.447	22.740	1'26.193	276,2 15:50'26.873
15	18.531	23.710	21.439	22.775	1'26.455	277,6 15:51'53.328
16	18.532	23.644	21.395	22.814	1'26.385	276,9 15:53'19.713
17	18.630	23.769	21.548	22.757	1'26.704	276,2 15:54'46.417
18	18.564	23.711	21.530	22.760	1'26.565	275,5 15:56'12.982
19	18.583	23.779	21.593	22.843	1'26.798	274,1 15:57'39.780
20	18.567	23.978	21.579	22.885	1'27.009	272,7 15:59'06.789
21	18.690	24.085	21.634	22.836	1'27.245	273,4 16:00'34.034
22	18.722	23.958	21.668	22.831	1'27.179	276,2 16:02'01.213

11/07/2026 P = Pits In/Out - C = Lap Time Cancelled

These data/results cannot be reproduced, stored and/or transmitted in whole or in part by any manner of electronic, mechanical, photocopying, recording, broadcasting or otherwise now known or herein after developed without the previous express consent by the copyright owner, except for reproduction in daily press and regular printed publications on sale to the public within 60 days of the event related to those data/results and always provided that copyright symbol appears together as follows below.

© DORNA WSBK ORGANIZATION Srl 2026



Donington Park 4.023 m

Prosecco DOC UK Round, 10-12 July 2026 Chronological Analysis Race 1

Start at 15:30'16.296

2 / 5

23 18.760 24.228 21.663 23.298 1'27.949 275,5 16:03'29.162
Race Time 33'12.866

8 18.465 **23.708** 21.551 22.752 1'26.476 272,7 15:41'55.273
9 18.489 24.018 21.638 22.579 1'26.724 270,7 15:43'21.997
10 18.558 23.929 21.496 22.563 1'26.546 272,7 15:44'48.543

6° 34 L. BALDASSARRI [1'26.012]

Lap	Seg.1	Seg.2	Seg.3	Seg.4	Lap Time	km/h	Local Time
1		24.391	21.965	22.932	1'31.928	264,7	15:31'48.224
2	18.516	23.846	21.576	22.622	1'26.560	270,0	15:33'14.784
3	18.479	23.816	21.498	22.692	1'26.485	275,5	15:34'41.269
4	18.499	23.808	21.534	22.601	1'26.442	274,1	15:36'07.711
5	18.486	23.938	21.498	22.770	1'26.692	270,0	15:37'34.403
6	18.458	23.739	21.412	22.547	1'26.156	273,4	15:39'00.559
7	18.607	24.006	21.551	22.445	1'26.609	272,0	15:40'27.168
8	18.497	23.702	21.345	22.468	1'26.012	272,7	15:41'53.180
9	18.501	23.726	21.518	22.743	1'26.488	271,4	15:43'19.668
10	18.557	23.669	21.496	22.497	1'26.219	271,4	15:44'45.887
11	18.596	23.616	21.404	22.482	1'26.098	273,4	15:46'11.985
12	18.659	23.741	21.487	22.596	1'26.483	273,4	15:47'38.468
13	18.586	23.720	21.513	22.632	1'26.451	273,4	15:49'04.919
14	18.547	23.675	21.443	22.581	1'26.246	273,4	15:50'31.165
15	18.648	23.760	21.467	22.487	1'26.362	274,1	15:51'57.527
16	18.689	23.792	21.493	22.529	1'26.503	273,4	15:53'24.030
17	18.654	23.717	21.451	22.575	1'26.397	274,1	15:54'50.427
18	18.559	23.977	21.495	22.738	1'26.769	270,7	15:56'17.196
19	18.660	23.882	21.565	22.657	1'26.764	272,7	15:57'43.960
20	18.701	23.805	21.559	22.668	1'26.733	271,4	15:59'10.693
21	18.741	23.897	21.869	22.617	1'27.124	261,5	16:00'37.817
22	18.726	23.853	21.506	22.558	1'26.643	275,5	16:02'04.460
23	18.766	24.193	21.577	22.724	1'27.260	274,1	16:03'31.720

Race Time 33'15.424

9° 47 A. BASSANI [1'26.417]

Lap	Seg.1	Seg.2	Seg.3	Seg.4	Lap Time	km/h	Local Time
1		24.366	22.088	22.880	1'31.762	266,7	15:31'48.058
2	18.477	23.775	21.519	22.646	1'26.417	275,5	15:33'14.475
3	18.521	23.804	21.571	22.639	1'26.535	273,4	15:34'41.010
4	18.641	24.176	21.504	22.744	1'27.065	276,9	15:36'08.075
5	18.480	23.902	21.606	22.813	1'26.801	273,4	15:37'34.876
6	18.524	23.958	21.496	22.926	1'26.904	275,5	15:39'01.780
7	18.677	23.816	21.513	22.614	1'26.620	273,4	15:40'28.400
8	18.557	23.781	21.644	22.681	1'26.663	272,7	15:41'55.063
9	18.517	23.768	21.979	22.962	1'27.226C	269,3	15:43'22.289
10	18.676	23.965	21.583	22.628	1'26.852	273,4	15:44'49.141
11	18.581	23.873	21.539	22.741	1'26.734	272,0	15:46'15.875
12	18.657	23.957	21.435	22.634	1'26.683	273,4	15:47'42.558
13	18.656	23.716	21.362	22.736	1'26.470	276,2	15:49'09.028
14	18.666	23.815	21.478	22.603	1'26.562	272,7	15:50'35.590
15	18.649	24.097	21.525	22.666	1'26.937	274,1	15:52'02.527
16	18.700	23.993	21.457	22.691	1'26.841	274,1	15:53'29.368
17	18.764	23.934	21.483	22.701	1'26.882	274,8	15:54'56.250
18	18.716	23.917	21.468	22.642	1'26.743	273,4	15:56'22.993
19	18.709	23.983	21.607	22.648	1'26.947	272,7	15:57'49.940
20	18.642	23.958	21.507	22.751	1'26.858	273,4	15:59'16.798
21	18.784	24.050	21.560	22.826	1'27.220	272,0	16:00'44.018
22	18.741	23.970	21.559	22.901	1'27.171	274,8	16:02'11.189
23	18.871	24.277	21.712	22.968	1'27.828	276,9	16:03'39.017

Race Time 33'22.721

7° 22 A. LOWES [1'26.058]

Lap	Seg.1	Seg.2	Seg.3	Seg.4	Lap Time	km/h	Local Time
1		24.097	21.355	22.506	1'30.053	274,8	15:31'46.349
2	18.534	23.553	21.282	22.689	1'26.058	273,4	15:33'12.407
3	18.597	23.641	21.409	22.482	1'26.129	272,7	15:34'38.536
4	18.519	23.761	21.270	22.557	1'26.107	274,8	15:36'04.643
5	18.458	23.589	21.646	22.598	1'26.291	271,4	15:37'30.934
6	18.476	24.268	21.676	22.585	1'27.005	271,4	15:38'57.939
7	18.691	23.853	21.523	22.584	1'26.651	270,0	15:40'24.590
8	18.702	23.708	21.439	22.519	1'26.368	272,0	15:41'50.958
9	18.573	23.758	21.553	22.512	1'26.396	269,3	15:43'17.354
10	18.652	23.751	21.515	22.465	1'26.383	269,3	15:44'43.737
11	18.656	23.902	21.419	22.577	1'26.554	272,0	15:46'10.291
12	18.675	23.734	21.434	22.524	1'26.367	272,0	15:47'36.658
13	18.603	23.778	21.474	22.799	1'26.654	272,0	15:49'03.312
14	18.626	23.818	21.441	22.690	1'26.575	270,7	15:50'29.887
15	18.670	23.894	21.499	22.520	1'26.583	273,4	15:51'56.470
16	18.813	23.957	21.468	22.646	1'26.884C	271,4	15:53'23.354
17	18.721	23.908	21.514	22.569	1'26.712	271,4	15:54'50.066
18	18.696	23.987	21.608	22.651	1'26.942C	270,0	15:56'17.008
19	18.763	24.192	21.560	22.827	1'27.342	272,0	15:57'44.350
20	18.717	24.259	21.515	22.595	1'27.086	273,4	15:59'11.436
21	18.797	23.901	21.558	22.654	1'26.910	271,4	16:00'38.346
22	18.805	23.916	21.461	22.733	1'26.915	274,1	16:02'05.261
23	18.724	24.103	21.439	22.632	1'26.898	274,1	16:03'32.159

Race Time 33'15.863

10° 97 X. VIERGE [1'26.323]

Lap	Seg.1	Seg.2	Seg.3	Seg.4	Lap Time	km/h	Local Time
1		24.310	21.707	22.801	1'31.170	274,8	15:31'47.466
2	18.481	23.701	21.467	22.674	1'26.323	270,7	15:33'13.789
3	18.511	23.753	21.577	22.642	1'26.483	268,7	15:34'40.272
4	18.533	23.968	21.580	22.646	1'26.727	270,0	15:36'06.999
5	18.644	23.726	21.662	22.598	1'26.630	267,3	15:37'33.629
6	18.681	23.787	21.636	22.601	1'26.705	268,0	15:39'00.334
7	18.737	24.486	21.812	22.684	1'27.719	269,3	15:40'28.053
8	18.669	23.863	21.701	23.251	1'27.484	268,7	15:41'55.537
9	18.652	23.908	21.605	22.872	1'27.037	270,0	15:43'22.574
10	18.701	23.925	21.606	22.732	1'26.964	271,4	15:44'49.538
11	18.683	23.827	21.554	22.791	1'26.855	271,4	15:46'16.393
12	18.645	23.904	21.572	22.725	1'26.846	274,1	15:47'43.239
13	18.676	23.858	21.652	22.539	1'26.725	272,0	15:49'09.964
14	18.615	23.652	21.539	22.626	1'26.432	272,0	15:50'36.396
15	18.696	23.948	21.585	22.675	1'26.904	271,4	15:52'03.300
16	18.753	23.875	21.660	22.702	1'26.990	271,4	15:53'30.290
17	18.703	23.820	21.612	22.697	1'26.832	272,0	15:54'57.122
18	18.697	23.824	21.578	22.777	1'26.876	271,4	15:56'23.998
19	18.800	24.008	21.727	22.850	1'27.385	271,4	15:57'51.383

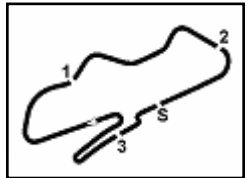
8° 31 G. GERLOFF [1'26.320]

Lap	Seg.1	Seg.2	Seg.3	Seg.4	Lap Time	km/h	Local Time
1		24.456	21.906	23.316	1'32.421	260,9	15:31'48.717
2	18.687	23.922	21.721	22.576	1'26.906	270,7	15:33'15.623
3	18.526	23.760	21.542	22.492	1'26.320	274,1	15:34'41.943
4	18.487	23.883	21.551	22.516	1'26.437	276,2	15:36'08.380
5	18.438	23.808	21.617	22.842	1'26.705	279,1	15:37'35.085
6	18.520	23.884	21.563	22.914	1'26.881	278,4	15:39'01.966
7	18.576	23.969	21.582	22.704	1'26.831	276,9	15:40'28.797

11/07/2026 P = Pits In/Out - C = Lap Time Cancelled

These data/results cannot be reproduced, stored and/or transmitted in whole or in part by any manner of electronic, mechanical, photocopying, recording, broadcasting or otherwise now known or herein after developed without the previous express consent by the copyright owner, except for reproduction in daily press and regular printed publications on sale to the public within 60 days of the event related to those data/results and always provided that copyright symbol appears together as follows below.

© DORNA WSBK ORGANIZATION Srl 2026



Donington Park 4.023 m

Prosecco DOC UK Round, 10-12 July 2026 Chronological Analysis Race 1

Start at 15:30'16.296

3 / 5

20	18.784	24.017	21.732	22.770	1'27.303	268,7	15:59'18.686
21	18.766	24.094	21.717	22.746	1'27.323	270,7	16:00'46.009
22	18.910	24.161	21.736	22.939	1'27.746	273,4	16:02'13.755
23	18.910	24.213	21.876	22.978	1'27.977	269,3	16:03'41.732
Race Time 33'25.436							

5	18.874	24.013	21.659	22.582	1'27.128	268,7	15:37'37.465
6	18.676	24.078	21.673	22.627	1'27.054	271,4	15:39'04.519
7	18.708	24.059	21.610	22.623	1'27.000	269,3	15:40'31.519
8	18.731	24.039	21.561	22.611	1'26.942	270,0	15:41'58.461
9	18.738	23.991	21.770	22.559	1'27.058	270,0	15:43'25.519
10	18.762	24.121	21.572	22.493	1'26.948	270,0	15:44'52.467
11	18.694	24.012	21.580	22.614	1'26.900	270,0	15:46'19.367
12	18.740	24.065	21.657	22.612	1'27.074	272,7	15:47'46.441
13	18.704	23.911	21.769	22.624	1'27.008	271,4	15:49'13.449
14	18.708	24.030	21.504	22.635	1'26.877	271,4	15:50'40.326
15	18.803	24.062	21.640	22.519	1'27.024	270,0	15:52'07.350
16	18.815	23.999	21.628	22.559	1'27.001	270,0	15:53'34.351
17	18.734	23.951	21.666	22.537	1'26.888	268,7	15:55'01.239
18	18.774	24.026	21.533	22.702	1'27.035	272,7	15:56'28.274
19	18.745	24.197	21.669	22.638	1'27.249	268,7	15:57'55.523
20	18.702	24.191	21.596	22.616	1'27.105	270,7	15:59'22.628
21	18.963	24.127	21.551	22.616	1'27.257	270,7	16:00'49.885
22	18.903	24.046	22.563	23.048	1'28.560	276,2	16:02'18.445
23	18.888	24.072	21.578	22.773	1'27.311	272,7	16:03'45.756
Race Time 33'29.460							

11° 88 M. OLIVEIRA [1'26.367]							
Lap	Seg1	Seg2	Seg3	Seg4	Lap Time	km/h	Local Time
1		24.343	21.871	22.541	1'31.304	271,4	15:31'47.600
2	18.643	23.607	21.526	22.591	1'26.367	270,7	15:33'13.967
3	18.695	23.715	21.616	22.553	1'26.579	271,4	15:34'40.546
4	18.561	23.882	21.564	22.808	1'26.815	276,9	15:36'07.361
5	18.749	23.862	21.521	23.135	1'27.267	273,4	15:37'34.628
6	18.643	23.808	21.524	23.427	1'27.402	275,5	15:39'02.030
7	18.944	23.944	21.509	22.690	1'27.087	276,2	15:40'29.117
8	18.666	23.665	21.604	22.792	1'26.727	274,1	15:41'55.844
9	18.750	23.868	21.630	22.672	1'26.920	274,1	15:43'22.764
10	18.786	23.890	21.662	22.739	1'27.077	272,0	15:44'49.841
11	18.627	23.855	21.596	22.765	1'26.843	274,8	15:46'16.684
12	18.767	23.882	21.578	22.746	1'26.973	277,6	15:47'43.657
13	18.802	23.853	21.605	22.736	1'26.996	276,2	15:49'10.653
14	18.799	23.823	21.591	22.590	1'26.803	274,8	15:50'37.456
15	18.813	23.958	21.658	22.645	1'27.074	272,0	15:52'04.530
16	18.884	23.919	21.723	22.620	1'27.146	272,7	15:53'31.676
17	18.842	23.902	21.781	22.706	1'27.231	274,1	15:54'58.907
18	18.826	23.986	21.692	22.614	1'27.118	272,0	15:56'26.025
19	18.930	23.911	21.634	22.621	1'27.096	271,4	15:57'53.121
20	18.908	23.963	21.823	22.685	1'27.379	271,4	15:59'20.500
21	19.000	24.119	21.662	22.774	1'27.555	273,4	16:00'48.055
22	18.998	24.044	21.695	22.806	1'27.543	276,2	16:02'15.598
23	19.135	24.182	21.782	22.882	1'27.981	274,8	16:03'43.579
Race Time 33'27.283							

14° 19 A. BAUTISTA [1'26.594]							
Lap	Seg1	Seg2	Seg3	Seg4	Lap Time	km/h	Local Time
1		24.843	22.055	23.201	1'33.121	276,2	15:31'49.417
2	18.749	24.033	21.616	22.987	1'27.385	276,9	15:33'16.802
3	18.701	24.179	21.615	23.423	1'27.918	276,9	15:34'44.720
4	18.585	23.953	21.456	28.437	1'32.431	274,8	15:36'17.151
5	18.686	23.865	21.575	22.618	1'26.744	272,7	15:37'43.895
6	18.604	23.741	21.632	22.667	1'26.644	273,4	15:39'10.539
7	18.544	23.837	21.605	22.608	1'26.594	275,5	15:40'37.133
8	18.752	23.803	21.556	22.683	1'26.794	276,2	15:42'03.927
9	18.580	23.794	21.640	22.602	1'26.616	276,2	15:43'30.543
10	18.581	23.871	21.521	22.817	1'26.790	274,1	15:44'57.333
11	18.616	24.082	21.801	22.720	1'27.219	275,5	15:46'24.552
12	18.603	23.930	21.802	22.680	1'27.015	277,6	15:47'51.567
13	18.661	24.168	21.832	22.577	1'27.238	281,3	15:49'18.805
14	18.521	23.969	21.562	22.769	1'26.821	275,5	15:50'45.626
15	18.707	23.813	21.639	22.637	1'26.796	274,8	15:52'12.422
16	18.709	23.872	21.642	22.609	1'26.832	272,7	15:53'39.254
17	19.025	23.927	21.512	22.705	1'27.169	274,1	15:55'06.423
18	18.660	23.951	21.624	22.592	1'26.827	276,9	15:56'33.250
19	18.868	23.930	21.632	22.675	1'27.105	273,4	15:58'00.355
20	18.742	24.080	21.771	22.619	1'27.212	277,6	15:59'27.567
21	18.756	24.102	21.769	22.499	1'27.126	276,2	16:00'54.693
22	18.714	24.011	21.646	22.520	1'26.891	274,1	16:02'21.584
23	18.742	24.038	21.519	22.638	1'26.937	275,5	16:03'48.521
Race Time 33'32.225							

12° 87 R. GARDNER [1'26.769]							
Lap	Seg1	Seg2	Seg3	Seg4	Lap Time	km/h	Local Time
1		24.589	22.104	23.225	1'33.041	273,4	15:31'49.337
2	18.933	24.151	21.683	22.966	1'27.733	271,4	15:33'17.070
3	18.578	24.145	21.751	22.989	1'27.463	266,0	15:34'44.533
4	18.492	23.785	21.622	22.923	1'26.822	274,8	15:36'11.355
5	18.616	23.802	21.684	22.852	1'26.954	269,3	15:37'38.309
6	18.562	23.887	21.689	22.923	1'27.061	274,8	15:39'05.370
7	18.625	23.954	21.601	22.932	1'27.112	273,4	15:40'32.482
8	18.469	23.867	21.581	22.863	1'26.780	274,8	15:41'59.262
9	18.626	23.931	21.612	22.964	1'27.133	272,0	15:43'26.395
10	18.631	23.853	21.571	22.896	1'26.951	274,8	15:44'53.346
11	18.673	23.721	21.926	22.722	1'27.042	274,1	15:46'20.388
12	18.593	23.733	21.643	22.800	1'26.769	274,8	15:47'47.157
13	18.683	23.798	21.671	22.872	1'27.024	272,7	15:49'14.181
14	18.573	23.862	21.655	22.919	1'27.009	271,4	15:50'41.190
15	18.703	23.884	21.763	22.843	1'27.193	271,4	15:52'08.383
16	18.711	23.736	21.693	22.837	1'26.977	272,7	15:53'35.360
17	18.722	23.870	21.615	22.715	1'26.922	271,4	15:55'02.282
18	18.662	23.741	21.666	22.704	1'26.773	272,0	15:56'29.055
19	18.659	23.780	21.728	22.828	1'26.995	270,7	15:57'56.050
20	18.689	23.895	21.651	22.801	1'27.036	272,0	15:59'23.086
21	18.816	23.969	21.643	22.737	1'27.165	272,7	16:00'50.251
22	18.772	23.829	22.516	22.961	1'28.078	271,4	16:02'18.329
23	18.861	23.967	21.688	22.738	1'27.254	271,4	16:03'45.583
Race Time 33'29.287							

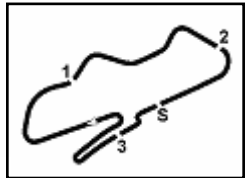
15° 9 D. PETRUCCI [1'26.952]							
Lap	Seg1	Seg2	Seg3	Seg4	Lap Time	km/h	Local Time
1		24.657	21.875	23.173	1'32.637	277,6	15:31'48.933
2	18.619	24.128	21.717	22.855	1'27.319	276,2	15:33'16.252
3	18.855	24.276	21.628	22.721	1'27.480	273,4	15:34'43.732
4	18.657	23.989	21.605	22.843	1'27.094	272,7	15:36'10.826
5	18.734	23.868	21.691	22.732	1'27.025	271,4	15:37'37.851
6	18.618	23.973	21.658	22.887	1'27.136	275,5	15:39'04.987
7	18.554	23.919	21.654	22.825	1'26.952	276,2	15:40'31.939
8	18.590	23.918	21.584	22.902	1'26.994	276,2	15:41'58.933
9	18.634	23.814	21.696	22.855	1'26.999	273,4	15:43'25.932
10	18.755	23.876	21.511	22.824	1'26.966	274,1	15:44'52.898
11	18.579	23.888	21.734	22.853	1'27.054	274,8	15:46'19.952
12	18.710	23.824	21.594	22.851	1'26.979	274,8	15:47'46.931
13	18.657	23.864	21.673	22.844	1'27.038	276,2	15:49'13.969
14	18.592	23.901	21.606	22.860	1'26.959	274,8	15:50'40.928
15	18.755	23.966	21.700	23.128	1'27.549	274,1	15:52'08.477
16	18.811	24.869	21.780	22.860	1'28.320	274,1	15:53'36.797

13° 55 A. LOCATELLI [1'26.802]							
Lap	Seg1	Seg2	Seg3	Seg4	Lap Time	km/h	Local Time
1		24.615	21.985	22.966	1'32.293	270,0	15:31'48.589
2	18.711	24.302	22.053	22.817	1'27.883	272,0	15:33'16.472
3	18.725	23.888	21.693	22.496	1'26.802	266,7	15:34'43.274
4	18.561	24.318	21.618	22.566	1'27.063	270,7	15:36'10.337

11/07/2026 P = Pits In/Out - C = Lap Time Cancelled

These data/results cannot be reproduced, stored and/or transmitted in whole or in part by any manner of electronic, mechanical, photocopying, recording, broadcasting or otherwise now known or herein after developed without the previous express consent by the copyright owner, except for reproduction in daily press and regular printed publications on sale to the public within 60 days of the event related to those data/results and always provided that copyright symbol appears together as follows below.

© DORNA WSBK ORGANIZATION Srl 2026



Donington Park 4.023 m

Prosecco DOC UK Round, 10-12 July 2026
Chronological Analysis Race 1

Start at 15:30'16.296

4 / 5

17	18.676	23.933	21.650	22.820	1'27.079	274,8	15:55'03.876	2	18.676	24.110	21.884	23.036	1'27.706	268,0	15:33'17.706
18	18.795	24.065	21.655	22.985	1'27.500	274,1	15:56'31.376	3	18.614	24.024	21.590	23.213	1'27.441	270,7	15:34'45.147
19	18.832	24.043	22.654	23.246	1'28.775C	274,8	15:58'00.151	4	18.678	24.102	21.512	22.826	1'27.118	272,7	15:36'12.265
20	18.758	24.104	22.303	22.886	1'28.051	268,7	15:59'28.202	5	18.694	23.823	21.506	22.859	1'26.882	265,4	15:37'39.147
21	18.833	24.077	21.723	22.879	1'27.512	273,4	16:00'55.714	6	18.665	23.904	21.573	22.840	1'26.982	272,0	15:39'06.129
22	18.929	24.147	21.670	22.813	1'27.559	275,5	16:02'23.273	7	18.709	23.929	21.495	22.757	1'26.890	273,4	15:40'33.019
23	18.824	24.245	21.812	23.085	1'27.966	266,7	16:03'51.239	8	18.763	23.874	21.546	22.999	1'27.182	272,0	15:42'00.201
Race Time 33'34.943								9	18.767	23.873	21.721	22.813	1'27.174	269,3	15:43'27.375
Race Time 33'34.943								10	18.610	24.072	21.632	22.784	1'27.098	269,3	15:44'54.473
Race Time 33'34.943								11	18.682	23.846	21.652	22.739	1'26.919	269,3	15:46'21.392
Race Time 33'34.943								12	18.760	23.994	21.734	22.773	1'27.261	272,0	15:47'48.653
Race Time 33'34.943								13	18.632	23.967	24.786	23.737	1'31.122C	273,4	15:49'19.775
Race Time 33'34.943								14	18.778	24.075	21.782	22.724	1'27.359	269,3	15:50'47.134
Race Time 33'34.943								15	18.739	24.012	21.744	22.675	1'27.170	270,0	15:52'14.304
Race Time 33'34.943								16	18.829	24.236	21.758	22.785	1'27.608	270,0	15:53'41.912
Race Time 33'34.943								17	18.814	24.082	21.674	22.787	1'27.357	273,4	15:55'09.269
Race Time 33'34.943								18	18.759	23.998	21.806	22.937	1'27.500	272,0	15:56'36.769
Race Time 33'34.943								19	18.864	24.268	21.791	23.111	1'28.034	272,0	15:58'04.803
Race Time 33'34.943								20	18.868	24.141	21.798	22.919	1'27.726	270,0	15:59'32.529
Race Time 33'34.943								21	18.818	24.411	21.716	22.966	1'27.911	270,0	16:01'00.440
Race Time 33'34.943								22	18.823	24.101	21.629	22.959	1'27.512	274,1	16:02'27.952
Race Time 33'34.943								23	18.840	24.127	21.763	23.203	1'27.933	270,0	16:03'55.885
Race Time 33'34.943								Race Time 33'39.589							

16° 62 S. MANZI (1'26.885)

Lap	Seg1	Seg2	Seg3	Seg4	Lap Time	km/h	Local Time
1		24.820	22.055	23.341	1'33.427	266,0	15:31'49.723
2	18.797	24.056	21.813	22.914	1'27.580	268,7	15:33'17.303
3	18.624	24.020	21.788	23.105	1'27.537	268,0	15:34'44.840
4	18.650	23.970	21.650	22.638	1'26.908	272,0	15:36'11.748
5	18.660	23.778	21.636	22.875	1'26.949	271,4	15:37'38.697
6	18.624	23.809	21.759	22.803	1'26.995	270,7	15:39'05.692
7	18.609	23.901	21.609	22.854	1'26.973	273,4	15:40'32.665
8	18.650	23.755	21.628	22.863	1'26.896	274,8	15:41'59.561
9	18.585	23.898	21.640	22.900	1'27.023	274,1	15:43'26.584
10	18.589	24.076	21.620	22.797	1'27.082	271,4	15:44'53.666
11	18.643	23.822	21.654	22.880	1'26.999	273,4	15:46'20.665
12	18.660	23.866	21.568	22.791	1'26.885	271,4	15:47'47.550
13	18.613	23.786	21.715	22.828	1'26.942	273,4	15:49'14.492
14	18.544	23.845	21.645	23.101	1'27.135	273,4	15:50'41.627
15	18.652	23.954	21.723	22.820	1'27.149	271,4	15:52'08.776
16	18.697	24.164	21.719	22.808	1'27.388	269,3	15:53'36.164
17	18.795	23.879	21.609	22.757	1'27.040	268,0	15:55'03.204
18	18.794	23.943	22.025	23.042	1'27.804	269,3	15:56'31.008
19	18.976	24.036	21.919	23.128	1'28.059	268,0	15:57'59.067
20	18.926	24.188	21.800	23.013	1'27.927	268,0	15:59'26.994
21	19.051	24.123	22.235	23.145	1'28.554	267,3	16:00'55.548
22	19.299	24.223	21.925	23.051	1'28.498	272,0	16:02'24.046
23	19.056	24.387	22.046	23.581	1'29.070	268,7	16:03'53.116
Race Time 33'36.820							

19° 13 M. RATO (1'27.040)

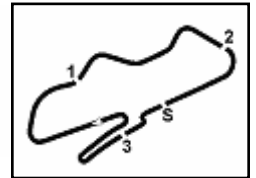
Lap	Seg1	Seg2	Seg3	Seg4	Lap Time	km/h	Local Time
1		24.787	22.698	23.316	1'34.431	268,7	15:31'50.727
2	18.752	24.391	21.958	23.106	1'28.207	271,4	15:33'18.934
3	18.929	24.064	21.746	22.783	1'27.522	270,7	15:34'46.456
4	18.646	24.073	21.777	22.908	1'27.404	272,0	15:36'13.860
5	18.664	23.874	21.758	22.744	1'27.040	268,7	15:37'40.900
6	18.650	23.924	21.759	22.811	1'27.144	271,4	15:39'08.044
7	18.621	24.022	21.815	22.845	1'27.303	270,7	15:40'35.347
8	18.670	24.051	21.842	22.717	1'27.280	272,0	15:42'02.627
9	18.719	24.009	21.775	22.781	1'27.284	270,0	15:43'29.911
10	18.739	24.036	21.746	22.661	1'27.182	270,0	15:44'57.093
11	18.678	24.036	23.581	23.120	1'29.415C	271,4	15:46'26.508
12	18.888	24.300	21.913	22.808	1'27.909	270,0	15:47'54.417
13	18.912	24.190	21.856	22.814	1'27.772	270,7	15:49'22.189
14	18.830	24.210	21.782	22.838	1'27.660	268,0	15:50'49.849
15	19.061	24.065	21.744	22.917	1'27.787	268,7	15:52'17.636
16	18.925	24.130	21.778	22.863	1'27.696	268,0	15:53'45.332
17	18.958	24.109	21.868	22.810	1'27.745	266,0	15:55'13.077
18	19.065	24.039	21.905	22.910	1'27.919	266,7	15:56'40.996
19	18.985	24.270	21.799	22.916	1'27.970	268,0	15:58'08.966
20	18.917	24.278	21.942	22.890	1'28.027	266,7	15:59'36.993
21	19.132	24.251	21.836	22.855	1'28.074	268,0	16:01'05.067
22	18.943	24.271	21.969	22.828	1'28.011	269,3	16:02'33.078
23	18.996	24.463	22.264	23.333	1'29.056	266,7	16:04'02.134
Race Time 33'45.838							

17° 54 B. SOFUOGLU (1'27.065)

Lap	Seg1	Seg2	Seg3	Seg4	Lap Time	km/h	Local Time
1		24.861	22.255	23.455	1'33.855	262,8	15:31'50.151
2	18.705	24.141	21.889	23.137	1'27.872	266,0	15:33'18.023
3	18.548	23.968	21.749	23.181	1'27.446	268,0	15:34'45.469
4	18.673	24.060	21.749	22.991	1'27.473	272,0	15:36'12.942
5	18.621	23.805	21.811	22.881	1'27.118	266,0	15:37'40.060
6	18.760	23.945	21.718	22.770	1'27.193	270,7	15:39'07.253
7	18.590	23.962	21.767	22.919	1'27.238	270,7	15:40'34.491
8	18.630	23.913	21.660	22.862	1'27.065	270,7	15:42'01.556
9	18.653	23.811	21.798	22.843	1'27.105	268,0	15:43'28.661
10	18.737	23.959	21.659	22.802	1'27.157	268,7	15:44'55.818
11	18.758	23.946	21.652	22.942	1'27.298	270,7	15:46'23.116
12	18.772	23.933	21.901	22.900	1'27.506	268,7	15:47'50.622
13	18.697	23.959	21.898	22.760	1'27.314	271,4	15:49'17.936
14	18.805	24.107	21.828	22.767	1'27.507	267,3	15:50'45.443
15	19.046	24.084	21.839	22.786	1'27.755	264,7	15:52'13.198
16	18.832	24.210	21.719	22.869	1'27.630	269,3	15:53'40.828
17	18.882	24.114	21.907	22.799	1'27.702	268,7	15:55'08.530
18	18.815	24.029	21.859	22.775	1'27.478	268,0	15:56'36.008
19	19.022	24.200	21.842	23.001	1'28.065	268,0	15:58'04.073
20	18.860	24.110	21.843	22.963	1'27.776	268,7	15:59'31.849
21	18.971	24.154	21.764	22.883	1'27.772	264,1	16:00'59.621
22	18.956	24.121	21.806	22.908	1'27.791	270,7	16:02'27.412
23	18.892	24.116	21.699	22.999	1'27.706	270,7	16:03'55.118
Race Time 33'38.822							

20° 35 S. CHANTRA (1'26.934)

Lap	Seg1	Seg2	Seg3	Seg4	Lap Time	km/h	Local Time
1		24.973	22.460	23.200	1'34.212	273,4	15:31'50.508
2	18.862	24.330	22.003	23.107	1'28.302	271,4	15:33'18.810
3	18.950	23.975	21.725	22.821	1'27.471	272,0	15:34'46.281
4	18.713	24.056	21.772	22.846	1'27.387	272,7	15:36'13.668
5	18.682	23.867	21.700	22.685	1'26.934	271,4	15:37'40.602
6	18.594	24.047	21.840	22.661	1'27.142	270,0	15:39'07.744
7	18.634	24.038	21.907	22.792	1'27.371	272,0	15:40'35.115
8	18.700	24.058	21.804	22.693	1'27.255	272,7	15:42'02.370
9	18.711	23.985	21.739	22.741	1'27.176	269,3	15:43'29.546
10	18.659	24.185	21.725	22.647	1'27.216	268,7	15:44'56.762
11	18.716	24.103	21.621	22.671	1'27.111	272,0	15:46'23.873
12	18.762	24.142	21.921	22.709	1'27.534	272,0	15:47'51.407
13	18.693	24.118	22.140	22.995	1'27.946	273,4	15



Prosecco DOC UK Round, 10-12 July 2026 Chronological Analysis Race 1

Start at 15:30'16.296

5 / 5

14	18.747	24.206	21.674	22.574	1'27.201	270,7	15:50'46.554
15	18.690	24.183	21.774	22.663	1'27.310	268,7	15:52'13.864
16	18.736	24.152	21.819	22.721	1'27.428	272,0	15:53'41.292
17	18.821	24.227	21.796	22.755	1'27.599	270,7	15:55'08.891
18	18.793	24.145	21.897	22.916	1'27.751	271,4	15:56'36.642
19	18.840	24.268	21.836	22.962	1'27.906	270,7	15:58'04.548
20	18.884	24.199	21.872	22.851	1'27.806	269,3	15:59'32.354
21	18.857	24.310	21.707	22.759	1'27.633	268,0	16:00'59.987
22	18.799	24.194	21.723	22.957	1'27.673	274,1	16:02'27.660
23	33.823	25.976	22.439	23.651	1'45.889	259,6	16:04'13.549

Race Time 33'57.253

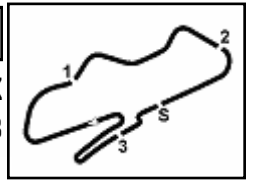
RET	65 J. REA (1'26.831)						
Lap	Seg1	Seg2	Seg3	Seg4	Lap Time	km/h	Local Time
1		24.645	22.150	23.246	1'32.857	272,0	15:31'49.153
2	18.616	24.076	21.886	22.903	1'27.481	273,4	15:33'16.634
3	18.715	24.162	21.621	22.966	1'27.464	273,4	15:34'44.098
4	18.587	23.857	21.521	23.069	1'27.034	272,7	15:36'11.132
5	18.624	23.826	21.629	22.921	1'27.000	271,4	15:37'38.132
6	18.564	23.902	21.597	22.974	1'27.037	272,0	15:39'05.169
7	18.676	23.897	21.522	23.001	1'27.096	273,4	15:40'32.265
8	18.575	23.849	21.436	22.971	1'26.831	274,1	15:41'59.096
9	18.668	23.837	21.603	23.015	1'27.123	272,0	15:43'26.219
10	18.628	23.900	21.460	22.935	1'26.923	272,7	15:44'53.142
11	18.663	23.744	22.297	23.154	1'27.858	275,5	15:46'21.000
12	18.724	23.815	21.447	22.877	1'26.863	272,7	15:47'47.863
13	18.679	23.821	21.610	22.985	1'27.095	274,1	15:49'14.958
14	18.720	23.841	21.488	23.030	1'27.079	272,7	15:50'42.037
15	18.769	23.778	21.637	23.151	1'27.335	274,1	15:52'09.372
16	18.878	24.003	21.932	23.182	1'27.995	274,1	15:53'37.367
17	18.931	24.032	21.643	23.033	1'27.639	271,4	15:55'05.006
18	18.936	23.978	21.699	23.054	1'27.667	271,4	15:56'32.673
19	24.295	26.031	24.459	28.382	1'43.167P	212,6	15:58'15.840

Race Time 27'59.544

11/07/2026 P = Pits In/Out - C = Lap Time Cancelled

These data/results cannot be reproduced, stored and/or transmitted in whole or in part by any manner of electronic, mechanical, photocopying, recording, broadcasting or otherwise now known or herein after developed without the previous express consent by the copyright owner, except for reproduction in daily press and regular printed publications on sale to the public within 60 days of the event related to those data/results and always provided that copyright symbol appears together as follows below.

© DORNA WSBK ORGANIZATION Srl 2026



Donington Park 4.023 m

Prosecco DOC UK Round, 10-12 July 2026

Best Laps & Speeds

No.	Rider Bike	Nat	Best Lap		FP1		FP2		FP3		SP		RC1				
			LL	SPD	LL	SPD	LL	SPD	LL	SPD	LL	SPD	LL	SPD			
1	11 N. BULEGA Ducati Panigale V4R	ITA	1'24.410	84 279,1	1'25.870	20 276,9	1'25.460	20 276,9	1'25.138	13 278,4	1'24.410	8 276,2	1'25.491	23 279,1			
2	7 I. LECUONA Ducati Panigale V4R	ESP	1'24.462	82 279,1	1'25.955	18 276,9	1'25.710	21 276,9	1'25.125	13 279,1	1'24.462	7 276,2	1'25.520	23 276,9			
3	5 Y. MONTELLA Ducati Panigale V4R	ITA	1'24.608	85 279,1	1'26.230	21 277,6	1'25.667	23 275,5	1'24.958	10 277,6	1'24.608	8 275,5	1'25.567	23 279,1			
4	14 S. LOWES Ducati Panigale V4R	GBR	1'24.708	86 278,4	1'26.026	20 276,9	1'26.253	25 276,2	1'24.756	10 276,9	1'24.708	8 278,4	1'25.767	23 276,9			
5	97 X. VIERGE Yamaha YZF R1	ESP	1'25.240	79 274,8	1'26.859	18 270,7	1'26.432	20 272,0	1'25.647	10 274,1	1'25.240	8 274,8	1'26.323	23 274,8			
6	22 A. LOWES bimota KB998 Rimini	GBR	1'25.300	78 274,8	1'26.102	18 274,1	1'25.730	20 273,4	1'25.300	10 274,8	1'25.373	7 272,7	1'26.058	23 274,8			
7	34 L. BALDASSARRI Ducati Panigale V4R	ITA	1'25.314	83 276,9	1'26.194	20 276,9	1'26.125	22 276,2	1'25.666	11 272,7	1'25.314	7 276,2	1'26.012	23 275,5			
8	47 A. BASSANI bimota KB998 Rimini	ITA	1'25.395	79 276,9	1'26.788	18 273,4	1'26.412	23 272,7	1'25.858	8 275,5	1'25.395	7 274,1	1'26.417	23 276,9			
9	46 T. BRIDEWELL Ducati Panigale V4R	GBR	1'25.396	70 277,6	1'26.737	17 273,4	1'26.180	15 276,2	1'25.615	8 276,9	1'25.396	7 274,8	1'25.758	23 277,6			
10	65 J. REA Honda CBR1000RR-R SP	GBR	1'25.429	73 275,5	1'26.555	17 271,4	1'26.241	22 271,4	1'26.275	8 270,0	1'25.429	7 273,4	1'26.831	19 275,5			
11	31 G. GERLOFF Kawasaki ZX-10RR	USA	1'25.468	74 279,1	1'26.324	15 276,2	1'26.149	18 274,1	1'25.687	10 275,5	1'25.468	8 274,8	1'26.320	23 279,1			
12	88 M. OLIVEIRA BMW M 1000 RR	POR	1'25.480	78 277,6	1'27.162	19 274,8	1'26.840	19 274,8	1'25.852	11 275,5	1'25.480	6 276,9	1'26.367	23 277,6			
13	9 D. PETRUCCI BMW M 1000 RR	ITA	1'25.552	79 277,6	1'27.023	19 272,7	1'26.724	20 275,5	1'26.617	10 274,8	1'25.552	7 274,8	1'26.952	23 277,6			
14	96 J. DIXON Honda CBR1000RR-R SP	GBR	1'25.645	64 274,1	1'27.121	6 274,1	1'26.608	18 273,4	1'25.645	10 272,0	1'25.817	7 270,7	1'26.882	23 274,1			
15	67 A. SURRA Ducati Panigale V4R	ITA	1'25.654	42 275,5	1'26.653	18 274,8	1'26.360	15 272,7	1'25.654	9 275,5							
16	55 A. LOCATELLI Yamaha YZF R1	ITA	1'25.663	84 276,2	1'27.523	22 272,7	1'26.761	20 272,0	1'26.217	11 272,0	1'25.663	8 271,4	1'26.802	23 276,2			
17	19 A. BAUTISTA Ducati Panigale V4R	ESP	1'25.665	86 281,3	1'26.298	20 278,4	1'26.121	24 276,2	1'25.665	11 278,4	1'25.735	8 276,2	1'26.594	23 281,3			
18	87 R. GARDNER Yamaha YZF R1	AUS	1'25.702	74 275,5	1'26.833	20 272,0	1'26.462	22 273,4	1'25.702	9 275,5	271,4		1'26.769	23 274,8			
19	35 S. CHANTRA Honda CBR1000RR-R SP	THA	1'25.747	86 274,1	1'27.286	22 271,4	1'26.998	25 271,4	1'26.423	9 273,4	1'25.747	7 274,1	1'26.934	23 274,1			
20	54 B. SOFUOGLU Yamaha YZF R1	TUR	1'25.921	83 273,4	1'27.846	20 269,3	1'26.953	22 270,7	1'26.267	11 272,7	1'25.921	7 273,4	1'27.065	23 272,0			
21	95 T. MACKENZIE Ducati Panigale V4R	GBR	1'25.988	30 274,1	1'26.697	18 274,1	1'25.988	12 272,0									
22	62 S. MANZI Yamaha YZF R1	ITA	1'26.374	81 274,8	1'27.077	19 271,4	1'26.765	20 271,4	1'26.537	13 271,4	1'26.374	6 270,7	1'26.885	23 274,8			
23	13 M. RATO Yamaha YZF R1	ITA	1'26.403	83 272,0	1'28.228	21 270,7	1'27.075	22 272,0	1'26.616	9 271,4	1'26.403	8 271,4	1'27.040	23 272,0			

11/07/2026

These data/results cannot be reproduced, stored and/or transmitted in whole or in part by any manner of electronic, mechanical, photocopying, recording, broadcasting or otherwise now known or herein after developed without the previous express consent by the copyright owner, except for reproduction in daily press and regular printed publications on sale to the public within 60 days of the event related to those data/results and always provided that copyright symbol appears together as follows below.

© DORNA WSBK ORGANIZATION Srl 2026

FICR PERUGIA TIMING

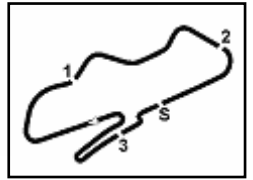


	No.	Rider	Nat	Team	Bike	Class	Lap	Time	Gap
1	11	N. BULEGA	ITA	Aruba.it Racing - Ducati	Ducati Panigale V4R		12	1'25.491	
2	7	I. LECUONA	ESP	Aruba.it Racing - Ducati	Ducati Panigale V4R		4	1'25.520	0.029
3	5	Y. MONTELLA	ITA	Barni Spark Racing Team	Ducati Panigale V4R	IND	7	1'25.567	0.076
4	46	T. BRIDEWELL	GBR	Superbike Advocates	Ducati Panigale V4R	IND	8	1'25.758	0.267
5	14	S. LOWES	GBR	ELF Marc VDS Racing Team	Ducati Panigale V4R	IND	4	1'25.767	0.276
6	34	L. BALDASSARRI	ITA	Team Goeleven	Ducati Panigale V4R	IND	8	1'26.012	0.521
7	22	A. LOWES	GBR	bimota by Kawasaki Racing Team	bimota KB998 Rimini		2	1'26.058	0.567
8	31	G. GERLOFF	USA	Kawasaki WorldSBK Team	Kawasaki ZX-10RR		3	1'26.320	0.829
9	97	X. VIERGE	ESP	Pata Maxus Yamaha	Yamaha YZF R1		2	1'26.323	0.832
10	88	M. OLIVEIRA	POR	ROKiT BMW Motorrad WorldSBK Team	BMW M 1000 RR		2	1'26.367	0.876
11	47	A. BASSANI	ITA	bimota by Kawasaki Racing Team	bimota KB998 Rimini		2	1'26.417	0.926
12	19	A. BAUTISTA	ESP	Barni Spark Racing Team	Ducati Panigale V4R	IND	7	1'26.594	1.103
13	87	R. GARDNER	AUS	GYTR GRT Yamaha WorldSBK Team	Yamaha YZF R1		12	1'26.769	1.278
14	55	A. LOCATELLI	ITA	Pata Maxus Yamaha	Yamaha YZF R1		3	1'26.802	1.311
15	65	J. REA	GBR	Honda HRC	Honda CBR1000RR-R SP		8	1'26.831	1.340
16	96	J. DIXON	GBR	Honda HRC	Honda CBR1000RR-R SP		5	1'26.882	1.391
17	62	S. MANZI	ITA	GYTR GRT Yamaha WorldSBK Team	Yamaha YZF R1		12	1'26.885	1.394
18	35	S. CHANTRA	THA	Honda HRC	Honda CBR1000RR-R SP		5	1'26.934	1.443
19	9	D. PETRUCCI	ITA	ROKiT BMW Motorrad WorldSBK Team	BMW M 1000 RR		7	1'26.952	1.461
20	13	M. RATO	ITA	Motoxrcing WorldSBK Team	Yamaha YZF R1	IND	5	1'27.040	1.549
21	54	B. SOFUOGLU	TUR	Motoxrcing WorldSBK Team	Yamaha YZF R1	IND	8	1'27.065	1.574

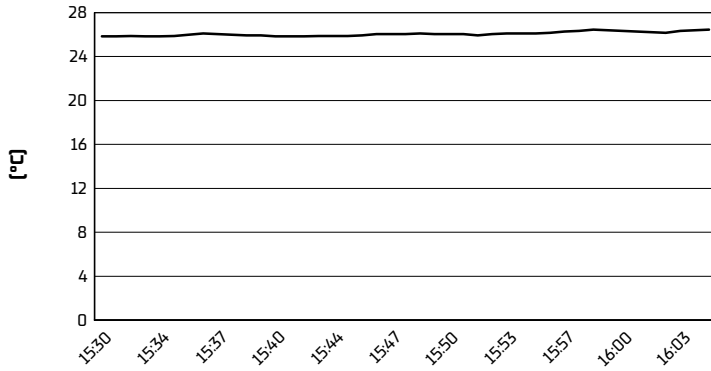
11/07/2026

These data/results cannot be reproduced, stored and/or transmitted in whole or in part by any manner of electronic, mechanical, photocopying, recording, broadcasting or otherwise now known or herein after developed without the previous express consent by the copyright owner, except for reproduction in daily press and regular printed publications on sale to the public within 60 days of the event related to those data/results and always provided that copyright symbol appears together as follows below.

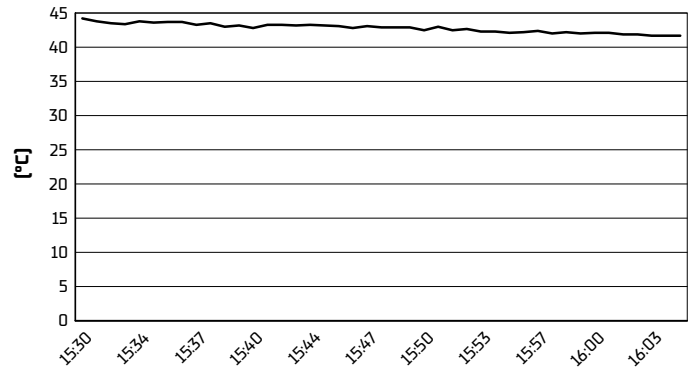
© DORNA WSBK ORGANIZATION Srl 2026



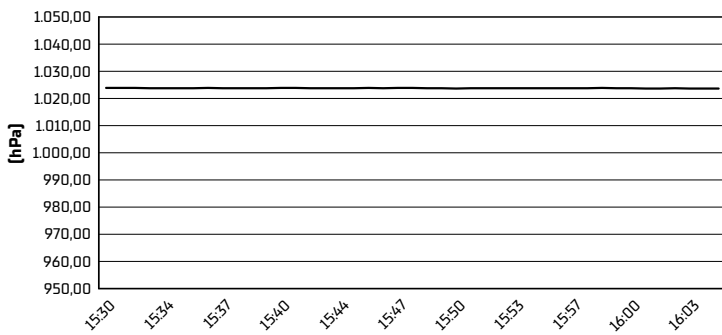
Air Temperature



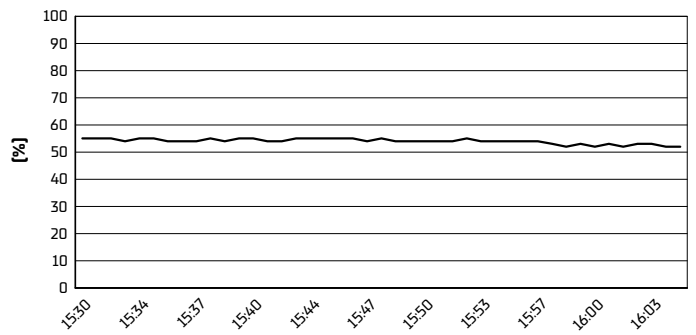
Track Temperature



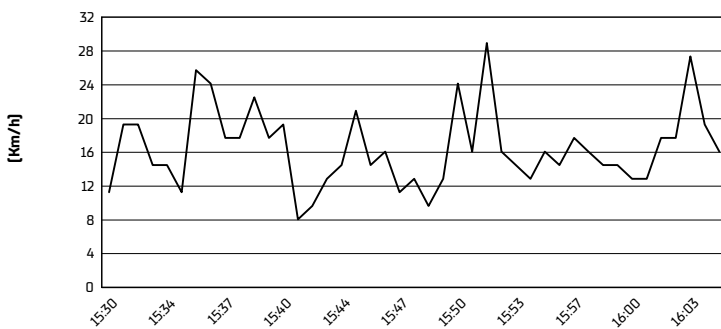
Air Pressure



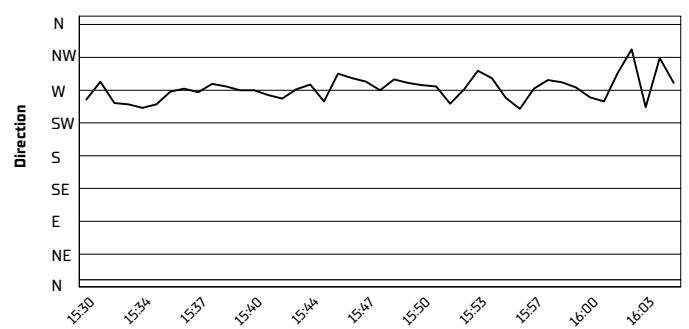
Humidity



Wind Speed



Wind Direction



11/07/2026

These data/results cannot be reproduced, stored and/or transmitted in whole or in part by any manner of electronic, mechanical, photocopying, recording, broadcasting or otherwise now known or herein after developed without the previous express consent by the copyright owner, except for reproduction in daily press and regular printed publications on sale to the public within 60 days of the event related to those data/results and always provided that copyright symbol appears together as follows below.

© DORNA WSBK ORGANIZATION Srl 2026