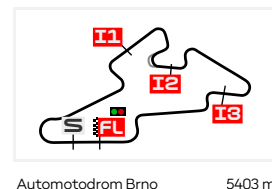


CLASSIFICATION AFTER 16 LAPS = 86.448 KM

MONSTER ENERGY GRAND PRIX OF CZECHIA

RACE



Pos	Pts	#	Rider	Nation	Team	Motorcycle	Total Time	Km/h	Gap
1	25	13	Hakim DANISH	MAL	AEON Credit - MT Helmets - MSI	KTM	33'34.264	154.5	
2	20	51	Brian URIARTE	SPA	Red Bull KTM Ajo	KTM	33'34.730	154.4	0.466
3	16	28	Maximo QUILES	SPA	CFMOTO Gaviota Aspar Team	KTM	33'34.893	154.4	0.629
4	13	22	David ALMANSA	SPA	Liqui Moly Dynavolt Intact GP	KTM	33'35.005	154.4	0.741
5	11	9	Veda PRATAMA	INA	Honda Team Asia	HONDA	33'35.164	154.4	0.900
6	10	83	Alvaro CARPE	SPA	Red Bull KTM Ajo	KTM	33'35.170	154.4	0.906
7	9	97	Marco MORELLI	ARG	CFMOTO Gaviota Aspar Team	KTM	33'44.988	153.6	10.724
8	8	66	Joel KELSO	AUS	GRYD Racing	HONDA	33'45.189	153.6	10.925
9	7	19	Scott OGDEN	GBR	CIP Green Power	KTM	33'45.344	153.6	11.080
10	6	73	Valentin PERRONE	ARG	Red Bull KTM Tech3	KTM	33'45.658	153.6	11.394
11	5	18	Matteo BERTELLE	ITA	LEVEL UP - MTA	KTM	33'45.837	153.6	11.573
12	4	11	Adrian CRUCES	SPA	CIP Green Power	KTM	33'45.899	153.6	11.635
13	3	88	Marcos URIARTE	SPA	Liqui Moly Dynavolt Intact GP	KTM	33'45.999	153.6	11.735
14	2	31	Adrian FERNANDEZ	SPA	Leopard Racing	HONDA	33'46.290	153.5	12.026
15	1	6	Ryusei YAMANAKA	JPN	AEON Credit - MT Helmets - MSI	KTM	33'46.451	153.5	12.187
16		94	Guido PINI	ITA	Leopard Racing	HONDA	33'48.075	153.4	13.811
17		54	Jesus RIOS	SPA	Rivacold Snipers Team	HONDA	33'49.295	153.3	15.031
18		14	Cormac BUCHANAN	NZE	CODE Motorsports	KTM	34'00.851	152.4	26.587
19		32	Zen MITANI	JPN	Honda Team Asia	HONDA	34'00.881	152.4	26.617
20		21	Ruche MOODLEY	RSA	CODE Motorsports	KTM	34'01.078	152.4	26.814
Not classified									
		27	Rico SALMELA	FIN	Red Bull KTM Tech3	KTM	31'38.349	153.6	1 lap
		8	Eddie O'SHEA	GBR	GRYD Racing	HONDA	31'38.393	153.6	1 lap
		10	Nicola CARRARO	ITA	Rivacold Snipers Team	HONDA	28'06.167	149.9	3 laps
		5	Leo RAMMERSTORFER	AUT	SIC58 Squadra Corse	HONDA	12'50.631	151.4	10 laps
		67	Casey O'GORMAN	IRL	SIC58 Squadra Corse	HONDA	10'33.812	153.4	11 laps
		78	Joel ESTEBAN	SPA	LEVEL UP - MTA	KTM	4'19.559	149.8	14 laps

The results are provisional until the end of the limit for protest and appeals.

Time limit for protest expires 60' after publication of the results - **Jindrich HRNECEK** Time: **11:48**

These data/results cannot be reproduced, stored and/or transmitted in whole or in part by any manner of electronic, mechanical, photocopying, recording, broadcasting or otherwise now known or herein after developed without the previous express consent by the copyright owner, except for reproduction in daily press and regular printed publications on sale to the public within 60 days of the event related to those data/results and always provided that copyright symbol appears together as follows below.

© MotoGP Sports Entertainment Group, 2026

Official MotoGP Timing by

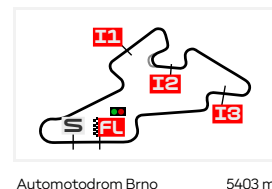
www.motogp.com

Brno, Sunday, June 21, 2026

CLASSIFICATION AFTER 16 LAPS = 86.448 KM

MONSTER ENERGY GRAND PRIX OF CZECHIA

RACE



Automotodrom Brno 5403 m.

Pos Pts # Rider Nation Team Motorcycle Total Time Km/h Gap

Race condition: Dry	Pole Position:		David ALMANSA	2'04.069	156.7 Km/h
Air: 29°	Fastest Lap (New record):	Lap 4	Veda PRATAMA	2'04.524	156.2 Km/h
Humidity: 44%	Best Race Lap:	2025	Jose Antonio RUEDA	2'05.454	155.0 Km/h
Ground: 43°	All-Time Lap Record:	2026	David ALMANSA	2'04.069	156.7 Km/h

10:44'30	SIGHTING LAP START
10:50'24	All bikes on grid
10:59'48	WARM UP LAP START
11:02'32	RACE START
11:04'28	No jump starts
11:06'55 <u>Leo RAMMERSTORFER</u>	long lap penalty - COMPLETE
11:06'55 <u>Ruche MOODLEY</u>	long lap penalty - COMPLETE
11:07'40 Joel ESTEBAN	crashed out - Medical Centre
11:12'39 <u>Marcos URIARTE</u>	track limits warning
11:14'27 Casey O'GORMAN	crashed out - Medical Centre
11:15'36 Leo RAMMERSTORFER	crashed out - Rider OK
11:16'52 <u>Cormac BUCHANAN</u>	track limits warning
11:26'05 <u>Ryusei YAMANAKA</u>	track limits warning
11:29'21 <u>Marco MORELLI</u>	track limits warning
11:30'38 Nicola CARRARO	entered pits and retired
11:34'00 <u>Matteo BERTELLE</u>	track limits warning
11:35'23 Eddie O'SHEA	crashed out - Rider OK
11:35'33 Rico SALMELA	crashed out - Rider OK

The results are provisional until the end of the limit for protest and appeals.

Time limit for protest expires 60' after publication of the results - **Jindrich HRNECEK** Time: **11:48**

These data/results cannot be reproduced, stored and/or transmitted in whole or in part by any manner of electronic, mechanical, photocopying, recording, broadcasting or otherwise now known or herein after developed without the previous express consent by the copyright owner, except for reproduction in daily press and regular printed publications on sale to the public within 60 days of the event related to those data/results and always provided that copyright symbol appears together as follows below.

© MotoGP Sports Entertainment Group, 2026

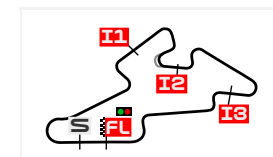
Official MotoGP Timing by TISSOT

www.motogp.com

Brno, Sunday, June 21, 2026

WORLD CHAMPIONSHIP CLASSIFICATION

MONSTER ENERGY GRAND PRIX OF CZECHIA



Automotodrom Brno 5403 m.

Rider	Nation	Points	Leader	Previous	THA	BRA	USA	SPA	FRA	CAT	ITA	HUN	CZE	NED	GER	GBR	ARA	RSM	AUT	JPN	INA	AUS	MAL	QAT	POR	VAL	
1 QUILES Maximo	SPA	186			20	25	20	25	25	25	5	25	16														
2 CARPE Alvaro	SPA	121	65	65	13	13	16	13	-	20	20	16	10														
3 URIARTE Brian	SPA	92	94	29	10	6	10	6	2	-	25	13	20														
4 ALMANSA David	SPA	89	97	3	25	-	-	9	9	13	-	20	13														
5 MORELLI Marco	ARG	86	100	3	9	20	5	16	4	11	3	9	9														
6 PRATAMA Veda	INA	82	104	4	11	16	-	11	16	9	8	0	11														
7 DANISH Hakim	MAL	73	113	9	0	7	4	4	7	10	16	-	25														
8 PERRONE Valentin	ARG	66	120	7	16	9	13	10	6	6	0	-	6														
9 MUÑOZ David	SPA	52	134	14	7	-	-	20	0	16	9	-	-														
10 PINI Guido	ITA	48	138	4	0	11	25	-	11	0	1	-	0														
11 CRUCES Adrian	SPA	46	140	2	4	4	9	0	10	5	0	10	4														
12 ESTEBAN Joel	SPA	44	142	2	8	-	-	7	13	2	11	3	-														
13 BERTELLE Matteo	ITA	42	144	2	-	-	8	-	20	4	4	1	5														
14 SALMELA Rico	FIN	35	151	7	0	10	11	2	-	1	-	11	-														
15 O'SHEA Eddie	GBR	35	151	0	2	2	6	0	8	7	10	0	-														
16 O'GORMAN Casey	IRL	34	152	1	6	8	-	5	-	8	-	7	-														
17 KELSO Joel	AUS	30	156	4	3	5	-	3	-	0	7	4	8														
18 OGDEN Scott	GBR	27	159	3	5	-	7	1	-	0	2	5	7														
19 RIOS Jesus	SPA	24	162	3	0	-	2	8	-	-	6	8	0														
20 FERNANDEZ Adrian	SPA	21	165	3	-	-	-	-	-	-	13	6	2														
21 YAMANAKA Ryusei	JPN	12	174	9	0	3	0	0	5	3	0	0	1														

These data/results cannot be reproduced, stored and/or transmitted in whole or in part by any manner of electronic, mechanical, photocopying, recording, broadcasting or otherwise now known or herein after developed without the previous express consent by the copyright owner, except for reproduction in daily press and regular printed publications on sale to the public within 60 days of the event related to those data/results and always provided that copyright symbol appears together as follows below.

© MotoGP Sports Entertainment Group, 2026

WORLD CHAMPIONSHIP CLASSIFICATION

MONSTER ENERGY GRAND PRIX OF CZECHIA



Automotodrom Brno 5403 m.

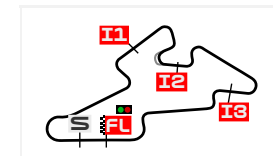
Rider	Nation	Points	Leader	Previous	THA	BRA	USA	SPA	FRA	CAT	ITA	HUN	CZE	NED	GER	GBR	ARA	RSM	AUT	JPN	INA	AUS	MAL	QAT	POR	VAL	
22 URIARTE Marcos	SPA	6	180	6	-	-	3	-	-	-	-	-	3														
23 RAMMERSTORFER Leo	AUT	4	182	2	1	-	0	-	3	0	0	0	-														
24 BUCHANAN Cormac	NZE	2	184	2	-	0	0	0	-	0	0	2	0														
25 MITANI Zen	JPN	2	184	0	0	1	-	0	1	0	0	0	0														
26 MOODLEY Ruche	RSA	1	185	1	0	-	1	0	0	0	0	-	0														
27 CARRARO Nicola	ITA	0	186	1	0	0	0	-	-	-	0	-	-														

These data/results cannot be reproduced, stored and/or transmitted in whole or in part by any manner of electronic, mechanical, photocopying, recording, broadcasting or otherwise now known or herein after developed without the previous express consent by the copyright owner, except for reproduction in daily press and regular printed publications on sale to the public within 60 days of the event related to those data/results and always provided that copyright symbol appears together as follows below.

© MotoGP Sports Entertainment Group, 2026

WORLD CHAMPIONSHIP CLASSIFICATION

MONSTER ENERGY GRAND PRIX OF CZECHIA



Automotodrom Brno 5403 m.

Constructor	Points	Leader	Previous	THA	BRA	USA	SPA	FRA	CAT	ITA	HUN	CZE	NED	GER	GBR	ARA	RSM	AUT	JPN	INA	AUS	MAL	QAT	POR	VAL
1 KTM	220			25	25	20	25	25	25	25	25	25													
2 HONDA	120	100	100	11	16	25	11	16	9	13	8	11													

Team	Points	Leader	Previous	THA	BRA	USA	SPA	FRA	CAT	ITA	HUN	CZE	NED	GER	GBR	ARA	RSM	AUT	JPN	INA	AUS	MAL	QAT	POR	VAL
1 CFMOTO Gaviota Aspar Team	272			29	45	25	41	29	36	8	34	25													
2 Red Bull KTM Ajo	213	59	59	23	19	26	19	2	20	45	29	30													
3 Liqui Moly Dynavolt Intact GP	147	125	66	32	-	3	29	9	29	9	20	16													
4 Red Bull KTM Tech3	101	171	46	16	19	24	12	6	7	-	11	6													
5 LEVEL UP - MTA	86	186	15	8	-	8	7	33	6	15	4	5													
6 AEON Credit - MT Helmets - MSI	85	187	1	-	10	4	4	12	13	16	-	26													
7 Honda Team Asia	84	188	1	11	17	-	11	17	9	8	-	11													
8 CIP Green Power	73	199	11	9	4	16	1	10	5	2	15	11													
9 Leopard Racing	69	203	4	-	11	25	-	11	-	14	6	2													
10 GRYD Racing	65	207	4	5	7	6	3	8	7	17	4	8													
11 SIC58 Squadra Corse	38	234	27	7	8	-	5	3	8	-	7	-													
12 Rivacold Snipers Team	24	248	14	-	-	2	8	-	-	6	8	-													
13 CODE Motorsports	3	269	21	-	-	1	-	-	-	-	2	-													

These data/results cannot be reproduced, stored and/or transmitted in whole or in part by any manner of electronic, mechanical, photocopying, recording, broadcasting or otherwise now known or herein after developed without the previous express consent by the copyright owner, except for reproduction in daily press and regular printed publications on sale to the public within 60 days of the event related to those data/results and always provided that copyright symbol appears together as follows below.

© MotoGP Sports Entertainment Group, 2026

LAP CHART

MONSTER ENERGY GRAND PRIX OF CZECHIA RACE



Automotodrom Brno

5403 m.

Pos	1	2	3	4	5	6	7	8	9	10	11	12	13	14	15	16	17	18	19	20	21	22	23	24	25	26
Grid	22	28	83	51	8	19	66	67	18	31	73	54	88	13	78	6	97	11	21	9	5	14	32	94	10	27
1	28	83	51	22	13	67	8	31	9	66	19	54	73	78	18	88	11	6	27	21	94	32	97	5	14	10
2	28	22	83	51	13	67	9	31	54	8	19	66	78	11	18	73	88	27	6	94	97	21	5	32	14	10
3	28	51	22	83	13	67	9	31	54	8	19	11	66	88	73	27	18	97	94	6	32	14	21	10	5	
4	28	51	22	83	13	67	9	19	8	54	66	11	88	73	31	27	18	97	6	94	14	32	21	5	10	
5	28	22	51	9	83	67	13	8	66	11	19	54	18	73	27	97	88	31	94	6	14	32	21	5	10	
6	22	28	51	83	9	13	8	66	11	19	18	54	73	97	27	88	94	31	6	14	32	21	5	10		
7	51	28	22	83	13	9	66	18	8	11	19	97	27	73	54	88	31	94	6	14	32	21	10			
8	51	28	22	13	83	9	66	8	19	97	18	11	73	88	27	54	31	94	6	32	14	21	10			
9	22	28	83	51	13	9	19	97	66	11	8	18	27	73	88	31	94	54	6	14	32	21	10			
10	28	51	13	83	22	9	97	66	19	18	11	8	27	88	73	31	6	94	54	14	32	21	10			
L a P S 11	28	13	51	22	83	9	97	18	66	19	8	11	27	73	88	31	94	6	54	14	32	21	10			
12	28	13	22	83	51	9	97	18	66	8	19	11	27	73	88	31	6	94	54	14	32	21	10			
13	28	22	51	13	83	9	97	11	66	18	8	27	73	19	88	31	6	94	54	14	32	21	10			
14	28	13	51	83	22	9	66	11	27	97	8	73	19	18	88	31	6	94	54	32	14	21				
15	28	51	13	9	83	22	66	11	27	8	97	19	18	73	88	31	6	94	54	14	32	21				
16	13	51	28	22	9	83	97	66	19	73	18	11	88	31	6	94	54	14	32	21						

 Winner  Lapped rider

These data/results cannot be reproduced, stored and/or transmitted in whole or in part by any manner of electronic, mechanical, photocopying, recording, broadcasting or otherwise now known or herein after developed without the previous express consent by the copyright owner, except for reproduction in daily press and regular printed publications on sale to the public within 60 days of the event related to those data/results and always provided that copyright symbol appears together as follows below.

© MotoGP Sports Entertainment Group, 2026

Official MotoGP Timing by  TISSOT

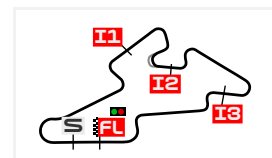
www.motogp.com

Brno, Sunday, June 21, 2026

FASTEST LAP OF EACH RIDER

MONSTER ENERGY GRAND PRIX OF CZECHIA

RACE



Automotodrom Brno 5403 m.

#	Rider	Nation	Team	Motorcycle	Time	Lap Total	Gap
1	9 Veda PRATAMA	INA	Honda Team Asia	HONDA	2'04.524	4 16	
2	67 Casey O'GORMAN	IRL	SIC58 Squadra Corse	HONDA	2'04.906	2 5	0.382 0.382
3	28 Maximo QUILES	SPA	CFMOTO Gaviota Aspar Team	KTM	2'05.070	4 16	0.546 0.164
4	22 David ALMANSA	SPA	Liqui Moly Dynavolt Intact GP	KTM	2'05.072	4 16	0.548 0.002
5	51 Brian URIARTE	SPA	Red Bull KTM Ajo	KTM	2'05.095	3 16	0.571 0.023
6	83 Alvaro CARPE	SPA	Red Bull KTM Ajo	KTM	2'05.135	4 16	0.611 0.040
7	13 Hakim DANISH	MAL	AEON Credit - MT Helmets - MSI	KTM	2'05.146	11 16	0.622 0.011
8	66 Joel KELSO	AUS	GRYD Racing	HONDA	2'05.172	4 16	0.648 0.026
9	11 Adrian CRUCES	SPA	CIP Green Power	KTM	2'05.348	4 16	0.824 0.176
10	8 Eddie O'SHEA	GBR	GRYD Racing	HONDA	2'05.482	3 15	0.958 0.134
11	18 Matteo BERTELLE	ITA	LEVEL UP - MTA	KTM	2'05.512	6 16	0.988 0.030
12	19 Scott OGDEN	GBR	CIP Green Power	KTM	2'05.512	4 16	0.988
13	27 Rico SALMELA	FIN	Red Bull KTM Tech3	KTM	2'05.564	4 15	1.040 0.052
14	97 Marco MORELLI	ARG	CFMOTO Gaviota Aspar Team	KTM	2'05.626	7 16	1.102 0.062
15	31 Adrian FERNANDEZ	SPA	Leopard Racing	HONDA	2'05.648	3 16	1.124 0.022
16	6 Ryusei YAMANAKA	JPN	AEON Credit - MT Helmets - MSI	KTM	2'05.671	4 16	1.147 0.023
17	88 Marcos URIARTE	SPA	Liqui Moly Dynavolt Intact GP	KTM	2'05.671	8 16	1.147
18	54 Jesus RIOS	SPA	Rivacold Snipers Team	HONDA	2'05.685	2 16	1.161 0.014
19	73 Valentin PERRONE	ARG	Red Bull KTM Tech3	KTM	2'05.731	4 16	1.207 0.046
20	94 Guido PINI	ITA	Leopard Racing	HONDA	2'05.812	4 16	1.288 0.081
21	78 Joel ESTEBAN	SPA	LEVEL UP - MTA	KTM	2'06.052	2 2	1.528 0.240
22	5 Leo RAMMERSTORFER	AUT	SIC58 Squadra Corse	HONDA	2'06.262	2 6	1.738 0.210
23	14 Cormac BUCHANAN	NZE	CODE Motorsports	KTM	2'06.412	2 16	1.888 0.150
24	32 Zen MITANI	JPN	Honda Team Asia	HONDA	2'06.467	7 16	1.943 0.055
25	21 Ruche MOODLEY	RSA	CODE Motorsports	KTM	2'06.515	2 16	1.991 0.048
26	10 Nicola CARRARO	ITA	Rivacold Snipers Team	HONDA	2'06.981	6 13	2.457 0.466

These data/results cannot be reproduced, stored and/or transmitted in whole or in part by any manner of electronic, mechanical, photocopying, recording, broadcasting or otherwise now known or herein after developed without the previous express consent by the copyright owner, except for reproduction in daily press and regular printed publications on sale to the public within 60 days of the event related to those data/results and always provided that copyright symbol appears together as follows below.

© MotoGP Sports Entertainment Group, 2026

Official MotoGP Timing by

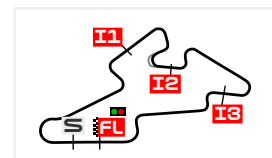
www.motogp.com

Brno, Sunday, June 21, 2026

EVENT BEST MAXIMUM SPEED

MONSTER ENERGY GRAND PRIX OF CZECHIA

RACE



Automotodrom Brno 5403 m.

#	Rider	Nation	Team	Motorcycle	Km/h	
83	Alvaro CARPE	SPA	Red Bull KTM Ajo	KTM	232.2	Free Practice Nr. 2
97	Marco MORELLI	ARG	CFMOTO Gaviota Aspar Team	KTM	231.7	Free Practice Nr. 2
19	Scott OGDEN	GBR	CIP Green Power	KTM	231.7	Race
88	Marcos URIARTE	SPA	Liqui Moly Dynavolt Intact GP	KTM	231.7	Race
6	Ryusei YAMANAKA	JPN	AEON Credit - MT Helmets - MSI	KTM	231.7	Race
78	Joel ESTEBAN	SPA	LEVEL UP - MTA	KTM	231.7	Race
73	Valentin PERRONE	ARG	Red Bull KTM Tech3	KTM	231.2	Qualifying Nr. 2
27	Rico SALMELA	FIN	Red Bull KTM Tech3	KTM	231.2	Race
18	Matteo BERTELLE	ITA	LEVEL UP - MTA	KTM	231.2	Race
11	Adrian CRUCES	SPA	CIP Green Power	KTM	231.2	Race
8	Eddie O'SHEA	GBR	GRYD Racing	HONDA	230.7	Qualifying Nr. 2
32	Zen MITANI	JPN	Honda Team Asia	HONDA	230.2	Race
21	Ruche MOODLEY	RSA	CODE Motorsports	KTM	230.2	Practice
67	Casey O'GORMAN	IRL	SIC58 Squadra Corse	HONDA	230.2	Free Practice Nr. 2
14	Cormac BUCHANAN	NZE	CODE Motorsports	KTM	229.7	Free Practice Nr. 2
22	David ALMANSA	SPA	Liqui Moly Dynavolt Intact GP	KTM	229.7	Race
10	Nicola CARRARO	ITA	Rivacold Snipers Team	HONDA	229.7	Practice
5	Leo RAMMERSTORFER	AUT	SIC58 Squadra Corse	HONDA	229.7	Free Practice Nr. 2
94	Guido PINI	ITA	Leopard Racing	HONDA	229.7	Qualifying Nr. 2
51	Brian URIARTE	SPA	Red Bull KTM Ajo	KTM	229.2	Qualifying Nr. 2
28	Maximo QUILES	SPA	CFMOTO Gaviota Aspar Team	KTM	228.8	Free Practice Nr. 2
66	Joel KELSO	AUS	GRYD Racing	HONDA	228.8	Race
13	Hakim DANISH	MAL	AEON Credit - MT Helmets - MSI	KTM	228.8	Race
31	Adrian FERNANDEZ	SPA	Leopard Racing	HONDA	228.3	Free Practice Nr. 2
54	Jesus RIOS	SPA	Rivacold Snipers Team	HONDA	228.3	Race
9	Veda PRATAMA	INA	Honda Team Asia	HONDA	228.3	Free Practice Nr. 2

These data/results cannot be reproduced, stored and/or transmitted in whole or in part by any manner of electronic, mechanical, photocopying, recording, broadcasting or otherwise now known or herein after developed without the previous express consent by the copyright owner, except for reproduction in daily press and regular printed publications on sale to the public within 60 days of the event related to those data/results and always provided that copyright symbol appears together as follows below.

© MotoGP Sports Entertainment Group, 2026

Official MotoGP Timing by

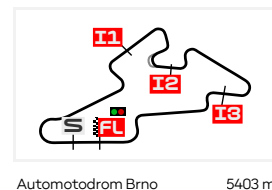
www.motogp.com

Brno, Sunday, June 21, 2026

CHRONOLOGICAL ANALYSIS OF PERFORMANCES

MONSTER ENERGY GRAND PRIX OF CZECHIA

RACE



Automotodrom Brno 5403 m.

* Lap / Sector time cancelled
P Crossing the finish line in pit lane

T1 Time from finish line to 1st intermediate
T2 Time from 1st intermed. to 2nd intermed.

T3 Time from 2nd intermed. to 3rd intermed.
T4 Time from 3rd intermediate to finish line

Lap	Lap Time	T1	T2	T3	T4	Speed	Lap	Lap Time	T1	T2	T3	T4	Speed
1st	13	Hakim DANISH		AEON Credit - MT Helm MAL			4	2'05.070	39.060	23.365	29.776	32.869	223.6
		Runs=1	Total laps=16	Full laps=15	Valid laps=15		5	2'05.814	39.137	23.518	30.087	33.072	221.3
1	2'12.274	45.695	23.691	29.780	33.108	181.2	6	2'05.537	39.434	23.525	29.736	32.842	220.8
2	2'05.167	39.117	23.513	29.621	32.916	225.0	7	2'05.545	39.026	23.573	29.932	33.014	225.9
3	2'05.453	39.359	23.459	29.730	32.905	228.8	8	2'05.805	39.429	23.483	29.799	33.094	222.2
4	2'05.199	39.111	23.514	29.737	32.837	226.4	9	2'05.876	39.448	23.642	29.800	32.986	226.4
5	2'05.726	39.374	23.394	29.705	33.253	225.0	10	2'05.472 *	39.177	23.461	29.876 *	32.958	224.5
6	2'05.672	39.429	23.519	30.025	32.699	219.9	11	2'05.327	39.047	23.411	29.953	32.916	221.7
7	2'05.280	38.974	23.437	29.794	33.075	224.0	12	2'05.462	39.049	23.536	29.917	32.960	222.6
8	2'05.561	39.210	23.653	29.758	32.940	225.0	13	2'05.435	39.306	23.404	29.791	32.934	223.1
9	2'05.919	39.518	23.760	29.825	32.816	228.8	14	2'05.481	39.201	23.535	29.826	32.919	224.0
10	2'05.509	39.283	23.473	29.706	33.047	227.3	15	2'05.204	39.070	23.430	29.765	32.939	224.5
11	2'05.146	39.080	23.486	29.687	32.893	225.4	16	2'06.483	39.357	23.431	30.133	33.562	222.6
12	2'05.494	39.305	23.471	29.724	32.994	223.6							
13	2'05.595	39.392	23.454	29.682	33.067	225.9							
14	2'05.299	39.066	23.606	29.689	32.938	226.8							
15	2'05.225	39.285	23.485	29.621	32.834	226.4							
16	2'05.745	39.291	23.482	29.744	33.228	225.9							
2nd	51	Brian URIARTE		Red Bull KTM Ajo SPA			4th	22	David ALMANSA		Liqui Moly Dynavolt Int SPA		
		Runs=1	Total laps=16	Full laps=15	Valid laps=14				Runs=1	Total laps=16	Full laps=15	Valid laps=15	
1	2'11.687	45.175	23.516	29.812	33.184	171.1	1	2'11.745	44.981	23.538	29.819	33.407	166.6
2	2'05.658	39.374	23.628	29.646	33.010	223.1	2	2'05.315	39.219	23.518	29.704	32.874	225.4
3	2'05.095	39.169	23.408	29.747	32.771	227.8	3	2'05.577	39.310	23.454	29.834	32.979	225.4
4	2'05.186	39.058	23.414	29.758	32.956	222.6	4	2'05.072	38.988	23.412	29.727	32.945	227.3
5	2'05.805	39.173	23.425	30.100	33.107	225.0	5	2'05.667	38.998	23.601	29.953	33.115	227.8
6	2'05.422	39.506	23.353	29.736	32.827	224.5	6	2'05.153	39.207	23.374	29.704	32.868	224.5
7	2'05.399 *	39.056	23.304 *	29.980	33.059	223.1	7	2'05.936	39.209	23.580	30.122	33.025	220.4
8	2'05.796	39.405	23.410	29.902	33.079	219.5	8	2'05.774	39.433	23.628	29.645	33.068	225.9
9	2'06.095	39.681	23.730	29.737	32.947	220.4	9	2'05.726	39.384	23.521	29.807	33.014	228.3
10	2'05.533	39.487	23.479	29.713	32.854	225.9	10	2'06.172	39.895	23.804	29.664	32.809	221.7
11	2'05.307	39.351	23.405	29.653	32.898	224.5	11	2'05.147	39.076	23.404	29.925	32.742	227.3
12	2'05.671	39.162	23.395	30.112	33.002	225.4	12	2'05.220	39.025	23.508	29.758	32.929	226.4
13	2'05.262	39.263	23.466	29.654	32.879	228.8	13	2'05.359	39.107	23.528	29.724	33.000	229.7
14	2'05.440	39.513	23.499	29.639	32.789	226.4	14	2'05.790	39.148	23.794	29.967	32.881	226.4
15	2'05.118	39.010	23.440	29.747	32.921	225.9	15	2'05.588	39.097	23.515	30.021	32.955	227.8
16	2'06.256	39.143	23.472	30.297	33.344	225.9	16	2'05.764	39.196	23.403	29.575	33.590	228.8
3rd	28	Maximo QUILES		CFMOTO Gaviota Aspar SPA			5th	9	Veda PRATAMA		Honda Team Asia INA		
		Runs=1	Total laps=16	Full laps=15	Valid laps=14				Runs=1	Total laps=16	Full laps=15	Valid laps=14	
1	2'11.580	44.906	23.468	30.094	33.112	169.8	1	2'12.997	46.112	23.723	29.826	33.336	183.6
2	2'05.422	39.220	23.497	29.791	32.914	222.6	2	2'05.619	39.519	23.379	29.646	33.075	222.6
3	2'05.380	39.252	23.436	29.870	32.822	225.0	3	2'05.271	39.142	23.493	29.803	32.833	225.0
							4	2'04.524	38.935	23.337	29.559	32.693	223.6
							5	2'05.136	38.921	23.354	29.720	33.141	225.9
							6	2'05.591	39.343	23.529	29.687	33.032	225.9
							7	2'06.046	39.172	23.440	29.783	33.651	226.8
							8	2'05.521 *	39.316	23.480	29.697 *	33.028	221.3

Fastest Lap: Veda PRATAMA INA Honda Team Asia **2'04.524** 38.935 23.337 29.559 32.693

These data/results cannot be reproduced, stored and/or transmitted in whole or in part by any manner of electronic, mechanical, photocopying, recording, broadcasting or otherwise now known or herein after developed without the previous express consent by the copyright owner, except for reproduction in daily press and regular printed publications on sale to the public within 60 days of the event related to those data/results and always provided that copyright symbol appears together as follows below.

© MotoGP Sports Entertainment Group, 2026

Official MotoGP Timing by

www.motogp.com

Brno, Sunday, June 21, 2026

Race

Moto3™

Lap	Lap Time	T1	T2	T3	T4	Speed	Lap	Lap Time	T1	T2	T3	T4	Speed
9	2'06.003	39.266	23.817	29.770	33.150	226.8	7	2'06.118	39.557	23.756	29.788	33.017	223.1
10	2'05.807	39.208	23.890	29.743	32.966	222.6	8	2'06.165	39.641	23.488	29.864	33.172	216.8
11	2'05.208	39.100	23.433	29.638	33.037	225.9	9	2'06.710	39.825	23.970	29.850	33.065	219.0
12	2'05.279	39.082	23.426	29.785	32.986	225.4	10	2'06.258 *	39.411 *	23.587	30.099	33.161	224.5
13	2'05.310	39.059	23.454	29.814	32.983	225.9	11	2'06.021 *	39.319	23.593	30.032 *	33.077	225.9
14	2'05.438	39.033	23.759	29.721	32.925	226.8	12	2'05.810	39.227	23.565	29.936	33.082	228.3
15	2'05.318	39.103	23.528	29.746	32.941	224.5	13	2'06.137	39.398	23.680	29.993	33.066	226.4
16	2'06.096	39.515	23.653	29.785	33.143	225.0	14	2'06.204	39.541	23.914	29.806	32.943	226.4

6th **83** **Alvaro CARPE** Red Bull KTM Ajo SPA
Runs=1 Total laps=16 Full laps=15 Valid laps=14

1	2'11.650	45.081	23.521	29.790	33.258	169.8
2	2'05.634	39.374	23.549	29.682	33.029	223.1
3	2'05.427	39.166	23.603	29.693	32.965	227.8
4	2'05.135	39.019	23.407	29.714	32.995	228.3
5	2'05.791	39.106	23.511	29.915	33.259	228.8
6	2'05.427	39.370	23.532	29.673	32.852	227.8
7	2'05.489	39.000	23.512	29.817	33.160	226.8
8	2'05.929	39.509	23.671	29.722	33.027	226.8
9	2'05.590	39.323	23.558	29.762	32.947	228.8
10	2'05.782	39.530	23.605	29.705	32.942	225.0
11	2'05.527	39.230	23.434	30.077	32.786	228.3
12	2'05.177	39.002	23.496	29.826	32.853	227.3
13	2'05.630	39.608	23.441	29.783	32.798	230.7
14	2'05.278	39.079	23.729	29.716	32.754	229.7
15	2'05.682 *	39.184	23.511	30.276 *	32.711	228.3
16	2'06.022	39.441	23.478	29.517	33.586	227.8

7th **97** **Marco MORELLI** CFMOTO Gaviota Aspar ARG
Runs=1 Total laps=16 Full laps=15 Valid laps=13

1	2'14.655	47.419	24.252	30.098	32.886	180.3
2	2'05.882	39.313	23.850	30.004	32.715	229.2
3	2'05.911	39.270	23.934	29.786	32.921	231.2
4	2'05.677	39.265	23.657	29.895	32.860	229.2
5	2'05.918	39.375	23.729	29.930	32.884	229.2
6	2'05.666	39.218	23.606	30.034	32.808	225.4
7	2'05.626	39.359	23.643	29.815	32.809	228.3
8	2'06.066	39.700	23.657	29.823	32.886	227.8
9	2'06.061	39.410	23.730	29.831	33.090	227.8
10	2'06.123 *	39.453	23.597 *	29.974	33.099	224.0
11	2'06.044	39.478	23.598	29.952	33.016	221.7
12	2'05.834	39.382	23.570	29.940	32.942	222.2
13	2'06.101 *	39.518 *	23.596	30.014 *	32.973	222.6
14	2'06.645	39.676	23.789	30.195	32.985	224.0
15	2'06.282	39.998	23.684	29.791	32.809	226.8
16	2'06.497	39.665	23.751	29.982	33.099	228.3

8th **66** **Joel KELSO** GRYD Racing AUS
Runs=1 Total laps=16 Full laps=15 Valid laps=13

1	2'13.001	45.865	23.644	29.957	33.535	169.5
2	2'06.435	39.806	23.716	29.886	33.027	223.6
3	2'06.166	39.816	23.614	29.799	32.937	228.8
4	2'05.172	39.117	23.459	29.702	32.894	227.8
5	2'05.850	39.069	23.654	30.068	33.059	226.4
6	2'05.972	39.479	23.491	29.968	33.034	223.6

9th **19** **Scott OGDEN** CIP Green Power GBR
Runs=1 Total laps=16 Full laps=15 Valid laps=13

1	2'13.021	45.938	23.764	29.842	33.477	171.7
2	2'06.259 *	39.603	23.704	30.091 *	32.861	223.6
3	2'05.500 *	39.251	23.554	29.843 *	32.852	230.2
4	2'05.512	39.235	23.505	29.742	33.030	229.7
5	2'06.502	39.477	23.840	30.028	33.157	222.2
6	2'05.988	39.473	23.602	29.945	32.968	227.8
7	2'06.463	39.648	23.882	29.831	33.102	225.0
8	2'05.936	39.418	23.569	29.870	33.079	221.7
9	2'06.234	39.422	23.730	29.938	33.144	224.5
10	2'06.476	39.707	23.646	29.850	33.273	219.9
11	2'06.021	39.482	23.641	29.909	32.989	225.0
12	2'06.014	39.586	23.584	29.888	32.956	227.3
13	2'06.422	39.689	23.658	30.059	33.016	227.8
14	2'06.416	39.454	23.689	29.894	33.379	231.7
15	2'05.859	39.299	23.724	29.973	32.863	229.7
16	2'06.721	39.710	23.819	30.004	33.188	228.3

10th **73** **Valentin PERRONE** Red Bull KTM Tech3 ARG
Runs=1 Total laps=16 Full laps=15 Valid laps=14

1	2'13.179	46.203	23.801	30.128	33.047	174.7
2	2'06.734	39.935	23.783	30.045	32.971	227.8
3	2'06.160 *	39.526	23.739	29.856 *	33.039	229.2
4	2'05.731	39.349	23.688	29.802	32.892	227.8
5	2'05.910	39.455	23.692	29.819	32.944	225.4
6	2'05.915	39.340	23.599	29.958	33.018	225.4
7	2'06.116	39.748	23.676	29.735	32.957	226.4
8	2'06.116	39.510	23.784	29.798	33.024	225.0
9	2'06.154	39.250	23.832	29.976	33.096	226.4
10	2'06.481	39.742	23.653	29.924	33.162	229.7
11	2'05.917	39.470	23.637	29.855	32.955	224.5
12	2'05.993	39.604	23.620	29.802	32.967	227.3
13	2'05.820	39.429	23.560	29.845	32.986	226.4
14	2'06.506	39.425	23.731	30.064	33.286	230.2
15	2'06.128	39.557	23.781	29.926	32.864	226.4
16	2'06.798	39.646	23.958	29.967	33.227	228.3

11th **18** **Matteo BERTELLE** LEVEL UP - MTA ITA
Runs=1 Total laps=16 Full laps=15 Valid laps=12

1	2'13.592	46.400	23.786	30.192	33.214	175.6
2	2'06.275	39.519	23.832	29.899	33.025	231.2
3	2'06.540 *	39.450	23.945	29.929 *	33.216	229.7
4	2'05.584	39.133	23.699	29.839	32.913	230.2

Fastest Lap: Veda PRATAMA INA Honda Team Asia **2'04.524** 38.935 23.337 29.559 32.693

These data/results cannot be reproduced, stored and/or transmitted in whole or in part by any manner of electronic, mechanical, photocopying, recording, broadcasting or otherwise now known or herein after developed without the previous express consent by the copyright owner, except for reproduction in daily press and regular printed publications on sale to the public within 60 days of the event related to those data/results and always provided that copyright symbol appears together as follows below.

© MotoGP Sports Entertainment Group, 2026

Official MotoGP Timing by  TISSOT

www.motogp.com

Brno, Sunday, June 21, 2026

Page 2 of 5

Race

Moto3™

Lap	Lap Time	T1	T2	T3	T4	Speed	Lap	Lap Time	T1	T2	T3	T4	Speed
5	2'05.390 *	39.164 *	23.578	29.894	32.754	227.8	3	2'05.648	39.215	23.530	29.892	33.011	227.3
6	2'05.512	39.304	23.546	29.882	32.780	225.9	4	2'07.483	39.118	23.544	29.994	34.827	224.5
7	2'06.122	39.437	23.694	29.851	33.140	226.4	5	2'06.976	40.023	23.712	30.131	33.110	201.4
8	2'06.483	40.160	23.625	29.830	32.868	222.6	6	2'06.617	39.957	23.579	29.990	33.091	219.9
9	2'06.361	39.370	23.954	29.969	33.068	227.8	7	2'06.092	39.454	23.614	29.935	33.089	225.0
10	2'06.075	39.510	23.605	29.827	33.133	227.3	8	2'06.007	39.357	23.549	29.953	33.148	221.7
11	2'05.816	39.332	23.603	29.838	33.043	225.9	9	2'05.947	39.310	23.644	29.864	33.129	224.0
12	2'05.884	39.465	23.568	29.923	32.928	224.5	10	2'06.363	39.318	23.745	30.074	33.226	224.0
13	2'06.323	39.832	23.567	29.879	33.045	227.3	11	2'06.008	39.339	23.585	30.034	33.050	224.0
14	2'06.929	39.974	23.825	29.880	33.250	228.3	12	2'06.087	39.328	23.647	29.971	33.141	223.6
15	2'05.856 *	39.442 *	23.802	29.780	32.832	230.7	13	2'05.806	39.309	23.545	30.007	32.945	224.0
16	2'07.095	39.617	23.885	30.099	33.494	229.7	14	2'06.373	39.452	23.660	30.173	33.088	225.9
							15	2'06.007	39.298	23.660	29.965	33.084	226.8
							16	2'06.166	39.448	23.712	29.938	33.068	225.9

12th **11** **Adrian CRUCES** CIP Green Power SPA
Runs=1 Total laps=16 Full laps=15 Valid laps=13

1	2'13.648	46.586	23.822	30.033	33.207	182.7
2	2'05.968	39.582	23.566	29.787	33.033	225.4
3	2'05.899	39.380	23.423	29.996	33.100	231.2
4	2'05.348	39.286	23.479	29.755	32.828	224.5
5	2'05.856 *	39.240 *	23.595	30.018	33.003	228.3
6	2'06.000	39.446	23.516	30.071	32.967	225.0
7	2'06.510	39.783	23.640	29.919	33.168	225.0
8	2'06.355	39.889	23.777	29.839	32.850	222.6
9	2'06.134	39.354	23.826	29.884	33.070	227.8
10	2'06.310	39.497	23.660	30.025	33.128	228.3
11	2'06.096	39.458	23.617	29.919	33.102	228.3
12	2'05.902	39.540	23.525	29.885	32.952	227.3
13	2'05.744 *	39.141	23.494	30.066	33.043 *	229.2
14	2'06.258	39.414	23.592	29.961	33.291	226.4
15	2'06.317	39.698	23.641	29.909	33.069	220.4
16	2'07.554	40.219	23.761	29.968	33.606	219.9

13th **88** **Marcos URIARTE** Liqui Moly Dynavolt Int SPA
Runs=1 Total laps=16 Full laps=15 Valid laps=11

1	2'13.636	46.665	23.922	29.917	33.132	175.3
2	2'06.366 *	39.612 *	23.867	29.952	32.935	227.3
3	2'06.026	39.320	23.723	30.045	32.938	231.7
4	2'05.730 *	39.138 *	23.571	29.977	33.044	227.3
5	2'06.497 *	39.663	23.979 *	29.897	32.958	224.0
6	2'05.775	39.066	23.717	30.030	32.962	225.0
7	2'06.220	39.448	23.902	29.847	33.023	227.3
8	2'05.671	39.204	23.728	29.806	32.933	224.0
9	2'06.171	39.240	23.874	30.046	33.011	226.4
10	2'06.195 *	39.451 *	23.715	29.923	33.106	228.3
11	2'06.339	39.491	23.727	30.127	32.994	228.8
12	2'06.104	39.461	23.722	29.892	33.029	227.8
13	2'05.758	39.198	23.587	29.959	33.014	225.9
14	2'06.491	39.380	23.793	30.020	33.298	229.7
15	2'06.350	39.412	24.000	29.877	33.061	230.7
16	2'06.670	39.446	23.824	29.960	33.440	225.9

14th **31** **Adrian FERNANDEZ** Leopard Racing SPA
Runs=1 Total laps=16 Full laps=15 Valid laps=15

1	2'12.832	45.544	23.595	29.990	33.703	177.6
2	2'05.878	39.340	23.496	29.823	33.219	221.3

15th **6** **Ryusei YAMANAKA** AEON Credit - MT Helm JPN
Runs=1 Total laps=16 Full laps=15 Valid laps=12

1	2'13.998	46.718	24.054	29.829	33.397	180.9
2	2'06.219 *	39.422	23.896	29.887 *	33.014	230.2
3	2'06.409	39.356	23.920	29.850	33.283	231.7
4	2'05.671	39.287	23.661	29.780	32.943	230.2
5	2'06.836	39.317	23.900	30.437	33.182	228.3
6	2'06.819	40.032	23.676	29.853	33.258	226.8
7	2'05.812 *	39.397 *	23.578	29.815	33.022	225.4
8	2'05.986	39.404	23.615	29.841	33.126	227.3
9	2'05.987	39.393	23.619	29.860	33.115	227.3
10	2'06.194	39.312	23.614	30.002	33.266	227.3
11	2'06.160 *	39.431	23.601	29.936	33.192 *	226.4
12	2'05.970	39.620	23.596	29.831	32.923	223.1
13	2'05.824	39.358	23.573	29.888	33.005	227.8
14	2'06.311	39.443	23.680	30.097	33.091	228.8
15	2'06.019	39.369	23.693	29.872	33.085	229.2
16	2'06.236	39.489	23.750	29.865	33.132	229.2

16th **94** **Guido PINI** Leopard Racing ITA
Runs=1 Total laps=16 Full laps=15 Valid laps=13

1	2'14.398	47.037	24.159	29.989	33.213	183.9
2	2'06.058	39.465	23.763	29.883	32.947	228.8
3	2'06.116	39.235	23.926	30.021	32.934	227.8
4	2'05.812	39.230	23.635	30.013	32.934	228.8
5	2'06.460	39.364	23.901	30.128	33.067	225.4
6	2'06.372	39.589	23.686	29.966	33.131	222.2
7	2'06.429	39.633	23.729	29.974	33.093	221.3
8	2'05.944	39.390	23.554	29.880	33.120	223.6
9	2'06.052	39.410	23.614	29.902	33.126	223.6
10	2'06.369	39.579	23.566	29.960	33.264	226.4
11	2'06.071	39.432	23.591	30.060	32.988	225.4
12	2'06.078	39.524	23.506	29.932	33.116	222.2
13	2'06.048	39.332	23.579	30.101	33.036	226.4
14	2'06.784 *	39.427	23.600	30.467 *	33.290	224.5
15	2'06.070	39.422	23.637	29.959	33.052	224.0
16	2'07.014 *	39.437	23.628	30.436 *	33.513	222.6

Fastest Lap: Veda PRATAMA INA Honda Team Asia 2'04.524 38.935 23.337 29.559 32.693

These data/results cannot be reproduced, stored and/or transmitted in whole or in part by any manner of electronic, mechanical, photocopying, recording, broadcasting or otherwise now known or herein after developed without the previous express consent by the copyright owner, except for reproduction in daily press and regular printed publications on sale to the public within 60 days of the event related to those data/results and always provided that copyright symbol appears together as follows below.

© MotoGP Sports Entertainment Group, 2026

Official MotoGP Timing by **TISSOT**

www.motogp.com

Brno, Sunday, June 21, 2026

Page 3 of 5



Race

Moto3™

Lap	Lap Time	T1	T2	T3	T4	Speed
17th	54	Jesus RIOS		Rivacold Snipers Team		SPA
		Runs=1	Total laps=16	Full laps=15	Valid laps=13	
1	2'13.136	46.308	23.759	29.965	33.104	175.8
2	2'05.685	39.177	23.502	29.862	33.144	228.3
3	2'05.707 *	39.207	23.567	29.958 *	32.975	226.8
4	2'06.180	39.473	23.624	30.044	33.039	223.6
5	2'06.452	39.344	23.772	30.193	33.143	223.6
6	2'06.429	39.439	23.832	30.082	33.076	222.2
7	2'06.628	39.720	23.852	30.000	33.056	221.3
8	2'06.253 *	39.455	23.764	30.025 *	33.009	220.8
9	2'07.215	39.499	23.934	30.249	33.533	224.5
10	2'06.437	39.634	23.659	29.917	33.227	224.5
11	2'06.148	39.450	23.658	29.975	33.065	226.8
12	2'06.276	39.502	23.714	30.066	32.994	225.0
13	2'06.394	39.376	23.760	30.142	33.116	224.5
14	2'06.738	39.618	23.843	30.129	33.148	224.5
15	2'06.503	39.553	23.708	30.132	33.110	224.0
16	2'07.114	39.661	23.922	30.210	33.321	221.7

Lap	Lap Time	T1	T2	T3	T4	Speed
18th	14	Cormac BUCHANAN		CODE Motorsports		NZE
		Runs=1	Total laps=16	Full laps=15	Valid laps=12	
1	2'14.923	46.966	24.149	30.614	33.194	183.9
2	2'06.412	39.497	23.774	30.066	33.075	229.2
3	2'06.843 *	39.513	24.040	30.204 *	33.086	227.8
4	2'06.467	39.426	23.769	30.101	33.171	225.0
5	2'06.758 *	39.452	23.841 *	30.265	33.200	219.9
6	2'06.770	39.859	23.701	30.083	33.127	220.4
7	2'06.516 *	39.604	23.614 *	30.110	33.188	220.4
8	2'07.331	39.743	23.675	30.586	33.327	220.4
9	2'06.994	39.584	23.786	30.202	33.422	223.6
10	2'07.118	39.829	23.839	30.172	33.278	220.4
11	2'06.987	39.708	23.754	30.267	33.258	219.9
12	2'07.091	39.708	23.778	30.290	33.315	219.9
13	2'07.532	39.700	23.925	30.242	33.665	222.6
14	2'07.482	40.042	23.975	30.222	33.243	220.8
15	2'07.468	39.993	23.823	30.209	33.443	223.1
16	2'08.159	39.995	23.941	30.350	33.873	218.1

Lap	Lap Time	T1	T2	T3	T4	Speed
19th	32	Zen MITANI		Honda Team Asia		JPN
		Runs=1	Total laps=16	Full laps=15	Valid laps=14	
1	2'14.474	47.313	24.087	30.078	32.996	182.7
2	2'06.685	39.330	23.883	30.399	33.073	230.2
3	2'06.844 *	39.547	24.048	30.069 *	33.180	223.1
4	2'06.671	39.735	23.766	30.023	33.147	220.8
5	2'06.819	39.538	23.855	30.209	33.217	218.6
6	2'06.782	39.869	23.791	30.029	33.093	220.8
7	2'06.467	39.582	23.709	29.991	33.185	222.2
8	2'07.202	39.809	23.728	30.289	33.376	218.6
9	2'07.153	39.784	23.833	30.098	33.438	219.0
10	2'07.193	39.914	23.903	30.097	33.279	221.3
11	2'06.941	39.705	23.781	30.165	33.290	222.2
12	2'07.035	39.709	23.799	30.239	33.288	220.4
13	2'07.567	39.763	23.894	30.226	33.684	221.3
14	2'07.282	39.889	23.870	30.142	33.381	221.3

Lap	Lap Time	T1	T2	T3	T4	Speed
15	2'07.746	40.539	23.828	30.088	33.291	219.0
16	2'08.020	39.919	23.989	30.227	33.885	220.4
20th	21	Ruche MOODLEY		CODE Motorsports		RSA
		Runs=1	Total laps=16	Full laps=15	Valid laps=14	
1	2'14.322	46.922	24.050	29.988	33.362	179.7
2	2'06.515	39.364	23.845	30.114	33.192	229.7
3	2'08.265 *	39.358	25.114	30.513 *	33.280	227.8
4	2'06.989	39.688	23.717	30.198	33.386	223.6
5	2'06.848	39.572	23.761	30.248	33.267	221.7
6	2'07.039	39.898	23.717	30.181	33.243	220.8
7	2'07.056	39.625	23.811	30.127	33.493	221.7
8	2'07.209	39.829	23.731	30.193	33.456	219.0
9	2'07.250	39.848	23.753	30.271	33.378	220.8
10	2'07.047	39.610	23.807	30.252	33.378	221.3
11	2'07.113	39.616	23.728	30.246	33.523	221.3
12	2'07.315	39.681	23.773	30.384	33.477	222.2
13	2'07.140	39.825	23.731	30.280	33.304	221.3
14	2'07.078	39.731	23.791	30.186	33.370	223.1
15	2'06.995	39.652	23.726	30.259	33.358	222.6
16	2'06.897	39.784	23.702	30.149	33.262	220.8

Lap	Lap Time	T1	T2	T3	T4	Speed
21st	27	Rico SALMELA		Red Bull KTM Tech3		FIN
		Runs=1	Total laps=15	Full laps=14	Valid laps=14	
1	2'14.049	46.844	23.990	29.868	33.347	187.1
2	2'06.065	39.286	23.884	29.921	32.974	229.7
3	2'06.176	39.383	23.812	29.947	33.034	231.2
4	2'05.564	39.186	23.683	29.820	32.875	228.3
5	2'05.906	39.474	23.696	29.840	32.896	226.4
6	2'06.122	39.431	23.544	30.291	32.856	225.9
7	2'05.637	39.367	23.590	29.844	32.836	227.3
8	2'06.595	39.927	23.832	29.902	32.934	226.8
9	2'05.835	39.139	23.832	29.896	32.968	227.8
10	2'06.215	39.733	23.603	29.884	32.995	229.7
11	2'06.053	39.529	23.685	29.850	32.989	229.2
12	2'05.898	39.394	23.649	29.933	32.922	227.8
13	2'06.033	39.412	23.590	29.840	33.191	228.3
14	2'06.016	39.439	23.792	29.906	32.879	230.7
15	2'06.185	39.617	23.682	29.863	33.023	226.8
	unfinished	40.033	23.612			217.3

Lap	Lap Time	T1	T2	T3	T4	Speed
22nd	8	Eddie O'SHEA		GRYD Racing		GBR
		Runs=1	Total laps=15	Full laps=14	Valid laps=12	
1	2'12.829	45.603	23.695	29.985	33.546	173.0
2	2'06.370 *	39.889	23.745	29.776 *	32.960	220.8
3	2'05.482	39.223	23.569	29.807	32.883	228.8
4	2'05.668	39.163	23.601	29.895	33.009	229.2
5	2'06.200	39.243	23.823	30.075	33.059	226.4
6	2'05.976	39.393	23.598	29.913	33.072	222.6
7	2'06.555	39.643	23.619	30.133	33.160	223.1
8	2'05.963	39.484	23.554	29.823	33.102	225.0
9	2'06.716	39.553	23.836	30.267	33.060	225.0
10	2'06.344 *	39.675	23.714 *	29.862	33.093	225.9
11	2'05.855	39.512	23.662	29.784	32.897	229.2
12	2'05.889	39.389	23.635	29.864	33.001	225.4

Fastest Lap: Veda PRATAMA INA Honda Team Asia **2'04.524** 38.935 23.337 29.559 32.693

These data/results cannot be reproduced, stored and/or transmitted in whole or in part by any manner of electronic, mechanical, photocopying, recording, broadcasting or otherwise now known or herein after developed without the previous express consent by the copyright owner, except for reproduction in daily press and regular printed publications on sale to the public within 60 days of the event related to those data/results and always provided that copyright symbol appears together as follows below.

© MotoGP Sports Entertainment Group, 2026

Official MotoGP Timing by  TISSOT

www.motogp.com

Brno, Sunday, June 21, 2026

Page 4 of 5

Race

Moto3™

Lap	Lap Time	T1	T2	T3	T4	Speed	Lap	Lap Time	T1	T2	T3	T4	Speed
13	2'06.184	39.443	23.636	29.881	33.224	226.8							
14	2'06.494	39.379	23.764	30.223	33.128	227.3							
15	2'05.868	39.415	23.686	29.801	32.966	227.3							
	unfinished	39.601	23.757			224.0							

23rd 10		Nicola CARRARO		Rivacold Snipers Team		ITA	
Runs=1	Total laps=13	Full laps=11	Valid laps=9				
1	2'15.340	47.269	24.301	30.461	33.309	182.7	
2	2'06.931 *	39.575	23.771	30.129 *	33.456	224.5	
3	2'07.148 *	39.838	23.792	30.227 *	33.291	222.6	
4	2'07.221	39.622	23.888	30.492	33.219	222.2	
5	2'07.224	39.696	23.876	30.372	33.280	221.7	
6	2'06.981	39.839	23.717	30.176	33.249	220.4	
7	2'07.505	39.789	23.850	30.222	33.644	222.6	
8	2'08.459	40.316	23.845	30.442	33.856	216.8	
9	2'08.387	40.269	23.957	30.409	33.752	217.7	
10	2'08.285	40.335	23.950	30.415	33.585	217.3	
11	2'08.038	40.080	23.867	30.431	33.660	217.3	
12	2'09.153	40.110	24.090	30.951	34.002	217.7	
13	2'25.495 P	40.677	24.209	30.876	49.733	216.8	

24th 5		Leo RAMMERSTORFER		SIC58 Squadra Corse		AUT	
Runs=1	Total laps=6	Full laps=5	Valid laps=3				
1	2'14.873	47.188	24.168	30.297	33.220	182.4	
2	2'06.262	39.238	23.874	30.042	33.108	229.2	
3	2'08.567 *	39.657	25.389	30.230 *	33.291	225.0	
4	2'06.825	39.456	23.889	30.126	33.354	225.0	
5	2'07.179 *	39.638 *	23.869	30.282	33.390	222.2	
6	2'06.925	39.743	23.733	30.143	33.306	219.9	

25th 67		Casey O'GORMAN		SIC58 Squadra Corse		IRL	
Runs=1	Total laps=5	Full laps=4	Valid laps=4				
1	2'12.803	45.653	23.964	29.751	33.435	171.4	
2	2'04.906	38.955	23.405	29.700	32.846	223.6	
3	2'05.457	39.164	23.551	29.905	32.837	226.4	
4	2'05.210	39.163	23.470	29.779	32.798	225.4	
5	2'05.436	39.157	23.464	29.732	33.083	224.5	
	unfinished	39.236	23.627			220.4	

26th 78		Joel ESTEBAN		LEVEL UP - MTA		SPA	
Runs=1	Total laps=2	Full laps=1	Valid laps=1				
1	2'13.507	46.501	23.789	29.980	33.237	180.0	
2	2'06.052	39.429	23.681	29.889	33.053	229.2	

Fastest Lap: Veda PRATAMA INA Honda Team Asia **2'04.524** 38.935 23.337 29.559 32.693

These data/results cannot be reproduced, stored and/or transmitted in whole or in part by any manner of electronic, mechanical, photocopying, recording, broadcasting or otherwise now known or herein after developed without the previous express consent by the copyright owner, except for reproduction in daily press and regular printed publications on sale to the public within 60 days of the event related to those data/results and always provided that copyright symbol appears together as follows below.

© MotoGP Sports Entertainment Group, 2026

Official MotoGP Timing by  TISSOT

www.motogp.com

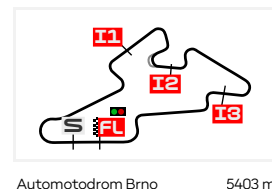
Brno, Sunday, June 21, 2026

Page 5 of 5

ANALYSIS BY LAP

MONSTER ENERGY GRAND PRIX OF CZECHIA

RACE



Num	Lap Time	Gap												
Lap 1			18	2'06.275	2.865	83	2'05.135	0.394	14	2'06.758	8.137	97	2'05.626	5.083
28	2'11.580		73	2'06.734	2.911	13	2'05.199	0.641	32	2'06.819	8.227	27	2'05.637	5.267
83	2'11.650	0.070	88	2'06.366	3.000	67	2'05.210	0.924	21	2'06.848	9.673	73	2'06.116	5.493
51	2'11.687	0.107	27	2'06.065	3.112	9	2'04.524	0.959	5	2'07.179	10.440	54	2'06.628	5.965
22	2'11.745	0.165	6	2'06.219	3.215	19	2'05.512	2.840	10	2'07.224	10.598	88	2'06.220	5.998
13	2'12.274	0.694	94	2'06.058	3.454	8	2'05.668	2.897	Lap 6					
67	2'12.803	1.223	97	2'05.882	3.535	54	2'06.180	3.256	22	2'05.153		31	2'06.092	7.274
8	2'12.829	1.249	21	2'06.515	3.835	66	2'05.172	3.322	28	2'05.537	0.274	6	2'05.812	7.512
31	2'12.832	1.252	5	2'06.262	4.133	11	2'05.348	3.411	51	2'05.422	0.324	14	2'06.516	10.437
9	2'12.997	1.417	32	2'06.685	4.157	88	2'05.730	4.306	83	2'05.427	0.535	32	2'06.467	10.490
66	2'13.001	1.421	14	2'06.412	4.333	73	2'05.731	4.352	9	2'05.591	0.609	21	2'07.056	12.782
19	2'13.021	1.441	10	2'06.931	5.269	31	2'07.483	4.389	13	2'05.672	0.962	10	2'07.505	14.098
54	2'13.136	1.556	Lap 3			27	2'05.564	4.402	8	2'05.976	3.996	Lap 8		
73	2'13.179	1.599	28	2'05.380		18	2'05.584	4.539	66	2'05.972	4.067	51	2'05.796	
78	2'13.507	1.927	51	2'05.095	0.058	97	2'05.677	4.673	11	2'06.000	4.190	28	2'05.805	0.105
18	2'13.592	2.012	22	2'05.577	0.255	6	2'05.671	4.845	19	2'05.988	4.253	22	2'05.774	0.191
88	2'13.636	2.056	83	2'05.427	0.329	94	2'05.812	4.932	18	2'05.512	4.364	13	2'05.561	0.284
11	2'13.648	2.068	13	2'05.453	0.512	14	2'06.467	7.193	54	2'06.429	5.060	83	2'05.929	0.434
6	2'13.998	2.418	67	2'05.457	0.784	32	2'06.671	7.222	73	2'05.915	5.100	9	2'05.521	0.657
27	2'14.049	2.469	9	2'05.271	1.505	21	2'06.989	8.639	97	2'05.666	5.180	66	2'06.165	4.831
21	2'14.322	2.742	31	2'05.648	1.976	5	2'06.825	9.075	27	2'06.122	5.353	8	2'05.963	4.995
94	2'14.398	2.818	54	2'05.707	2.146	10	2'07.221	9.188	88	2'05.775	5.501	19	2'05.936	5.133
32	2'14.474	2.894	8	2'05.482	2.299	Lap 5			94	2'06.372	6.687	97	2'06.066	5.353
97	2'14.655	3.075	19	2'05.500	2.398	28	2'05.814		31	2'06.617	6.905	18	2'06.483	5.450
5	2'14.873	3.293	11	2'05.899	3.133	22	2'05.667	0.110	6	2'06.819	7.423	11	2'06.355	5.536
14	2'14.923	3.343	66	2'06.166	3.220	51	2'05.805	0.165	14	2'06.770	9.644	73	2'06.116	5.813
10	2'15.340	3.760	88	2'06.026	3.646	9	2'05.136	0.281	32	2'06.782	9.746	88	2'05.671	5.873
Lap 2			73	2'06.160	3.691	83	2'05.791	0.371	21	2'07.039	11.449	27	2'06.595	6.066
28	2'05.422		27	2'06.176	3.908	67	2'05.436	0.546	5	2'06.925	12.102	54	2'06.253	6.422
22	2'05.315	0.058	18	2'06.540	4.025	13	2'05.726	0.553	10	2'06.981	12.316	31	2'06.007	7.485
83	2'05.634	0.282	97	2'05.911	4.066	8	2'06.200	3.283	Lap 7					
51	2'05.658	0.343	94	2'06.116	4.190	66	2'05.850	3.358	51	2'05.399		6	2'05.986	7.702
13	2'05.167	0.439	6	2'06.409	4.244	11	2'05.856	3.453	28	2'05.545	0.096	32	2'07.202	11.896
67	2'04.906	0.707	32	2'06.844	5.621	19	2'06.502	3.528	22	2'05.936	0.213	14	2'07.331	11.972
9	2'05.619	1.614	14	2'06.843	5.796	54	2'06.452	3.894	83	2'05.489	0.301	21	2'07.209	14.195
31	2'05.878	1.708	21	2'08.265	6.720	18	2'05.390	4.115	13	2'05.280	0.519	10	2'08.459	16.761
54	2'05.685	1.819	10	2'07.148	7.037	73	2'05.910	4.448	9	2'06.046	0.932	Lap 9		
8	2'06.370	2.197	5	2'08.567	7.320	27	2'05.906	4.494	66	2'06.118	4.462	22	2'05.726	
19	2'06.259	2.278	Lap 4			97	2'05.918	4.777	18	2'06.122	4.763	28	2'05.876	0.064
66	2'06.435	2.434	28	2'05.070		88	2'06.497	4.989	8	2'06.555	4.828	83	2'05.590	0.107
78	2'06.052	2.557	51	2'05.186	0.174	31	2'06.976	5.551	11	2'06.510	4.977	51	2'06.095	0.178
11	2'05.968	2.614	22	2'05.072	0.257	94	2'06.460	5.578	19	2'06.463	4.993	13	2'05.919	0.286
						6	2'06.836	5.867						

Lapped rider

These data/results cannot be reproduced, stored and/or transmitted in whole or in part by any manner of electronic, mechanical, photocopying, recording, broadcasting or otherwise now known or herein after developed without the previous express consent by the copyright owner, except for reproduction in daily press and regular printed publications on sale to the public within 60 days of the event related to those data/results and always provided that copyright symbol appears together as follows below.

© MotoGP Sports Entertainment Group, 2026

Official MotoGP Timing by  TISSOT

www.motogp.com

Brno, Sunday, June 21, 2026

Num	Lap Time	Gap									
9	2'06.003	0.743	66	2'06.021	7.040	27	2'06.033	8.423	31	2'06.007	11.714
19	2'06.234	5.450	19	2'06.021	7.084	73	2'05.820	8.501	6	2'06.019	11.805
97	2'06.061	5.497	8	2'05.855	7.130	19	2'06.422	8.623	94	2'06.070	12.651
66	2'06.710	5.624	11	2'06.096	7.296	88	2'05.758	8.763	54	2'06.503	13.771
11	2'06.134	5.753	27	2'06.053	7.389	31	2'05.806	10.019	14	2'07.468	24.282
8	2'06.716	5.794	73	2'05.917	7.585	6	2'05.824	10.160	32	2'07.746	24.451
18	2'06.361	5.894	88	2'06.339	7.798	94	2'06.048	10.482	21	2'06.995	25.771
27	2'05.835	5.984	31	2'06.008	9.023	54	2'06.394	11.215			
73	2'06.154	6.050	94	2'06.071	9.253	14	2'07.532	20.017	Lap 16		
88	2'06.171	6.127	6	2'06.160	9.263	32	2'07.567	20.108	13	2'05.745	
31	2'05.947	7.515	54	2'06.148	9.442	21	2'07.140	22.383	51	2'06.256	0.466
94	2'06.052	7.676	14	2'06.987	16.291	10	2'25.495	48.442	28	2'06.483	0.629
54	2'07.215	7.720	32	2'06.941	16.403				22	2'05.764	0.741
6	2'05.987	7.772	21	2'07.113	18.825	Lap 14			9	2'06.096	0.900
14	2'06.994	13.049	10	2'08.038	24.691	28	2'05.481		83	2'06.022	0.906
32	2'07.153	13.132				13	2'05.299	0.088	97	2'06.497	10.724
21	2'07.250	15.528	Lap 12			51	2'05.440	0.150	66	2'06.901	10.925
10	2'08.387	19.231	28	2'05.462		83	2'05.278	0.260	19	2'06.721	11.080
			13	2'05.494	0.110	22	2'05.790	0.447	73	2'06.798	11.394
			22	2'05.220	0.214	9	2'05.438	0.544	18	2'07.095	11.573
			83	2'05.177	0.268	66	2'06.204	8.813	11	2'07.554	11.635
			51	2'05.671	0.364	11	2'06.258	8.822	88	2'06.670	11.735
			9	2'05.279	0.712	27	2'06.016	8.958	31	2'06.166	12.026
			97	2'05.834	7.173	97	2'06.645	9.003	6	2'06.236	12.187
			18	2'05.884	7.344	8	2'06.494	9.319	94	2'07.014	13.811
			66	2'05.810	7.388	73	2'06.506	9.526	54	2'07.114	15.031
			8	2'05.889	7.557	19	2'06.416	9.558	14	2'08.159	26.587
			19	2'06.014	7.636	18	2'06.929	9.680	32	2'08.020	26.617
			11	2'05.902	7.736	88	2'06.491	9.773	21	2'06.897	26.814
			27	2'05.898	7.825	31	2'06.373	10.911			
			73	2'05.993	8.116	6	2'06.311	10.990			
			88	2'06.104	8.440	94	2'06.784	11.785			
			31	2'06.087	9.648	54	2'06.738	12.472			
			6	2'05.970	9.771	32	2'07.282	21.909			
			94	2'06.078	9.869	14	2'07.482	22.018			
			54	2'06.276	10.256	21	2'07.078	23.980			
			14	2'07.091	17.920						
			32	2'07.035	17.976	Lap 15					
			21	2'07.315	20.678	28	2'05.204				
			10	2'09.153	28.382	51	2'05.118	0.064			
						13	2'05.225	0.109			
			Lap 13			9	2'05.318	0.658			
			28	2'05.435		83	2'05.682	0.738			
			22	2'05.359	0.138	22	2'05.588	0.831			
			51	2'05.262	0.191	66	2'06.269	9.878			
			13	2'05.595	0.270	11	2'06.317	9.935			
			83	2'05.630	0.463	27	2'06.185	9.939			
			9	2'05.310	0.587	8	2'05.868	9.983			
			97	2'06.101	7.839	97	2'06.282	10.081			
			11	2'05.744	8.045	19	2'05.859	10.213			
			66	2'06.137	8.090	18	2'05.856	10.332			
			18	2'06.323	8.232	73	2'06.128	10.450			
			8	2'06.184	8.306	88	2'06.350	10.919			

Lapped rider

These data/results cannot be reproduced, stored and/or transmitted in whole or in part by any manner of electronic, mechanical, photocopying, recording, broadcasting or otherwise now known or herein after developed without the previous express consent by the copyright owner, except for reproduction in daily press and regular printed publications on sale to the public within 60 days of the event related to those data/results and always provided that copyright symbol appears together as follows below.

© MotoGP Sports Entertainment Group, 2026

Official MotoGP Timing by  TISSOT

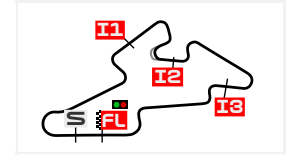
www.motogp.com

Brno, Sunday, June 21, 2026

Page 2 of 2

2026 ROOKIE OF THE YEAR CLASSIFICATION

MONSTER ENERGY GRAND PRIX OF CZECHIA



Automotodrom Brno

5403 m.

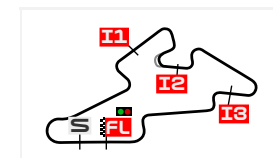
Rider	Nation	Points	Leader	Previous	THA	BRA	USA	SPA	FRA	CAT	ITA	HUN	CZE	NED	GER	GBR	ARA	RSM	AUT	JPN	INA	AUS	MAL	QAT	POR	VAL
1 URIARTE Brian	SPA	92			10	6	10	6	2	-	25	13	20													
2 PRATAMA Veda	INA	82	10	10	11	16	-	11	16	9	8	-	11													
3 DANISH Hakim	MAL	73	19	9	-	7	4	4	7	10	16	-	25													
4 SALMELA Rico	FIN	35	57	38	-	10	11	2	-	1	-	11	-													
5 O'GORMAN Casey	IRL	34	58	1	6	8	-	5	-	8	-	7	-													
6 RIOS Jesus	SPA	24	68	10	-	-	2	8	-	-	6	8	-													
7 RAMMERSTORFER Leo	AUT	4	88	20	1	-	-	-	3	-	-	-	-													
8 MITANI Zen	JPN	2	90	2	-	1	-	-	1	-	-	-	-													

These data/results cannot be reproduced, stored and/or transmitted in whole or in part by any manner of electronic, mechanical, photocopying, recording, broadcasting or otherwise now known or herein after developed without the previous express consent by the copyright owner, except for reproduction in daily press and regular printed publications on sale to the public within 60 days of the event related to those data/results and always provided that copyright symbol appears together as follows below.

© MotoGP Sports Entertainment Group, 2026

2026 RIDERS PERFORMANCE

MONSTER ENERGY GRAND PRIX OF CZECHIA



Automotodrom Brno 403 m.

(Qualifying Position - Starting Position - Race Position)

#	Rider	Pts	THA	BRA	USA	SPA	FRA	CAT	ITA	HUN	CZE	NED	GER	GBR	ARA	RSM	AUT	JPN	INA	AUS	MAL	QAT	POR	VAL	
1	QUILES Maximo	186	4	11	7	1	1	6	15	2	3														
			4-2	11-1	8-2	1-1	2-1	7-1	14-11	2-1	2-3	-	-	-	-	-	-	-	-	-	-	-	-	-	-
2	CARPE Alvaro	121	2	10	1	3	7	12	12	18	4														
			2-4	10-4	1-3	3-4	8-NC	13-2	11-2	18-3	3-6	-	-	-	-	-	-	-	-	-	-	-	-	-	-
3	URIARTE Brian	92	12	6	13	5	6	17	4	3	5														
			12-6	6-10	14-6	5-10	7-14	3-DS	3-1	3-4	4-2	-	-	-	-	-	-	-	-	-	-	-	-	-	-
4	ALMANSA David	89	1	13		7	12	3	1	1	1														
			1-1	14-NP	-	8-7	13-7	4-4	-NS	1-2	1-4	-	-	-	-	-	-	-	-	-	-	-	-	-	-
5	MORELLI Marco	86	11	5	17	10	3	4	8	7	20														
			11-7	5-2	18-11	11-3	4-12	5-5	7-13	7-7	17-7	-	-	-	-	-	-	-	-	-	-	-	-	-	-
6	PRATAMA Veda	82	5	4	4	16	5	21	13	9	8														
			5-5	4-3	4-NC	17-5	6-3	20-7	12-8	9-16	20-5	-	-	-	-	-	-	-	-	-	-	-	-	-	-
7	DANISH Hakim	73	14	3	25	9	11	8	2	19	2														
			15-17	3-9	25-12	10-12	12-9	10-6	1-3	19-NC	14-1	-	-	-	-	-	-	-	-	-	-	-	-	-	-
8	PERRONE Valentin	66	13	2	3	11	13	1	16	4	14														
			14-3	2-7	3-4	12-6	14-10	1-10	15-18	4-NC	11-10	-	-	-	-	-	-	-	-	-	-	-	-	-	-
9	MUÑOZ David	52	6			2	4	2	7	17															
			6-9	-	-	2-2	5-17	2-3	6-7	17-NC	-	-	-	-	-	-	-	-	-	-	-	-	-	-	-
10	PINI Guido	48	9	15	5	21	10	15	19	16	12														
			9-19	16-5	5-1	21-NC	11-5	16-19	18-15	16-NL	24-16	-	-	-	-	-	-	-	-	-	-	-	-	-	-
11	CRUCES Adrian	46	21	25	14	14	16	20	23	8	21														
			22-12	25-12	15-7	15-19	17-6	19-11	22-17	8-6	18-12	-	-	-	-	-	-	-	-	-	-	-	-	-	-
12	ESTEBAN Joel	44	17	1	6	4	20	9	6	20	17														
			18-8	1-NP	6-NC	4-9	20-4	11-14	5-5	20-13	15-NC	-	-	-	-	-	-	-	-	-	-	-	-	-	-

NC=Not classified NL=Not finished first lap NP=Not started race re-start N2=Not finished first lap race re-start EX=Excluded NS=Not Started DS=Disqualified

These data/results cannot be reproduced, stored and/or transmitted in whole or in part by any manner of electronic, mechanical, photocopying, recording, broadcasting or otherwise now known or herein after developed without the previous express consent by the copyright owner, except for reproduction in daily press and regular printed publications on sale to the public within 60 days of the event related to those data/results and always provided that copyright symbol appears together as follows below.

© MotoGP Sports Entertainment Group, 2026

2026 Riders Performance

Moto3™ Race

#	Rider	Pts	THA	BRA	USA	SPA	FRA	CAT	ITA	HUN	CZE	NED	GER	GBR	ARA	RSM	AUT	JPN	INA	AUS	MAL	QAT	POR	VAL	
13	BERTELLE Matteo	42	20	20	12	8	8	11	17	15	11														
			21-NC	20-NL	13-8	9-NC	9-2	12-12	16-12	15-15	9-11	-	-	-	-	-	-	-	-	-	-	-	-	-	-
14	SALMELA Rico	35	26	9	8	17	23	13	22	6	18														
			13-18	9-6	9-5	18-14	23-NC	14-15	21-NC	6-5	26-NC	-	-	-	-	-	-	-	-	-	-	-	-	-	-
15	O'SHEA Eddie	35	19	22	16	24	9	14	14	22	6														
			20-14	22-14	17-10	24-17	10-8	15-9	13-6	22-18	5-NC	-	-	-	-	-	-	-	-	-	-	-	-	-	-
16	O'GORMAN Casey	34	10	12	2	15	19	10	21	12	10														
			10-10	13-8	2-NC	16-11	19-NC	24-8	20-NC	12-9	8-NC	-	-	-	-	-	-	-	-	-	-	-	-	-	-
17	KELSO Joel	30	15	7	10	6	2	7	3	10	9														
			16-13	7-11	11-NC	7-13	3-NC	8-16	2-9	10-12	7-8	-	-	-	-	-	-	-	-	-	-	-	-	-	-
18	OGDEN Scott	27	8	19	9	12	17	19	10	21	7														
			8-11	19-NP	10-9	13-15	18-NC	18-17	9-14	21-11	6-9	-	-	-	-	-	-	-	-	-	-	-	-	-	-
19	RIOS Jesus	24	16	24	20	19	15	5	5	5	15														
			17-16	24-NL	20-14	19-8	16-NC	6-NC	4-10	5-8	12-17	-	-	-	-	-	-	-	-	-	-	-	-	-	-
20	FERNANDEZ Adrian	21	3	18	18	18	18	18	9	11	13														
			3-DS	12-DS	7-DS	6-DS	1-DS	9-DS	8-4	11-10	10-14	-	-	-	-	-	-	-	-	-	-	-	-	-	-
21	YAMANAKA Ryusei	12	7	8	19	22	21	16	11	24	19														
			7-23	8-13	19-17	22-16	21-11	17-13	10-16	24-17	16-15	-	-	-	-	-	-	-	-	-	-	-	-	-	-
22	URIARTE Marcos	6			21						16														
			-	-	21-13	-	-	-	-	-	-	13-13	-	-	-	-	-	-	-	-	-	-	-	-	-
23	RAMMERSTORFER Leo	4	22	16	24	26	25	25	24	26	23														
			23-15	17-NP	24-19	26-NS	25-13	25-21	23-23	26-19	21-NC	-	-	-	-	-	-	-	-	-	-	-	-	-	-
24	BUCHANAN Cormac	2	18	17	22	20	14	26	18	14	24														
			19-NC	18-17	22-18	20-18	15-NL	26-22	17-19	14-14	22-18	-	-	-	-	-	-	-	-	-	-	-	-	-	-
25	MITANI Zen	2	25	14	11	23	26	24	26	23	25														
			26-21	15-15	12-NC	23-20	26-15	23-20	25-22	23-20	23-19	-	-	-	-	-	-	-	-	-	-	-	-	-	-
26	MOODLEY Ruche	1	24	21	23	13	24	22	20	13	22														
			25-20	21-NC	23-15	14-21	24-16	21-18	19-21	13-NL	19-20	-	-	-	-	-	-	-	-	-	-	-	-	-	-
27	CARRARO Nicola	0	23	23	15	25	22	23	25	25	26														
			24-22	23-16	16-16	25-NC	22-NC	22-NC	24-20	25-NC	25-NC	-	-	-	-	-	-	-	-	-	-	-	-	-	-

NC=Not classified NL=Not finished first lap NP=Not started race re-start N2=Not finished first lap race re-start EX=Excluded NS=Not Started DS=Disqualified

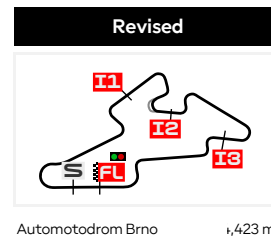
These data/results cannot be reproduced, stored and/or transmitted in whole or in part by any manner of electronic, mechanical, photocopying, recording, broadcasting or otherwise now known or herein after developed without the previous express consent by the copyright owner, except for reproduction in daily press and regular printed publications on sale to the public within 60 days of the event related to those data/results and always provided that copyright symbol appears together as follows below.

© MotoGP Sports Entertainment Group, 2026

Official MotoGP Timing by  TISSOT

www.motogp.com

Brno, Sunday, June 21, 2026



OFFICIAL STARTING GRID

MONSTER ENERGY GRAND PRIX OF CZECHIA

RACE : 16 LAPS = 86.448 KM

1	1 2'04.069 22 David ALMANSA KTM	2 2'04.490 28 Maximo QUILES KTM	3 2'04.634 83 Alvaro CARPE KTM
2	4 2'04.643 51 Brian URIARTE KTM	5 2'05.140 8 Eddie O'SHEA Honda	6 2'05.179 19 Scott OGDEN KTM
3	7 2'05.440 66 Joel KELSO Honda	8 2'05.440 67 Casey O'GORMAN Honda	9 2'05.446 18 Matteo BERTELLE KTM
4	10 2'05.459 31 Adrian FERNANDEZ Honda	11 2'05.514 73 Valentin PERRONE KTM	12 2'05.517 54 Jesus RIOS Honda
5	13 2'05.566 88 Marcos URIARTE KTM	14 2'04.086 13 Hakim DANISH KTM	15 2'05.637 78 Joel ESTEBAN KTM
6	16 2'05.737 6 Ryusei YAMANAKA KTM	17 2'05.792 97 Marco MORELLI KTM	18 2'05.809 11 Adrian CRUCES KTM
7	19 2'06.314 21 Ruche MOODLEY KTM	20 2'05.270 9 Veda PRATAMA Honda	21 2'06.421 5 Leo RAMMERSTORFER Honda

FIM MotoGP Stewards grid penalty for riders #9, #13, #27 & #94 & long lap penalty for riders #21 & #5

The results are provisional until the end of the limit for protest and appeals.

Time limit for protest expires 60' after publication of the results - **Jindrich HRNECEK** Time: **09:22**

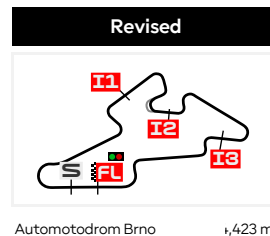
These data/results cannot be reproduced, stored and/or transmitted in whole or in part by any manner of electronic, mechanical, photocopying, recording, broadcasting or otherwise now known or herein after developed without the previous express consent by the copyright owner, except for reproduction in daily press and regular printed publications on sale to the public within 60 days of the event related to those data/results and always provided that copyright symbol appears together as follows below.

© MotoGP Sports Entertainment Group, 2026

Official MotoGP Timing by **TISSOT**

www.motogp.com

Brno, Saturday, June 20, 2026



OFFICIAL STARTING GRID

MONSTER ENERGY GRAND PRIX OF CZECHIA

RACE : 16 LAPS = 86.448 KM

8

22
2'06.520
14 Cormac BUCHANAN
KTM

23
2'06.881
32 Zen MITANI
Honda

24
2'05.456
94 Guido PINI
Honda

9

25
2'06.896
10 Nicola CARRARO
Honda

26
2'06.097
27 Rico SALMELA
KTM

FIM MotoGP Stewards grid penalty for riders #9, #13, #27 & #94 & long lap penalty for riders #21 & #5

The results are provisional until the end of the limit for protest and appeals.

Time limit for protest expires 60' after publication of the results - **Jindrich HRNECEK** Time: **09:22**

These data/results cannot be reproduced, stored and/or transmitted in whole or in part by any manner of electronic, mechanical, photocopying, recording, broadcasting or otherwise now known or herein after developed without the previous express consent by the copyright owner, except for reproduction in daily press and regular printed publications on sale to the public within 60 days of the event related to those data/results and always provided that copyright symbol appears together as follows below.

© MotoGP Sports Entertainment Group, 2026

Official MotoGP Timing by **TISSOT**

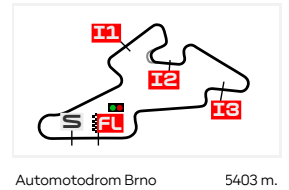
www.motogp.com

Brno, Saturday, June 20, 2026

TOP SPEED & AVERAGE

MONSTER ENERGY GRAND PRIX OF CZECHIA

RACE



#	Rider	Nation	Motorcycle	Top 5 speeds					Average	Top
6	Ryusei YAMANAKA	JPN	KTM	231.7	230.2	230.2	229.2	229.2	230.1	231.7
19	Scott OGDEN	GBR	KTM	231.7	230.2	229.7	229.7	228.3	229.9	231.7
78	Joel ESTEBAN	SPA	KTM	229.2	180.0				204.6	231.7
88	Marcos URIARTE	SPA	KTM	231.7	230.7	229.7	228.8	228.3	229.8	231.7
11	Adrian CRUCES	SPA	KTM	231.2	229.2	228.3	228.3	228.3	229.1	231.2
18	Matteo BERTELLE	ITA	KTM	231.2	230.7	230.2	229.7	229.7	230.3	231.2
27	Rico SALMELA	FIN	KTM	231.2	230.7	229.7	229.7	229.2	230.1	231.2
97	Marco MORELLI	ARG	KTM	231.2	229.2	229.2	229.2	228.3	229.2	231.2
83	Alvaro CARPE	SPA	KTM	230.7	229.7	228.8	228.8	228.3	229.0	230.7
32	Zen MITANI	JPN	HONDA	230.2	223.1	222.2	222.2	221.3	223.1	230.2
73	Valentin PERRONE	ARG	KTM	230.2	229.7	229.2	228.3	227.8	228.8	230.2
21	Ruche MOODLEY	RSA	KTM	229.7	227.8	223.6	223.1	222.6	225.4	229.7
22	David ALMANSA	SPA	KTM	229.7	228.8	228.3	227.8	227.8	228.5	229.7
5	Leo RAMMERSTORFER	AUT	HONDA	229.2	225.0	225.0	222.2	219.9	224.3	229.2
8	Eddie O'SHEA	GBR	HONDA	229.2	229.2	228.8	227.3	227.3	228.4	229.2
14	Cormac BUCHANAN	NZE	KTM	229.2	227.8	225.0	223.6	223.1	225.7	229.2
13	Hakim DANISH	MAL	KTM	228.8	228.8	227.3	226.8	226.4	227.4	228.8
51	Brian URIARTE	SPA	KTM	228.8	227.8	226.4	225.9	225.9	226.8	228.8
66	Joel KELSO	AUS	HONDA	228.8	228.3	227.8	226.4	226.4	227.4	228.8
94	Guido PINI	ITA	HONDA	228.8	228.8	227.8	226.4	226.4	227.6	228.8
54	Jesus RIOS	SPA	HONDA	228.3	226.8	226.8	225.0	224.5	225.6	228.3
31	Adrian FERNANDEZ	SPA	HONDA	227.3	226.8	225.9	225.9	225.0	226.2	227.3
9	Veda PRATAMA	INA	HONDA	226.8	226.8	226.8	225.9	225.9	226.3	226.8
28	Maximo QUILES	SPA	KTM	226.4	225.9	225.0	224.5	224.5	225.3	226.4
67	Casey O'GORMAN	IRL	HONDA	226.4	225.4	224.5	223.6	220.4	224.1	226.4
10	Nicola CARRARO	ITA	HONDA	224.5	222.6	222.6	222.2	221.7	222.7	224.5

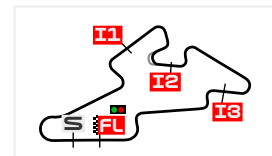
These data/results cannot be reproduced, stored and/or transmitted in whole or in part by any manner of electronic, mechanical, photocopying, recording, broadcasting or otherwise now known or herein after developed without the previous express consent by the copyright owner, except for reproduction in daily press and regular printed publications on sale to the public within 60 days of the event related to those data/results and always provided that copyright symbol appears together as follows below.

© MotoGP Sports Entertainment Group, 2026

Official MotoGP Timing by www.motogp.com

Brno, Sunday, June 21, 2026

FASTEST LAPS SEQUENCE
MONSTER ENERGY GRAND PRIX OF CZECHIA
RACE



Automotodrom Brno 5403 m.

Lap	Race Time	#	Rider	Nation	Motorcycle	Time	Km/h	Riders's Lap
2	4'17.002	28	Maximo QUILES	SPA	KTM	2'05.422	155.0	2
2	4'17.060	22	David ALMANSA	SPA	KTM	2'05.315	155.2	2
2	4'17.441	13	Hakim DANISH	MAL	KTM	2'05.167	155.3	2
2	4'17.709	67	Casey O'GORMAN	IRL	HONDA	2'04.906	155.7	2
4	8'28.411	9	Veda PRATAMA	INA	HONDA	2'04.524	156.2	4

These data/results cannot be reproduced, stored and/or transmitted in whole or in part by any manner of electronic, mechanical, photocopying, recording, broadcasting or otherwise now known or herein after developed without the previous express consent by the copyright owner, except for reproduction in daily press and regular printed publications on sale to the public within 60 days of the event related to those data/results and always provided that copyright symbol appears together as follows below.

© MotoGP Sports Entertainment Group, 2026

Official MotoGP Timing by  TISSOT

www.motogp.com

Brno, Sunday, June 21, 2026