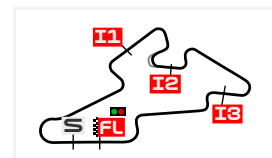


CLASSIFICATION

MONSTER ENERGY GRAND PRIX OF CZECHIA PRACTICE



Automotodrom Brno 5403 m.

#	Rider	Nation	Team	Motorcycle	Time	Lap Total	Gap	T. Speed
1	80 David ALONSO	COL	CFMOTO Inde Aspar Team	KALEX	1'58.511	3 14		268.6
2	12 Filip SALAC	CZE	OnlyFans American Racing Team	KALEX	1'58.529	3 15	0.018 0.018	266.6
3	18 Manuel GONZALEZ	SPA	LIQUI MOLY Dynavolt Intact GP	KALEX	1'58.619	18 19	0.108 0.090	268.6
4	96 Daniel HOLTADO	SPA	CFMOTO Inde Aspar Team	KALEX	1'58.648	15 18	0.137 0.029	266.6
5	81 Senna AGIUS	AUS	LIQUI MOLY Dynavolt Intact GP	KALEX	1'58.656	17 18	0.145 0.008	267.9
6	11 Alex ESCRIG	SPA	KLINT Racing Team	FORWARD	1'58.677	12 14	0.166 0.021	264.7
7	28 Izan GUEVARA	SPA	BLU CRU Pramac Yamaha Moto2	BOSCOSCURO	1'58.768	12 14	0.257 0.091	267.9
8	95 Collin VEIJER	NED	Red Bull KTM Ajo	KALEX	1'58.789	15 17	0.278 0.021	267.9
9	4 Ivan ORTOLA	SPA	QJMOTOR - Exocom - MSI	KALEX	1'58.817	15 17	0.306 0.028	270.0
10	98 Jose Antonio RUEDA	SPA	Red Bull KTM Ajo	KALEX	1'58.848	9 10	0.337 0.031	267.3
11	72 Taiyo FURUSATO	JPN	Idemitsu Honda Team Asia	KALEX	1'58.937	13 17	0.426 0.089	268.6
12	84 Zonta VD GOORBERGH	NED	Momoven Idrofoglia RW Racing Team	KALEX	1'58.939	15 16	0.428 0.002	265.3
13	16 Joe ROBERTS	USA	OnlyFans American Racing Team	KALEX	1'59.015	14 14	0.504 0.076	264.0
14	13 Celestino VIETTI	ITA	HDR SpeedRS Team	BOSCOSCURO	1'59.024	14 15	0.513 0.009	267.3
15	54 Alberto FERRANDEZ	SPA	BLU CRU Pramac Yamaha Moto2	BOSCOSCURO	1'59.072	2 14	0.561 0.048	266.6
16	14 Tony ARBOLINO	ITA	REDS Fantic Racing	KALEX	1'59.086	13 17	0.575 0.014	267.3
17	71 Ayumu SASAKI	JPN	Momoven Idrofoglia RW Racing Team	KALEX	1'59.193	15 16	0.682 0.107	268.6
18	17 Daniel MUÑOZ	SPA	Italtrans Racing Team	KALEX	1'59.261	17 18	0.750 0.068	264.0
19	44 Aron CANET	SPA	ELF Marc VDS Racing Team	BOSCOSCURO	1'59.343	15 15	0.832 0.082	264.7
20	32 Luca LUNETTA	ITA	HDR SpeedRS Team	BOSCOSCURO	1'59.456	15 15	0.945 0.113	263.4
21	99 Adrian HUERTAS	SPA	Italtrans Racing Team	KALEX	1'59.482	2 15	0.971 0.026	264.7
22	7 Barry BALTUS	BEL	REDS Fantic Racing	KALEX	1'59.571	3 4	1.060 0.089	265.3
23	53 Deniz ÖNCÜ	TUR	ELF Marc VDS Racing Team	BOSCOSCURO	1'59.695	12 15	1.184 0.124	269.3
24	36 Angel PIQUERAS	SPA	QJMOTOR - Exocom - MSI	KALEX	1'59.730	5 16	1.219 0.035	268.6
25	22 Jacob ROULSTONE	AUS	Idemitsu Honda Team Asia	KALEX	1'59.799	13 16	1.288 0.069	267.9
26	3 Sergio GARCIA	SPA	ITALJET Gresini Moto2	KALEX	1'59.903	13 16	1.392 0.104	267.3
27	85 Xabi ZURUTUZA	SPA	KLINT Racing Team	FORWARD	1'59.905	16 17	1.394 0.002	264.7

Not classified

21 Alonso LOPEZ SPA ITALJET Gresini Moto2 KALEX

Practice condition: Dry

Air: 30°

Humidity: 40%

Ground: 48°

Fastest Lap:	Lap: 3	David ALONSO	1'58.511	164.1 Km/h
Best Race Lap:	2025	Joe ROBERTS	1'59.468	162.8 Km/h
All-Time Lap Record:	2025	Barry BALTUS	1'58.322	164.3 Km/h

The results are provisional until the end of the limit for protest and appeals.

Time limit for protest expires 60' after publication of the results - Time: **15:04**

These data/results cannot be reproduced, stored and/or transmitted in whole or in part by any manner of electronic, mechanical, photocopying, recording, broadcasting or otherwise now known or herein after developed without the previous express consent by the copyright owner, except for reproduction in daily press and regular printed publications on sale to the public within 60 days of the event related to those data/results and always provided that copyright symbol appears together as follows below.

© MotoGP Sports Entertainment Group, 2026

Official MotoGP Timing by **TISSOT**

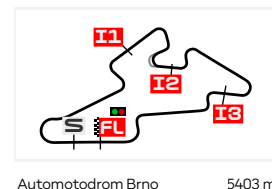
www.motogp.com

Brno, Friday, June 19, 2026

TOP SPEED & AVERAGE

MONSTER ENERGY GRAND PRIX OF CZECHIA

PRACTICE



#	Rider	Nation	Motorcycle	Top 5 speeds					Average	Top
4	Ivan ORTOLA	SPA	KALEX	270.0	267.9	267.3	267.3	266.6	267.8	270.0
53	Deniz ÖNCÜ	TUR	BOSCOSCURO	269.3	267.9	266.6	266.6	266.0	266.9	269.3
18	Manuel GONZALEZ	SPA	KALEX	268.6	267.9	267.3	266.6	266.6	267.4	268.6
36	Angel PIQUERAS	SPA	KALEX	268.6	267.3	266.6	266.0	266.0	266.9	268.6
71	Ayumu SASAKI	JPN	KALEX	268.6	267.9	267.9	266.6	266.0	267.4	268.6
72	Taiyo FURUSATO	JPN	KALEX	268.6	268.6	267.9	267.3	266.6	267.6	268.6
80	David ALONSO	COL	KALEX	268.6	268.6	267.3	266.6	266.6	267.4	268.6
22	Jacob ROULSTONE	AUS	KALEX	267.9	266.6	266.0	265.3	264.7	266.1	267.9
28	Izan GUEVARA	SPA	BOSCOSCURO	267.9	265.3	264.7	263.4	263.4	264.7	267.9
81	Senna AGIUS	AUS	KALEX	267.9	267.3	266.6	265.3	263.4	265.1	267.9
95	Collin VEIJER	NED	KALEX	267.9	266.6	266.0	266.0	266.0	266.4	267.9
3	Sergio GARCIA	SPA	KALEX	267.3	266.0	266.0	265.3	265.3	266.0	267.3
13	Celestino VIETTI	ITA	BOSCOSCURO	267.3	266.6	266.6	266.0	265.3	266.1	267.3
14	Tony ARBOLINO	ITA	KALEX	267.3	266.6	266.0	266.0	265.3	266.0	267.3
98	Jose Antonio RUEDA	SPA	KALEX	267.3	267.3	266.6	265.3	264.7	266.2	267.3
12	Filip SALAC	CZE	KALEX	266.6	266.0	265.3	264.0	263.4	265.1	266.6
54	Alberto FERRANDEZ	SPA	BOSCOSCURO	266.6	265.3	263.4	262.7	262.7	263.9	266.6
96	Daniel HOLGADO	SPA	KALEX	266.6	266.0	264.7	264.0	264.0	265.1	266.6
7	Barry BALTUS	BEL	KALEX	265.3	264.0	264.0	263.4		264.2	265.3
84	Zonta VD GOORBERGH	NED	KALEX	265.3	264.7	264.7	264.0	264.0	264.5	265.3
11	Alex ESCRIG	SPA	FORWARD	264.7	264.7	263.4	263.4	263.4	263.9	264.7
44	Aron CANET	SPA	BOSCOSCURO	264.7	264.7	264.0	262.7	262.7	263.8	264.7
85	Xabi ZURUTUZA	SPA	FORWARD	264.7	264.0	264.0	264.0	263.4	263.8	264.7
99	Adrian HUERTAS	SPA	KALEX	264.7	263.4	262.7	262.7	262.7	263.1	264.7
16	Joe ROBERTS	USA	KALEX	264.0	262.7	262.7	262.1	260.8	262.5	264.0
17	Daniel MUÑOZ	SPA	KALEX	264.0	264.0	263.4	263.4	262.1	263.2	264.0
32	Luca LUNETTA	ITA	BOSCOSCURO	263.4	263.4	263.4	263.4	262.7	263.2	263.4

These data/results cannot be reproduced, stored and/or transmitted in whole or in part by any manner of electronic, mechanical, photocopying, recording, broadcasting or otherwise now known or herein after developed without the previous express consent by the copyright owner, except for reproduction in daily press and regular printed publications on sale to the public within 60 days of the event related to those data/results and always provided that copyright symbol appears together as follows below.

© MotoGP Sports Entertainment Group, 2026

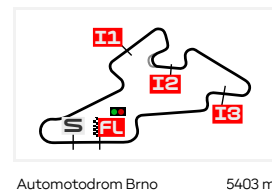
Official MotoGP Timing by www.motogp.com

Brno, Friday, June 19, 2026

CHRONOLOGICAL ANALYSIS OF PERFORMANCES

MONSTER ENERGY GRAND PRIX OF CZECHIA

PRACTICE



* Lap / Sector time cancelled
P Crossing the finish line in pit lane

T1 Time from finish line to 1st intermediate
T2 Time from 1st intermed. to 2nd intermed.

T3 Time from 2nd intermed. to 3rd intermed.
T4 Time from 3rd intermediate to finish line

Lap	Lap Time	T1	T2	T3	T4	Speed	Lap	Lap Time	T1	T2	T3	T4	Speed		
1st	80	David ALONSO					CFMOTO Inde Aspar T COL	7	1'59.235	36.823	22.837	28.404	31.171	262.7	
		Runs=3	Total laps=14	Full laps=9	Valid laps=8		8	1'59.062	36.827	22.728	28.361	31.146	264.0		
1	2'44.218	38.161	23.083	28.613	31.275		9	1'59.148	36.794	22.808	28.427	31.119	264.0		
2	1'58.932	36.811	22.748	28.346	31.027	265.3	10	1'59.633	36.843	22.745	28.439	31.606	264.7		
3	1'58.511	36.724	22.629	28.230	30.928	266.0	11	1'59.649 *	37.107	22.743	28.539	31.260 *	262.7		
4	1'58.538	36.624	22.670	28.219	31.025	267.3	12	2'11.311 P	37.865	23.966	29.327	40.153	264.0		
5	1'59.218 *	36.784	22.670	28.355	31.409 *	266.6	13	4'57.856	39.888	24.416	29.136	31.729			
6	2'11.052 P	37.059 *	23.112 *	28.811 *	42.070	264.7	14	2'00.206	36.818	22.828	29.094	31.466	264.0		
7	7'58.365 P	41.820	22.928	28.677	31.144		15	2'04.383	36.783	22.803	30.626	34.171	266.6		
8	1'59.051	36.732	22.758	28.248	31.313	264.0	16	1'59.016	36.870	22.697	28.344	31.105	267.9		
9	1'59.002	36.729	22.773	28.405	31.095	266.0	17	1'58.716	36.732	22.627	28.339	31.018	266.6		
10	2'08.570 P	36.829	22.757	28.385	40.599	266.6	18	1'58.619	36.605	22.659	28.398	30.957	267.3		
11	10'38.046	43.642	22.905	28.524	31.085		19	1'58.727	36.633	22.717	28.378	30.999	268.6		
12	2'01.449	36.658	24.340	28.742	31.709	266.6									
13	1'58.923	36.782	22.656	28.311	31.174	268.6									
14	1'58.693	36.622	22.610	28.354	31.107	268.6									
2nd	12	Filip SALAC					OnlyFans American Rac CZE	4th	96	Daniel HOLGADO					CFMOTO Inde Aspar T SPA
		Runs=4	Total laps=15	Full laps=9	Valid laps=9				Runs=3	Total laps=18	Full laps=13	Valid laps=9			
1	3'21.816 P	39.571	24.002	29.168	40.669		1	2'21.730	38.950	23.124	28.790	31.427			
2	2'24.592	35.310	22.528	28.290	32.864		2	1'59.429	36.839	22.825	28.526	31.239	263.4		
3	1'58.529	36.753	22.622	28.206	30.948	265.3	3	1'58.731	36.678	22.666	28.326	31.061	262.1		
4	2'08.954 P	36.906	22.827	28.607	40.614	266.6	4	1'59.175 *	36.817	22.740	28.420	31.198 *	262.1		
5	8'07.235	38.215	23.627	29.066	31.764		5	1'59.186	36.875	22.768	28.429	31.114	263.4		
6	1'59.810	37.099	22.889	28.503	31.319	257.7	6	2'19.078 P	39.304 *	26.068 *	31.160 *	42.546	262.7		
7	1'59.767	37.037	22.889	28.598	31.243	262.1	7	5'23.982 P	39.532	24.166	29.024	31.739			
8	1'59.464	36.874	22.818	28.499	31.273	262.1	8	2'00.056	37.104	23.133	28.555	31.264	262.7		
9	2'00.902	36.975	23.753	28.671	31.503	262.7	9	1'59.757	36.959	22.848	28.515	31.435	263.4		
10	1'59.408	36.928	22.807	28.540	31.133	263.4	10	1'59.373	36.931	22.811	28.437	31.194	266.0		
11	2'19.050 P	39.932	24.969	31.558	42.591	261.5	11	2'00.052 *	37.209	22.895	28.559	31.389 *	266.6		
12	7'11.990	47.281	24.072	30.894	31.673		12	2'09.982 P	37.120 *	22.930	28.588	41.344	260.2		
13	2'03.837	36.919	24.571	30.472	31.875	260.8	13	6'39.662	38.222	23.112	28.586	31.236			
14	1'58.580	36.742	22.598	28.249	30.991	266.0	14	1'58.787	36.709	22.652	28.318	31.108	264.7		
15	1'58.821	36.731	22.679	28.302	31.109	264.0	15	1'58.648	36.725	22.559	28.338	31.026	264.0		
							16	2'03.544 *	36.674	22.580	28.979	35.311 *	262.7		
							17	2'00.464 *	37.190	22.958	28.948 *	31.368	260.8		
							18	1'59.226	36.720	22.767	28.577	31.162	264.0		
3rd	18	Manuel GONZALEZ					LIQUI MOLY Dynavolt SPA	5th	81	Senna AGIUS					LIQUI MOLY Dynavolt AUS
		Runs=4	Total laps=19	Full laps=13	Valid laps=12				Runs=3	Total laps=18	Full laps=13	Valid laps=12			
1	3'21.230 P	39.760	23.803	29.301	40.286		1	2'26.573	37.742	23.515	29.120	32.399			
2	2'24.557 *	36.326	22.879	28.568 *	32.840		2	1'59.050	37.085	22.650	28.309	31.006	266.6		
3	1'59.052	36.873	22.795	28.271	31.113	264.7	3	2'05.637	36.881	22.842	32.757	33.157	267.9		
4	1'59.047	36.758	22.683	28.400	31.206	265.3	4	1'58.687	36.720	22.617	28.303	31.047	265.3		
5	2'15.402 P	36.899	22.838 *	32.498 *	43.167	265.3	5	1'59.428	36.728	22.834	28.550	31.316	267.3		
6	4'09.026 P	38.117	23.583	28.810	31.623		6	2'14.927 P	38.172 *	24.941 *	29.846 *	41.968	263.4		

Fastest Lap: David ALONSO COL CFMOTO Inde Aspar Team **1'58.511** 36.724 22.629 28.230 30.928

These data/results cannot be reproduced, stored and/or transmitted in whole or in part by any manner of electronic, mechanical, photocopying, recording, broadcasting or otherwise now known or herein after developed without the previous express consent by the copyright owner, except for reproduction in daily press and regular printed publications on sale to the public within 60 days of the event related to those data/results and always provided that copyright symbol appears together as follows below.

© MotoGP Sports Entertainment Group, 2026

Official MotoGP Timing by

www.motogp.com

Brno, Friday, June 19, 2026

Practice

Moto2™

Lap	Lap Time	T1	T2	T3	T4	Speed
7	4'14.428 P	37.518	23.162	28.720	31.348	
8	1'59.523	36.812	22.934	28.534	31.243	260.2
9	1'59.004	36.829	22.770	28.346	31.059	262.1
10	1'59.028	36.757	22.633	28.317	31.321	263.4
11	2'09.710 P	36.845	22.615	29.604	40.646	261.5
12	6'19.387	38.585	23.319	28.843	31.864	
13	1'59.205	36.935	22.583	28.291	31.396	260.8
14	1'58.869	36.792	22.527	28.412	31.138	263.4
15	2'02.428 *	37.772 *	24.506	28.720	31.430 *	262.7
16	1'58.914	36.702	22.631	28.383	31.198	262.7
17	1'58.656	36.714	22.561	28.289	31.092	262.1
18	1'59.086	36.947	22.598	28.419	31.122	263.4

6th	11	Alex ESCRIG	KLINT Racing Team	SPA		
Runs=3	Total laps=14	Full laps=9	Valid laps=9			
1	2'44.939	38.686	23.009	28.538	31.206	
2	1'58.693	36.792	22.540	28.352	31.009	262.7
3	1'58.741	36.723	22.732	28.294	30.992	264.7
4	2'08.355	36.862	22.839	33.601	35.053	264.7
5	2'17.447 P	37.249	22.869	30.920	46.409	261.5
6	9'41.395 P	49.185	24.965	31.948	31.378	
7	1'59.180	36.863	22.671	28.429	31.217	262.1
8	1'59.192	36.851	22.702	28.410	31.229	263.4
9	2'12.684 P	36.892	22.693	28.568	44.531	263.4
10	8'14.461	41.468	23.799	28.956	31.882	
11	2'02.832	36.855	22.583	29.488	33.906	262.7
12	1'58.677	36.694	22.624	28.285	31.074	262.7
13	1'58.783	36.736	22.598	28.400	31.049	263.4
14	2'03.586	38.063	22.794	28.870	33.859	262.7

7th	28	Izan GUEVARA	BLU CRU Pramac Yama	SPA		
Runs=3	Total laps=14	Full laps=9	Valid laps=9			
1	2'52.442	37.753	22.991	28.684	31.344	
2	1'59.141	36.798	22.755	28.442	31.146	263.4
3	1'58.993	36.872	22.606	28.406	31.109	263.4
4	2'08.841 P	36.894	22.748	28.463	40.736	265.3
5	10'39.570	39.500	23.335	28.924	31.650	
6	1'59.381	36.931	22.754	28.459	31.237	260.2
7	1'59.873	36.990	22.997	28.561	31.325	262.1
8	1'59.368	36.918	22.695	28.536	31.219	262.7
9	1'59.493	37.055	22.726	28.501	31.211	263.4
10	2'08.824 P	36.896	22.754	28.562	40.612	262.7
11	7'48.541	38.628	22.963	28.663	31.194	
12	1'58.768	36.738	22.711	28.272	31.047	267.9
13	1'59.182	36.826	22.687	28.444	31.225	264.7
14	2'02.521	36.896	22.759	31.111	31.755	262.7

8th	95	Collin VEIJER	Red Bull KTM Ajo	NED		
Runs=3	Total laps=17	Full laps=12	Valid laps=11			
1	2'40.188	38.573	23.160	28.754	31.491	
2	1'59.453	36.905	22.787	28.565	31.196	265.3
3	1'59.529	36.985	22.823	28.402	31.319	265.3
4	1'59.272	36.822	22.842	28.378	31.230	265.3
5	2'01.900 *	36.952	22.792	28.485	33.671 *	266.6
6	2'16.268 P	38.743 *	24.526 *	30.645 *	42.354	265.3

Lap	Lap Time	T1	T2	T3	T4	Speed
7	6'06.339 P	41.604	24.339	28.696	31.494	
8	1'59.226	36.752	22.935	28.308	31.231	264.0
9	1'59.436	36.807	22.738	28.556	31.335	266.0
10	1'59.505	36.987	22.746	28.498	31.274	265.3
11	2'11.476 P	36.966	22.899	28.467	43.144	265.3
12	8'05.539	40.585	23.446	28.705	31.996	
13	1'58.863	36.881	22.643	28.247	31.092	266.0
14	1'58.915	36.785	22.699	28.279	31.152	266.0
15	1'58.789	36.707	22.630	28.360	31.092	265.3
16	1'58.956	36.703	22.764	28.289	31.200	266.0
17	2'07.939	36.773	27.108	31.042	33.016	267.9

9th	4	Ivan ORTOLA	QJMOTOR - Exocom - SPA			
Runs=3	Total laps=17	Full laps=12	Valid laps=12			
1	2'26.808	41.366	24.010	29.440	32.876	
2	1'59.242	37.017	22.761	28.338	31.126	267.9
3	1'59.007	36.794	22.687	28.429	31.097	267.3
4	1'59.719	37.011	22.796	28.617	31.295	270.0
5	1'59.494	36.997	22.817	28.375	31.305	267.3
6	2'18.643 P	38.632 *	26.086 *	29.912 *	44.013	264.7
7	7'13.313 P	40.319	23.061	28.632	31.375	
8	1'59.168	36.936	22.712	28.372	31.148	263.4
9	1'59.120	36.803	22.670	28.440	31.207	264.0
10	1'59.098	36.986	22.627	28.380	31.105	264.7
11	2'12.051 P	37.654	24.480	29.245	40.672	264.0
12	6'50.310	37.782	23.099	28.864	31.632	
13	1'59.115	36.741	22.685	28.415	31.274	262.7
14	1'59.054	36.832	22.520	28.640	31.062	264.7
15	1'58.817	36.657	22.539	28.584	31.037	265.3
16	1'59.129	36.824	22.710	28.488	31.107	265.3
17	1'59.211	36.936	22.720	28.513	31.042	266.6

10th	98	Jose Antonio RUEDA	Red Bull KTM Ajo	SPA		
Runs=2	Total laps=10	Full laps=7	Valid laps=7			
1	2'24.184	40.832	23.778	29.351	31.752	
2	1'59.695	37.113	22.858	28.545	31.179	264.7
3	1'59.498	36.941	22.865	28.474	31.218	267.3
4	1'59.665	36.889	22.886	28.521	31.369	266.6
5	1'59.522	36.907	22.826	28.545	31.244	267.3
6	2'16.565 P	38.069 *	24.419 *	30.102 *	43.975	265.3
7	5'53.466 P	43.967	22.958 *	28.665	31.305	
8	1'59.623	36.968	22.915	28.456	31.284	262.7
9	1'58.848	36.745	22.687	28.295	31.121	264.0
10	1'58.939	36.659	22.759	28.438	31.083	264.0
unfinished		36.913	22.692	28.592		263.4

11th	72	Taiyo FURUSATO	Idemitsu Honda Team	JPN		
Runs=3	Total laps=17	Full laps=12	Valid laps=10			
1	2'23.407	42.646	23.666	29.106	31.407	
2	2'00.167	37.115	23.006	28.728	31.318	268.6
3	2'00.145	37.238	23.071	28.660	31.176	266.0
4	1'59.750	36.975	22.886	28.662	31.227	267.9
5	1'59.898 *	37.075	22.866 *	28.725	31.232	266.0
6	2'15.866 P	38.229 *	24.144 *	29.752 *	43.741	267.3
7	6'01.331 P	38.589	23.038	28.963	31.476	

Fastest Lap: David ALONSO COL CFMOTO Inde Aspar Team **1'58.511** 36.724 22.629 28.230 30.928

These data/results cannot be reproduced, stored and/or transmitted in whole or in part by any manner of electronic, mechanical, photocopying, recording, broadcasting or otherwise now known or herein after developed without the previous express consent by the copyright owner, except for reproduction in daily press and regular printed publications on sale to the public within 60 days of the event related to those data/results and always provided that copyright symbol appears together as follows below.

© MotoGP Sports Entertainment Group, 2026

Official MotoGP Timing by TISSOT

www.motogp.com

Brno, Friday, June 19, 2026

Page 2 of 5



Practice

Moto2™

Lap	Lap Time	T1	T2	T3	T4	Speed
8	1'59.889	37.204	22.851	28.606	31.228	260.2
9	2'00.194 *	37.212	22.868	28.623	31.491 *	261.5
10	1'59.757	37.007	22.855	28.657	31.238	262.1
11	2'12.036 P	38.322 *	23.421	29.011	41.282	263.4
12	7'58.546	39.238	23.094	28.839	31.481	
13	1'58.937	36.799	22.744	28.360	31.034	268.6
14	1'58.988	36.825	22.700	28.434	31.029	266.6
15	2'04.412	37.062	23.907	31.446	31.997	266.0
16	1'59.518	37.015	22.783	28.569	31.151	266.6
17	2'08.101	36.851	29.114	29.582	32.554	264.7

12th		84	Zonta VD GOORBERGH	Momoven Idrofoqlia R	NED	
Runs=3	Total laps=16	Full laps=11	Valid laps=10			
1	2'17.408	38.888	23.197	28.720	31.615	
2	1'59.687	37.044	22.727	28.523	31.393	262.1
3	1'59.080	36.793	22.557	28.410	31.320	262.1
4	1'59.759	36.982	22.765	28.507	31.505	263.4
5	2'03.356	37.119	22.835	30.884	32.518	264.0
6	2'18.849 P	38.559 *	26.027 *	31.168 *	43.095	263.4
7	5'58.779 P	39.136	23.090	28.726	31.766	
8	1'59.738	37.025	22.830	28.559	31.324	262.1
9	1'59.729	36.959	22.796	28.476	31.498	263.4
10	1'59.810	36.903	22.853	28.635	31.419	263.4
11	2'10.192 P	37.033	22.801	28.645	41.713	264.7
12	10'22.000	39.525	23.304	30.822	36.043	
13	2'00.778	36.924	22.781	29.449	31.624	263.4
14	1'59.096	36.782	22.612	28.410	31.292	265.3
15	1'58.939	36.758	22.643	28.353	31.185	264.0
16	2'12.680 *	42.234 *	26.639	30.572	33.235	264.7

13th		16	Joe ROBERTS	OnlyFans American Rac	USA	
Runs=3	Total laps=14	Full laps=9	Valid laps=9			
1	3'13.891	46.351	24.896	29.068	32.492	
2	2'00.224	37.198	22.890	28.657	31.479	258.9
3	1'59.955	37.199	22.811	28.503	31.442	258.9
4	1'59.604	37.051	22.712	28.479	31.362	259.6
5	2'12.553 P	36.971	22.754	28.544	44.284	260.2
6	8'31.060 P	40.612	23.944	28.951	31.647	
7	1'59.752	37.051	22.755	28.611	31.335	260.2
8	2'13.666 P	37.042	23.370	29.106	44.148	260.8
9	11'00.505	40.616	23.125	29.827	32.189	
10	1'59.697	37.024	22.811	28.412	31.450	260.2
11	1'59.072	36.824	22.665	28.400	31.183	262.7
12	1'59.189	36.850	22.697	28.433	31.209	262.7
13	1'59.080	36.768	22.667	28.409	31.236	262.1
14	1'59.015	36.715	22.685	28.455	31.160	264.0

14th		13	Celestino VIETTI	HDR SpeedRS Team	ITA	
Runs=3	Total laps=15	Full laps=10	Valid laps=10			
1	2'23.147	41.482	23.440	29.009	31.807	
2	2'00.060	37.230	22.995	28.562	31.273	264.0
3	1'59.741	36.983	22.834	28.630	31.294	266.0
4	1'59.745	37.045	22.972	28.527	31.201	267.3
5	1'59.766	36.983	22.935	28.566	31.282	266.6
6	2'12.163 P	37.831 *	24.104 *	29.512 *	40.716	265.3

Lap	Lap Time	T1	T2	T3	T4	Speed
7	9'13.840 P	39.991	23.185	28.772	31.290	
8	1'59.849	37.295	22.833	28.412	31.309	262.7
9	1'59.329	36.904	22.764	28.505	31.156	266.6
10	1'59.406	36.826	22.795	28.513	31.272	265.3
11	2'10.608 P	38.725	23.192	28.753	39.938	264.0
12	8'21.526	38.642	22.928	28.760	31.445	
13	1'59.570	37.197	22.765	28.384	31.224	262.1
14	1'59.024	36.848	22.681	28.380	31.115	264.7
15	2'00.854	36.881	22.595	28.484	32.894	265.3

15th		54	Alberto FERRANDEZ	BLU CRU Pramac Yama	SPA	
Runs=3	Total laps=14	Full laps=9	Valid laps=6			
1	2'52.626	37.651	22.991	28.757	31.291	
2	1'59.072	36.744	22.805	28.449	31.074	266.6
3	2'00.721	37.117	23.360	28.821	31.423	265.3
4	2'00.330	37.209	22.880	28.778	31.463	262.7
5	2'12.809 P	38.482	23.107	29.025	42.195	262.7
6	7'10.283 P	39.294	24.505	28.914	32.238	
7	2'00.205 *	37.297	22.934	28.623	31.351 *	261.5
8	2'00.106	37.087	22.972	28.640	31.407	259.6
9	2'00.222 *	37.050	23.032	28.643	31.497 *	262.1
10	2'13.124 P	37.420	23.768	29.513	42.423	259.6
11	11'09.078 *	37.056	22.954	28.877 *	31.479 *	
12	2'00.084	37.118	23.011	28.537	31.418	261.5
13	2'02.434 *	37.270	23.888	29.314 *	31.962	262.7
14	2'04.563	37.282	24.013	30.334	32.934	263.4

16th		14	Tony ARBOLINO	REDS Fantic Racing	ITA	
Runs=3	Total laps=17	Full laps=12	Valid laps=12			
1	2'25.737	47.884	24.085	29.275	32.351	
2	1'59.852	37.068	22.797	28.593	31.394	265.3
3	1'59.319	36.819	22.771	28.437	31.292	266.0
4	2'00.651	37.585	22.980	28.636	31.450	267.3
5	2'00.011	37.003	22.812	28.773	31.423	266.6
6	2'18.074 P	39.432 *	25.406 *	29.620 *	43.616	265.3
7	6'16.203 P	42.629	23.860	30.973	31.690	
8	2'00.071	37.184	22.885	28.566	31.436	262.1
9	2'00.062	37.119	22.872	28.488	31.583	264.7
10	2'00.213	37.104	22.851	28.687	31.571	263.4
11	2'10.754 P	37.185	22.951	28.578	42.040	262.7
12	7'39.587	37.964	23.135	28.687	31.321	
13	1'59.086	36.862	22.661	28.326	31.237	266.0
14	1'59.161	36.778	22.781	28.427	31.175	265.3
15	2'01.049	36.880	22.788	28.566	32.815	264.0
16	1'59.726	36.967	22.800	28.539	31.420	263.4
17	1'59.610	36.983	22.823	28.517	31.287	264.7

17th		71	Ayumu SASAKI	Momoven Idrofoglia R	JPN	
Runs=3	Total laps=16	Full laps=11	Valid laps=11			
1	2'24.829	45.641	23.585	29.453	32.729	
2	1'59.825	37.047	22.827	28.786	31.165	267.9
3	1'59.503	36.918	22.784	28.622	31.179	267.9
4	1'59.880	37.035	22.869	28.686	31.290	268.6
5	2'02.772	39.176	23.529	28.705	31.362	265.3
6	2'18.425 P	39.006 *	25.249 *	30.853 *	43.317	263.4

Fastest Lap: David ALONSO COL CFMOTO Inde Aspar Team **1'58.511** 36.724 22.629 28.230 30.928

These data/results cannot be reproduced, stored and/or transmitted in whole or in part by any manner of electronic, mechanical, photocopying, recording, broadcasting or otherwise now known or herein after developed without the previous express consent by the copyright owner, except for reproduction in daily press and regular printed publications on sale to the public within 60 days of the event related to those data/results and always provided that copyright symbol appears together as follows below.

© MotoGP Sports Entertainment Group, 2026

Official MotoGP Timing by TISSOT

www.motogp.com

Brno, Friday, June 19, 2026

Page 3 of 5

Practice

Moto2™

Lap	Lap Time	T1	T2	T3	T4	Speed
7	6'53.847 P	41.396	23.258	29.115	32.248	
8	1'59.688	37.016	22.893	28.481	31.298	265.3
9	1'59.670	36.910	22.842	28.556	31.362	265.3
10	1'59.433	36.953	22.795	28.450	31.235	266.6
11	2'09.711 P	37.069	22.979	28.860	40.803	266.0
12	9'21.482	41.935	25.054	33.725	36.131	
13	1'59.506	36.907	22.776	28.483	31.340	264.0
14	2'01.140	37.793	23.412	28.559	31.376	259.6
15	1'59.193	36.766	22.770	28.443	31.214	265.3
16	2'04.423	37.452	23.459	31.114	32.398	264.7

18th **17** Daniel MUÑOZ Italtrans Racing Team SPA
Runs=3 Total laps=18 Full laps=13 Valid laps=11

1	2'03.978	38.304	23.197	28.873	31.555	
2	1'59.908	37.254	22.784	28.537	31.333	260.8
3	2'00.008	37.241	22.876	28.619	31.272	261.5
4	1'59.899	37.187	22.826	28.609	31.277	261.5
5	1'59.841	37.132	22.886	28.482	31.341	261.5
6	2'15.683 P	37.104	25.202 *	30.992 *	42.385	260.8
7	4'11.815 P	38.580	23.181 *	28.968	31.825	
8	1'59.711	37.036	22.855	28.562	31.258	258.9
9	1'59.561	36.954	22.819	28.556	31.232	260.2
10	2'03.411	39.136	24.074	28.741	31.460	260.2
11	2'00.286 *	37.063	22.908	28.847 *	31.468	261.5
12	2'10.604 P	37.089	22.902	28.676	41.937	262.1
13	6'45.973 *	38.263	22.849	28.616	31.271 *	
14	1'59.498	37.000	22.752	28.531	31.215	262.1
15	2'04.012 *	40.529	23.448	28.603 *	31.432	263.4
16	1'59.680	36.977	22.943	28.460	31.300	264.0
17	1'59.261	36.987	22.694	28.430	31.150	264.0
18	1'59.289	36.897	22.688	28.490	31.214	263.4

19th **44** Aron CANET ELF Marc VDS Racing T SPA
Runs=3 Total laps=15 Full laps=10 Valid laps=10

1	2'28.078	55.620	27.008	28.817	33.628	
2	2'00.173	37.063	22.803	28.799	31.508	262.7
3	2'00.649	37.136	22.796	28.746	31.971	264.7
4	2'00.357	37.309	22.841	28.698	31.509	262.1
5	2'00.463	37.227	22.910	28.834	31.492	264.7
6	2'20.318 P	40.984 *	26.339 *	30.370 *	42.625	262.7
7	8'50.954 P	41.560	23.144	28.769	31.457	
8	2'00.169	37.110	22.874	28.746	31.439	260.2
9	2'00.272	37.338	22.870	28.675	31.389	262.1
10	2'00.396	37.280	23.018	28.628	31.470	260.8
11	2'18.844 P	40.894	24.216	31.493	42.241	260.2
12	7'31.124	49.129	23.863	31.082	31.625	
13	1'59.406	36.858	22.858	28.430	31.260	262.1
14	2'04.826	42.326	22.674	28.436	31.390	261.5
15	1'59.343	36.978	22.651	28.524	31.190	264.0

20th **32** Luca LUNETTA HDR SpeedRS Team ITA
Runs=3 Total laps=15 Full laps=10 Valid laps=9

1	2'31.595	39.110	23.642	29.371	31.899	
2	2'00.525	37.395	22.977	28.767	31.386	261.5
3	2'00.908	37.177	23.270	28.837	31.624	262.7

Lap	Lap Time	T1	T2	T3	T4	Speed
4	2'00.413	37.334	22.951	28.701	31.427	263.4
5	2'00.199 *	37.208	22.887	28.637	31.467 *	263.4
6	2'17.971 P	38.364 *	25.222 *	30.995 *	43.390	263.4
7	7'41.188 P	41.566	23.848	29.119	32.486	
8	2'00.001	37.010	22.869	28.593	31.529	261.5
9	2'00.266	37.108	23.072	28.701	31.385	260.8
10	2'00.196	37.047	22.964	28.598	31.587	260.8
11	2'09.709 P	37.184	22.951	28.589	40.985	260.8
12	8'56.350	38.288	23.246	29.711	34.347	
13	2'00.330	37.227	22.925	28.470	31.708	260.8
14	1'59.621	36.944	22.809	28.644	31.224	263.4
15	1'59.456	36.930	22.743	28.497	31.286	262.7

21st **99** Adrian HUERTAS Italtrans Racing Team SPA
Runs=3 Total laps=15 Full laps=10 Valid laps=9

1	2'21.863	43.162	23.147	28.794	31.408	
2	1'59.482	37.192	22.722	28.450	31.118	262.7
3	1'59.622	37.068	22.773	28.542	31.239	262.7
4	2'00.129	37.221	22.848	28.690	31.370	260.8
5	2'01.971	37.458	24.526	28.725	31.262	261.5
6	2'15.719 P	38.789 *	24.398 *	29.469 *	43.063	262.7
7	6'20.178 P	41.631	26.773	30.645	31.618	
8	2'00.144	37.267	22.824	28.514	31.539	259.6
9	2'15.209 P	42.604	23.063	28.626	40.916	260.2
10	10'10.431 *	39.681	23.214	28.974	31.839 *	
11	1'59.852	37.057	22.779	28.582	31.434	263.4
12	2'01.677	37.210	24.405	28.702	31.360	262.7
13	2'07.740	37.326	23.995	31.793	34.626	262.7
14	1'59.866 *	37.077	22.849	28.472	31.468 *	264.7
15	1'59.713	37.020	22.814	28.527	31.352	262.1

22nd **7** Barry BALTUS REDS Fantic Racing BEL
Runs=1 Total laps=4 Full laps=3 Valid laps=3

1	2'24.715	44.373	23.883	29.756	31.747	
2	1'59.772	37.045	22.827	28.794	31.106	263.4
3	1'59.571	36.924	22.780	28.647	31.220	264.0
4	2'02.371	36.999	22.830	29.998	32.544	265.3
unfinished		37.086	22.920	28.690		264.0

23rd **53** Deniz ÖNCÜ ELF Marc VDS Racing T TUR
Runs=3 Total laps=15 Full laps=10 Valid laps=8

1	2'24.998	56.091	23.530	29.232	31.641	
2	1'59.964	37.004	22.945	28.754	31.261	267.9
3	1'59.836	36.854	22.944	28.691	31.347	266.0
4	1'59.939	37.059	22.882	28.669	31.329	266.0
5	2'05.801 *	37.222	22.965	33.983	31.631 *	269.3
6	2'19.094 P	40.335 *	25.808 *	30.415 *	42.536	264.7
7	8'11.662 P	43.549	23.224	28.846	31.459	
8	2'00.233	37.191	22.968	28.647	31.427	263.4
9	2'00.030	37.291	22.799	28.560	31.380	263.4
10	2'10.732 P	37.160	22.987	28.637	41.948	266.6
11	9'44.048	41.393	26.187	28.697	31.483	
12	1'59.695	37.010	22.822	28.563	31.300	266.0
13	1'59.802	36.949	22.826	28.630	31.397	266.6
14	2'00.191	37.121	23.008	28.630	31.432	263.4

Fastest Lap: David ALONSO COL CFMOTO Inde Aspar Team **1'58.511** 36.724 22.629 28.230 30.928

These data/results cannot be reproduced, stored and/or transmitted in whole or in part by any manner of electronic, mechanical, photocopying, recording, broadcasting or otherwise now known or herein after developed without the previous express consent by the copyright owner, except for reproduction in daily press and regular printed publications on sale to the public within 60 days of the event related to those data/results and always provided that copyright symbol appears together as follows below.

© MotoGP Sports Entertainment Group, 2026

Official MotoGP Timing by TISSOT

www.motogp.com

Brno, Friday, June 19, 2026

Page 4 of 5

Practice

Moto2™

Lap	Lap Time	T1	T2	T3	T4	Speed	Lap	Lap Time	T1	T2	T3	T4	Speed
15	2'01.274 *	37.379	23.055 *	28.831	32.009	264.0	14	1'59.804 *	37.107	22.818	28.543	31.336 *	263.4
24th 36 Angel PIQUERAS QJMOTOR - Exocom - SPA Runs=3 Total laps=16 Full laps=11 Valid laps=11							15 2'00.330 * 37.108 22.889 28.710 * 31.623 262.1						
1	2'26.951	41.022	24.191	29.397	32.772		16	2'00.983	37.170	22.915	29.174	31.724	263.4
2	1'59.751	37.134	22.807	28.604	31.206	267.3	27th 85 Xabi ZURUTUZA KLINT Racing Team SPA Runs=3 Total laps=17 Full laps=12 Valid laps=9						
3	1'59.954	37.010	22.871	28.613	31.460	266.0	1	2'22.663	42.880	23.515	30.691	31.748	
4	2'03.491	37.304	22.995	31.377	31.815	264.0	2	2'00.166	37.151	22.894	28.671	31.450	262.7
5	1'59.730	36.840	22.881	28.676	31.333	268.6	3	2'00.063	37.097	22.893	28.644	31.429	262.1
6	2'16.430 P	38.804 *	24.005 *	30.287 *	43.334	265.3	4	2'00.975 *	37.260	23.287	28.735	31.693 *	262.7
7	6'59.554 P	40.516	23.950	29.279	31.800		5	2'00.783	37.225	23.050	28.792	31.716	264.0
8	2'00.887	37.330	23.044	28.918	31.595	260.8	6	2'18.729 P	39.382 *	25.109 *	30.158 *	44.080	263.4
9	2'00.970	37.295	23.083	28.951	31.641	260.8	7	4'01.728 P	40.691	23.688	29.317	31.891	
10	2'13.519 P	38.177	23.514	29.877	41.951	262.7	8	2'00.977	37.462	23.058	28.819	31.638	258.3
11	8'49.610	43.752	23.453	29.334	31.432		9	2'03.993 *	38.143 *	23.702	30.417	31.731	261.5
12	2'04.420	37.216	24.360	30.058	32.786	266.0	10	2'00.756	37.286	23.181	28.671	31.618	262.7
13	2'00.062	37.042	22.888	28.760	31.372	266.6	11	2'13.166 P	37.372	24.666	29.106	42.022	262.7
14	2'00.324	37.208	22.885	28.709	31.522	264.0	12	9'47.469	41.245	23.217	28.791	31.507	
15	2'00.222	37.164	22.903	28.703	31.452	264.7	13	2'00.199 *	37.180	23.026	28.597	31.396 *	264.7
16	2'00.367	37.086	22.902	28.854	31.525	264.0	14	2'00.132	37.188	22.895	28.599	31.450	263.4
25th 22 Jacob ROULSTONE Idemitsu Honda Team AUS Runs=3 Total laps=16 Full laps=11 Valid laps=11							15	2'00.194	37.195	22.876	28.639	31.484	264.0
1	2'27.058	43.391	24.255	29.369	32.744		16	1'59.905	37.063	22.908	28.634	31.300	264.0
2	2'00.684	37.665	22.966	28.836	31.217	267.9	17	2'06.817	40.456	25.395	28.990	31.976	263.4
3	2'00.136	37.307	22.873	28.659	31.297	266.0	26th 3 Sergio GARCIA ITALJET Gresini Moto2 SPA Runs=3 Total laps=16 Full laps=11 Valid laps=9						
4	2'00.655	37.204	22.808	28.708	31.935	264.0	1	2'23.278	42.540	23.335	29.189	32.137	
5	2'03.292	37.366	23.039	30.846	32.041	264.7	2	2'03.845	37.526	23.681	29.226	33.412	265.3
6	2'16.660 P	39.300 *	24.691 *	29.980 *	42.689	264.0	3	2'04.505	37.177	22.849	28.694	35.785	267.3
7	5'40.343 P	42.542	24.076	29.186	31.824		4	2'00.365	37.136	22.839	28.652	31.738	265.3
8	2'00.307	37.308	22.884	28.742	31.373	259.6	5	2'01.354	37.287	23.219	28.902	31.946	264.0
9	2'00.073	37.127	22.881	28.694	31.371	258.9	6	2'19.103 P	38.893 *	25.279 *	30.894 *	44.037	262.1
10	2'17.161 P	37.255	28.048	29.415	42.443	260.8	7	5'21.472 P	40.770	23.127	29.055	31.716	
11	10'04.919	44.035	23.175	28.857	31.533		8	2'00.606	37.255	23.006	28.769	31.576	260.2
12	1'59.843	36.939	23.064	28.601	31.239	266.6	9	2'00.861	37.266	22.988	28.859	31.748	260.8
13	1'59.799	37.043	22.875	28.570	31.311	263.4	10	2'11.824 P	37.483	23.914	29.171	41.256	260.8
14	2'03.695	37.119	22.802	28.533	35.241	262.1	11	10'29.395	38.301	22.978	28.686	31.625	
15	2'02.763	37.161	24.199	29.680	31.723	263.4	12	2'14.531	37.105	27.350	34.241	35.835	266.0
16	2'00.145	37.033	23.052	28.726	31.334	265.3	13	1'59.903	36.958	22.949	28.508	31.488	266.0

Fastest Lap: David ALONSO COL CFMOTO Inde Aspar Team 1'58.511 36.724 22.629 28.230 30.928

These data/results cannot be reproduced, stored and/or transmitted in whole or in part by any manner of electronic, mechanical, photocopying, recording, broadcasting or otherwise now known or herein after developed without the previous express consent by the copyright owner, except for reproduction in daily press and regular printed publications on sale to the public within 60 days of the event related to those data/results and always provided that copyright symbol appears together as follows below.

© MotoGP Sports Entertainment Group, 2026

Official MotoGP Timing by TISSOT

www.motogp.com

Brno, Friday, June 19, 2026

Page 5 of 5

BEST PARTIAL TIMES

MONSTER ENERGY GRAND PRIX OF CZECHIA PRACTICE



Autodrom Brno 5403 m.

IT Ideal Lap Time, sum of the best partial times

BT Best Lap Time

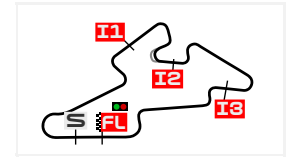
Pos	T1		T2		T3		T4		Pos	Rider	IT	BT	
	Rider	Time	Rider	Time	Rider	Time	Rider	Time					
1	M.GONZALEZ	36.605	I.ORTOLA	22.520	F.SALAC	28.206	D.ALONSO	30.928	1	D.ALONSO	1'58.379	1'58.511	(1)
2	D.ALONSO	36.622	S.AGIUS	22.527	D.ALONSO	28.219	F.SALAC	30.948	2	F.SALAC	1'58.413	1'58.529	(2)
3	I.ORTOLA	36.657	F.SALAC	22.528	C.VEIJER	28.247	M.GONZALEZ	30.957	3	M.GONZALEZ	1'58.460	1'58.619	(3)
4	J.RUEDA	36.659	A.ESCRIG	22.540	M.GONZALEZ	28.271	A.ESCRIG	30.992	4	A.ESCRIG	1'58.511	1'58.677	(6)
5	D.HOLGADO	36.674	Z.VD GOORBER	22.557	I.GUEVARA	28.272	S.AGIUS	31.006	5	S.AGIUS	1'58.524	1'58.656	(5)
6	A.ESCRIG	36.694	D.HOLGADO	22.559	A.ESCRIG	28.285	D.HOLGADO	31.026	6	I.ORTOLA	1'58.552	1'58.817	(9)
7	S.AGIUS	36.702	C.VIETTI	22.595	S.AGIUS	28.289	T.FURUSATO	31.029	7	D.HOLGADO	1'58.577	1'58.648	(4)
8	C.VEIJER	36.703	I.GUEVARA	22.606	J.RUEDA	28.295	I.ORTOLA	31.037	8	I.GUEVARA	1'58.663	1'58.768	(7)
9	J.ROBERTS	36.715	D.ALONSO	22.610	D.HOLGADO	28.318	I.GUEVARA	31.047	9	C.VEIJER	1'58.672	1'58.789	(8)
10	F.SALAC	36.731	M.GONZALEZ	22.627	T.ARBOLINO	28.326	A.FERRANDEZ	31.074	10	J.RUEDA	1'58.724	1'58.848	(10)
11	I.GUEVARA	36.738	C.VEIJER	22.630	I.ORTOLA	28.338	J.RUEDA	31.083	11	Z.VD GOORBERGH	1'58.853	1'58.939	(12)
12	A.FERRANDEZ	36.744	A.CANET	22.651	Z.VD GOORBER	28.353	C.VEIJER	31.092	12	T.FURUSATO	1'58.888	1'58.937	(11)
13	Z.VD GOORBER	36.758	T.ARBOLINO	22.661	T.FURUSATO	28.360	B.BALTUS	31.106	13	C.VIETTI	1'58.916	1'59.024	(14)
14	A.SASAKI	36.766	J.ROBERTS	22.665	C.VIETTI	28.380	C.VIETTI	31.115	14	T.ARBOLINO	1'58.940	1'59.086	(16)
15	T.ARBOLINO	36.778	J.RUEDA	22.687	J.ROBERTS	28.400	A.HUERTAS	31.118	14	J.ROBERTS	1'58.940	1'59.015	(13)
16	T.FURUSATO	36.799	D.MUÑOZ	22.688	D.MUÑOZ	28.430	D.MUÑOZ	31.150	16	A.FERRANDEZ	1'59.072	1'59.072	(15)
17	C.VIETTI	36.826	T.FURUSATO	22.700	A.CANET	28.430	J.ROBERTS	31.160	17	A.CANET	1'59.129	1'59.343	(19)
18	A.PIQUERAS	36.840	A.HUERTAS	22.722	A.SASAKI	28.443	A.SASAKI	31.165	18	A.SASAKI	1'59.144	1'59.193	(17)
19	D.ÖNCÜ	36.854	L.LUNETTA	22.743	A.FERRANDEZ	28.449	T.ARBOLINO	31.175	19	D.MUÑOZ	1'59.165	1'59.261	(18)
20	A.CANET	36.858	A.SASAKI	22.770	A.HUERTAS	28.450	Z.VD GOORBER	31.185	20	A.HUERTAS	1'59.310	1'59.482	(21)
21	D.MUÑOZ	36.897	B.BALTUS	22.780	L.LUNETTA	28.470	A.CANET	31.190	21	L.LUNETTA	1'59.367	1'59.456	(20)
22	B.BALTUS	36.924	D.ÖNCÜ	22.799	S.GARCIA	28.508	A.PIQUERAS	31.206	22	B.BALTUS	1'59.457	1'59.571	(22)
23	L.LUNETTA	36.930	J.ROULSTONE	22.802	J.ROULSTONE	28.533	J.ROULSTONE	31.217	22	A.PIQUERAS	1'59.457	1'59.730	(24)
24	J.ROULSTONE	36.939	A.FERRANDEZ	22.805	D.ÖNCÜ	28.560	L.LUNETTA	31.224	24	D.ÖNCÜ	1'59.474	1'59.695	(23)
25	S.GARCIA	36.958	A.PIQUERAS	22.807	X.ZURUTUZA	28.597	D.ÖNCÜ	31.261	25	J.ROULSTONE	1'59.491	1'59.799	(25)

These data/results cannot be reproduced, stored and/or transmitted in whole or in part by any manner of electronic, mechanical, photocopying, recording, broadcasting or otherwise now known or herein after developed without the previous express consent by the copyright owner, except for reproduction in daily press and regular printed publications on sale to the public within 60 days of the event related to those data/results and always provided that copyright symbol appears together as follows below.

© MotoGP Sports Entertainment Group, 2026

BEST PARTIAL TIMES

MONSTER ENERGY GRAND PRIX OF CZECHIA PRACTICE



Automotodrom Brno 5403 m.

IT Ideal Lap Time, sum of the best partial times

BT Best Lap Time

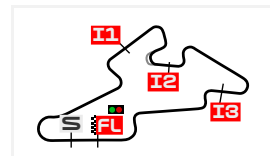
Pos	T1		T2		T3		T4		Pos	Rider	IT	BT	
	Rider	Time	Rider	Time	Rider	Time	Rider	Time					
26	A.HUERTAS	37.020	S.GARCIA	22.818	A.PIQUERAS	28.604	X.ZURUTUZA	31.300	26	S.GARCIA	1'59.772	1'59.903	(26)
27	X.ZURUTUZA	37.063	X.ZURUTUZA	22.876	B.BALTUS	28.647	S.GARCIA	31.488	27	X.ZURUTUZA	1'59.836	1'59.905	(27)

These data/results cannot be reproduced, stored and/or transmitted in whole or in part by any manner of electronic, mechanical, photocopying, recording, broadcasting or otherwise now known or herein after developed without the previous express consent by the copyright owner, except for reproduction in daily press and regular printed publications on sale to the public within 60 days of the event related to those data/results and always provided that copyright symbol appears together as follows below.

© MotoGP Sports Entertainment Group, 2026

FASTEST LAPS SEQUENCE

MONSTER ENERGY GRAND PRIX OF CZECHIA PRACTICE




Automotodrom Brno 5403 m.

Practice Time	#	Rider	Nation	Motorcycle	Time	Km/h	Rider's Lap
4'03.886	17	Daniel MUÑOZ	SPA	KALEX	1'59.908	162.2	2
4'17.095	84	Zonta VD GOORBERGH	NED	KALEX	1'59.687	162.5	2
4'21.159	96	Daniel HOLGADO	SPA	KALEX	1'59.429	162.8	2
4'25.623	81	Senna AGIUS	AUS	KALEX	1'59.050	163.3	2
4'43.150	80	David ALONSO	COL	KALEX	1'58.932	163.5	2
4'43.632	11	Alex ESCRIG	SPA	FORWARD	1'58.693	163.8	2
6'41.661	80	David ALONSO	COL	KALEX	1'58.511	164.1	3

These data/results cannot be reproduced, stored and/or transmitted in whole or in part by any manner of electronic, mechanical, photocopying, recording, broadcasting or otherwise now known or herein after developed without the previous express consent by the copyright owner, except for reproduction in daily press and regular printed publications on sale to the public within 60 days of the event related to those data/results and always provided that copyright symbol appears together as follows below.

© MotoGP Sports Entertainment Group, 2026

Official MotoGP Timing by  TISSOT
www.motogp.com

Brno, Friday, June 19, 2026