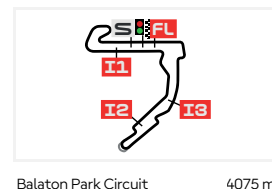


# CLASSIFICATION

## GRAND PRIX OF HUNGARY

### PRACTICE



#	Rider	Nation	Team	Motorcycle	Time	Lap Total	Gap	T. Speed
1	18	Manuel GONZALEZ	SPA LIQUI MOLY Dynavolt Intact GP	KALEX	<b>1'40.229</b>	18 20		<b>249.4</b>
2	80	David ALONSO	COL CFMOTO Inde Aspar Team	KALEX	<b>1'40.432</b>	19 20	0.203 0.203	<b>250.5</b>
3	12	Filip SALAC	CZE OnlyFans American Racing Team	KALEX	<b>1'40.540</b>	16 19	0.311 0.108	<b>247.7</b>
4	17	Daniel MUÑOZ	SPA Italtrans Racing Team	KALEX	<b>1'40.656</b>	20 20	0.427 0.116	<b>246.5</b>
5	54	Alberto FERRANDEZ	SPA BLU CRU Pramac Yamaha Moto2	BOSCOSCURO	<b>1'40.675</b>	18 18	0.446 0.019	<b>248.2</b>
6	95	Collin VEIJER	NED Red Bull KTM Ajo	KALEX	<b>1'40.697</b>	14 20	0.468 0.022	<b>251.7</b>
7	11	Alex ESCRIG	SPA KLINT Racing Team	FORWARD	<b>1'40.699</b>	14 16	0.470 0.002	<b>248.8</b>
8	96	Daniel HOLGADO	SPA CFMOTO Inde Aspar Team	KALEX	<b>1'40.709</b>	17 21	0.480 0.010	<b>248.8</b>
9	81	Senna AGIUS	AUS LIQUI MOLY Dynavolt Intact GP	KALEX	<b>1'40.718</b>	17 19	0.489 0.009	<b>248.8</b>
10	4	Ivan ORTOLA	SPA QJMOTOR - Exocom - MSI	KALEX	<b>1'40.729</b>	19 20	0.500 0.011	<b>250.0</b>
11	28	Izan GUEVARA	SPA BLU CRU Pramac Yamaha Moto2	BOSCOSCURO	<b>1'40.731</b>	10 14	0.502 0.002	<b>251.1</b>
12	14	Tony ARBOLINO	ITA REDS Fantic Racing	KALEX	<b>1'40.904</b>	16 18	0.675 0.173	<b>251.7</b>
13	7	Barry BALTUS	BEL REDS Fantic Racing	KALEX	<b>1'40.916</b>	18 20	0.687 0.012	<b>246.5</b>
14	98	Jose Antonio RUEDA	SPA Red Bull KTM Ajo	KALEX	<b>1'40.940</b>	19 19	0.711 0.024	<b>248.8</b>
15	44	Aron CANET	SPA ELF Marc VDS Racing Team	BOSCOSCURO	<b>1'41.124</b>	16 18	0.895 0.184	<b>248.2</b>
16	84	Zonta VD GOORBERGH	NED Momoven Idrofoglia RW Racing Team	KALEX	<b>1'41.151</b>	16 16	0.922 0.027	<b>246.5</b>
17	71	Ayumu SASAKI	JPN Momoven Idrofoglia RW Racing Team	KALEX	<b>1'41.152</b>	15 16	0.923 0.001	<b>250.5</b>
18	13	Celestino VIETTI	ITA MB Conveyors SpeedRS Team	BOSCOSCURO	<b>1'41.153</b>	7 14	0.924 0.001	<b>250.5</b>
19	21	Alonso LOPEZ	SPA ITALJET Gresini Moto2	KALEX	<b>1'41.202</b>	15 18	0.973 0.049	<b>248.8</b>
20	32	Luca LUNETTA	ITA MB Conveyors SpeedRS Team	BOSCOSCURO	<b>1'41.209</b>	17 19	0.980 0.007	<b>249.4</b>
21	99	Adrian HUERTAS	SPA Italtrans Racing Team	KALEX	<b>1'41.282</b>	15 17	1.053 0.073	<b>248.2</b>
22	3	Sergio GARCIA	SPA ITALJET Gresini Moto2	KALEX	<b>1'41.288</b>	16 19	1.059 0.006	<b>248.2</b>
23	16	Joe ROBERTS	USA OnlyFans American Racing Team	KALEX	<b>1'41.327</b>	13 17	1.098 0.039	<b>245.4</b>
24	53	Deniz ÖNCÜ	TUR ELF Marc VDS Racing Team	BOSCOSCURO	<b>1'41.519</b>	17 18	1.290 0.192	<b>249.4</b>
25	36	Angel PIQUERAS	SPA QJMOTOR - Exocom - MSI	KALEX	<b>1'41.559</b>	14 14	1.330 0.040	<b>250.0</b>
26	72	Taiyo FURUSATO	JPN Idemitsu Honda Team Asia	KALEX	<b>1'41.579</b>	17 20	1.350 0.020	<b>249.4</b>
27	85	Xabi ZURUTUZA	SPA KLINT Racing Team	FORWARD	<b>1'41.890</b>	17 20	1.661 0.311	<b>250.0</b>
28	22	Jacob ROULSTONE	AUS Idemitsu Honda Team Asia	KALEX	<b>1'42.275</b>	17 17	2.046 0.385	<b>249.4</b>

Practice condition: Dry

Air: 22°

Humidity: 53%

Ground: 35°

<b>Fastest Lap:</b>	Lap: 18	<b>Manuel GONZALEZ</b>	<b>1'40.229</b>	146.3 Km/h
<b>Best Race Lap:</b>	2025	<b>David ALONSO</b>	<b>1'40.964</b>	145.2 Km/h
<b>All-Time Lap Record:</b>	2026	<b>Manuel GONZALEZ</b>	<b>1'40.229</b>	146.3 Km/h

The results are provisional until the end of the limit for protest and appeals.

Time limit for protest expires 60' after publication of the results - ..... Time: **15:00**

These data/results cannot be reproduced, stored and/or transmitted in whole or in part by any manner of electronic, mechanical, photocopying, recording, broadcasting or otherwise now known or herein after developed without the previous express consent by the copyright owner, except for reproduction in daily press and regular printed publications on sale to the public within 60 days of the event related to those data/results and always provided that copyright symbol appears together as follows below.

© MotoGP Sports Entertainment Group, 2026

Official MotoGP Timing by

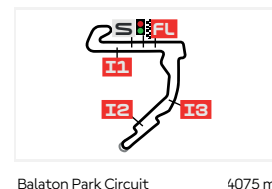
www.motogp.com

Balatonfokajár, Friday, June 5, 2026

# TOP SPEED & AVERAGE

## GRAND PRIX OF HUNGARY

### PRACTICE



#	Rider	Nation	Motorcycle	Top 5 speeds					Average	Top
14	<b>Tony ARBOLINO</b>	ITA	KALEX	251.7	251.1	250.0	250.0	249.4	250.3	<b>251.7</b>
95	<b>Collin VEIJER</b>	NED	KALEX	251.7	250.5	250.0	249.4	249.4	250.1	<b>251.7</b>
28	<b>Izan GUEVARA</b>	SPA	BOSCOSCURO	251.1	250.0	249.4	248.2	247.7	249.3	<b>251.1</b>
13	<b>Celestino VIETTI</b>	ITA	BOSCOSCURO	250.5	250.0	249.4	249.4	249.4	249.7	<b>250.5</b>
71	<b>Ayumu SASAKI</b>	JPN	KALEX	250.5	250.0	248.8	248.8	247.7	248.9	<b>250.5</b>
80	<b>David ALONSO</b>	COL	KALEX	250.5	249.4	249.4	249.4	249.4	249.6	<b>250.5</b>
4	<b>Ivan ORTOLA</b>	SPA	KALEX	250.0	249.4	249.4	249.4	248.8	249.4	<b>250.0</b>
36	<b>Angel PIQUERAS</b>	SPA	KALEX	250.0	249.4	248.8	247.7	247.7	248.3	<b>250.0</b>
85	<b>Xabi ZURUTUZA</b>	SPA	FORWARD	250.0	249.4	249.4	249.4	249.4	249.5	<b>250.0</b>
18	<b>Manuel GONZALEZ</b>	SPA	KALEX	249.4	249.4	249.4	249.4	248.8	249.2	<b>249.4</b>
22	<b>Jacob ROULSTONE</b>	AUS	KALEX	249.4	248.2	248.2	248.2	248.2	248.4	<b>249.4</b>
32	<b>Luca LUNETTA</b>	ITA	BOSCOSCURO	249.4	249.4	248.8	248.8	248.2	248.8	<b>249.4</b>
53	<b>Deniz ÖNCÜ</b>	TUR	BOSCOSCURO	249.4	249.4	248.8	248.2	248.2	248.8	<b>249.4</b>
72	<b>Taiyo FURUSATO</b>	JPN	KALEX	249.4	248.2	248.2	248.2	247.7	248.1	<b>249.4</b>
11	<b>Alex ESCRIG</b>	SPA	FORWARD	248.8	248.2	247.7	247.1	246.5	247.5	<b>248.8</b>
21	<b>Alonso LOPEZ</b>	SPA	KALEX	248.8	247.7	247.7	246.0	246.0	247.0	<b>248.8</b>
81	<b>Senna AGIUS</b>	AUS	KALEX	248.8	248.8	248.8	248.2	247.7	248.3	<b>248.8</b>
96	<b>Daniel HOLGADO</b>	SPA	KALEX	248.8	248.8	248.8	248.8	248.2	248.5	<b>248.8</b>
98	<b>Jose Antonio RUEDA</b>	SPA	KALEX	248.8	248.2	247.7	247.7	247.7	248.0	<b>248.8</b>
3	<b>Sergio GARCIA</b>	SPA	KALEX	248.2	248.2	247.7	247.1	247.1	247.6	<b>248.2</b>
44	<b>Aron CANET</b>	SPA	BOSCOSCURO	248.2	247.7	247.7	247.7	247.1	247.7	<b>248.2</b>
54	<b>Alberto FERRANDEZ</b>	SPA	BOSCOSCURO	248.2	248.2	247.7	247.7	247.1	247.8	<b>248.2</b>
99	<b>Adrian HUERTAS</b>	SPA	KALEX	248.2	247.1	247.1	246.5	246.5	247.0	<b>248.2</b>
12	<b>Filip SALAC</b>	CZE	KALEX	247.7	247.7	247.7	247.7	247.1	247.4	<b>247.7</b>
7	<b>Barry BALTUS</b>	BEL	KALEX	246.5	246.0	245.4	245.4	244.8	245.2	<b>246.5</b>
17	<b>Daniel MUÑOZ</b>	SPA	KALEX	246.5	246.0	246.0	246.0	246.0	246.1	<b>246.5</b>
84	<b>Zonta VD GOORBERGH</b>	NED	KALEX	246.5	246.5	246.0	245.4	245.4	246.0	<b>246.5</b>
16	<b>Joe ROBERTS</b>	USA	KALEX	245.4	244.8	244.8	244.8	244.3	244.7	<b>245.4</b>

These data/results cannot be reproduced, stored and/or transmitted in whole or in part by any manner of electronic, mechanical, photocopying, recording, broadcasting or otherwise now known or herein after developed without the previous express consent by the copyright owner, except for reproduction in daily press and regular printed publications on sale to the public within 60 days of the event related to those data/results and always provided that copyright symbol appears together as follows below.

© MotoGP Sports Entertainment Group, 2026

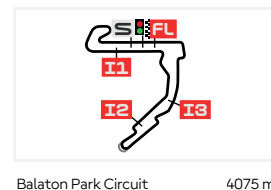
Official MotoGP Timing by [www.motogp.com](http://www.motogp.com)

Balatonfokajár, Friday, June 5, 2026

# CHRONOLOGICAL ANALYSIS OF PERFORMANCES

## GRAND PRIX OF HUNGARY

### PRACTICE



Balaton Park Circuit 4075 m.

\* Lap / Sector time cancelled  
P Crossing the finish line in pit lane

T1 Time from finish line to 1st intermediate  
T2 Time from 1st intermed. to 2nd intermed.

T3 Time from 2nd intermed. to 3rd intermed.  
T4 Time from 3rd intermediate to finish line

Lap	Lap Time	T1	T2	T3	T4	Speed	Lap	Lap Time	T1	T2	T3	T4	Speed	
<b>1st</b>	<b>18</b>	<b>Manuel GONZALEZ</b> LIQUI MOLY Dynavolt SPA						19	<b>1'40.432</b>	30.019	23.332	28.119	18.962	250.5
		Runs=2	Total laps=20	Full laps=17	Valid laps=13		20	1'41.026 *	30.111	23.364	28.291 *	19.260	249.4	
1	2'31.002	30.768	25.440	29.316	19.309									
2	1'42.308 *	30.417	23.673	28.862 *	19.356	245.4								
3	<b>1'41.216</b>	30.342	23.630	28.227	19.017	247.1								
4	<b>1'41.832</b>	30.328	24.099	28.308	19.097	248.2								
5	<b>1'40.811</b>	30.226	23.603	28.042	18.940	246.5								
6	<b>1'40.935</b>	30.206	23.623	28.111	18.995	247.7								
7	<b>1'40.946</b>	30.328	23.560	28.075	18.983	247.7								
8	<b>1'40.881</b>	30.193	23.566	28.119	19.003	247.7								
9	1'44.321 *	32.746	24.284	28.005 *	19.286	247.1								
10	<b>1'41.314</b>	30.239	23.758	28.236	19.081	249.4								
11	<b>1'41.648</b>	30.477	23.862	28.236	19.073	248.8								
12	<b>1'41.745</b>	30.369	23.853	28.276	19.247	247.7								
13	1'51.982 P	31.666	24.865	28.517 *	26.934	247.7								
14	7'44.620	30.555	24.645	30.383	19.133									
15	<b>1'40.498</b>	30.102	23.533	28.033	18.830	247.7								
16	1'40.585 *	30.114	23.507 *	27.838 *	19.126	247.7								
17	<b>1'40.376</b>	30.164	23.422	27.885	18.905	249.4								
18	<b>1'40.229</b>	30.058	23.399	27.901	18.871	249.4								
19	1'46.686 *	31.790	25.983 *	29.685	19.228	248.8								
20	<b>1'40.941</b>	30.147	23.639	28.118	19.037	249.4								
<b>3rd</b>	<b>12</b>	<b>Filip SALAC</b> OnlyFans American Rac CZE												
		Runs=2	Total laps=19	Full laps=16	Valid laps=9									
1	2'22.019	30.693	24.658	29.000	19.351									
2	1'44.782 *	31.795 *	23.892	29.951	19.144	244.3								
3	<b>1'41.551</b>	30.327	23.986	28.118	19.120	246.0								
4	1'42.587 *	30.370	23.536	29.321 *	19.360	246.5								
5	<b>1'43.128</b>	30.452	24.781	28.687	19.208	247.7								
6	<b>1'41.604</b>	30.366	23.808	28.258	19.172	247.1								
7	1'44.111 *	30.415	23.737	30.884 *	19.075	245.4								
8	<b>1'41.104</b>	30.292	23.672	28.122	19.018	247.7								
9	<b>1'42.620</b>	30.729	23.798	28.757	19.336	247.1								
10	1'44.283 *	31.955	24.082	28.861	19.385 *	246.5								
11	1'57.372 P	33.982	24.667	29.884 *	28.839	244.3								
12	8'29.184 *	30.969	24.333	29.187	19.343 *									
13	<b>1'40.826</b>	30.246	23.640	27.992	18.948	244.8								
14	1'41.819 *	30.147	23.583	28.862	19.227 *	247.7								
15	<b>1'40.837</b>	30.292	23.505	28.048	18.992	246.5								
16	<b>1'40.540</b>	30.155	23.494	27.953	18.938	247.1								
17	<b>1'40.903</b>	30.184	23.610	28.096	19.013	247.7								
18	1'42.500 *	30.113	23.753 *	29.195 *	19.439 *	247.1								
19	1'45.162 *	32.782	24.119	29.007	19.254 *	241.6								
<b>2nd</b>	<b>80</b>	<b>David ALONSO</b> CFMOTO Inde Aspar T COL												
		Runs=2	Total laps=20	Full laps=17	Valid laps=11									
1	1'50.432	31.112	24.996	29.853	19.607									
2	1'49.874 *	31.282	23.773	31.364 *	23.455	247.7								
3	<b>1'42.581</b>	30.907	23.737	28.701	19.236	248.8								
4	<b>1'41.995</b>	30.582	23.832	28.445	19.136	247.7								
5	<b>1'41.673</b>	30.457	23.695	28.397	19.124	248.2								
6	<b>1'42.116</b>	30.379	23.681	28.829	19.227	248.2								
7	<b>1'41.731</b>	30.399	23.718	28.481	19.133	247.7								
8	<b>1'41.890</b>	30.577	23.742	28.476	19.095	248.2								
9	1'41.357 *	30.488	23.640	27.989 *	19.240	248.2								
10	<b>1'41.918</b>	30.660	23.696	28.319	19.243	247.7								
11	1'41.609 *	30.446	23.750 *	28.278	19.135	249.4								
12	<b>1'41.850</b>	30.486	23.614	28.493	19.257	249.4								
13	<b>1'42.288</b>	30.511	24.003	28.425	19.349	248.8								
14	1'50.583 P	30.499	23.837	28.444	27.803	247.1								
15	8'49.452	36.273	23.923	28.372	19.106									
16	<b>1'40.790</b>	30.202	23.458	28.153	18.977	247.1								
17	1'41.956 *	30.372	23.658	28.513 *	19.413	249.4								
18	1'42.474 *	30.198 *	23.467	29.673 *	19.136	249.4								
<b>4th</b>	<b>17</b>	<b>Daniel MUÑOZ</b> Italtrans Racing Team SPA												
		Runs=2	Total laps=20	Full laps=17	Valid laps=12									
1	1'59.828	39.095	25.244	29.379	20.146									
2	<b>1'42.720</b>	30.914	24.137	28.393	19.276	243.2								
3	<b>1'41.824</b>	30.607	23.836	28.114	19.267	243.7								
4	1'42.172 *	30.610	23.853	28.405	19.304 *	244.3								
5	1'46.899 *	30.551	26.954	29.794 *	19.600 *	244.3								
6	<b>1'41.764</b>	30.478	23.844	28.181	19.261	244.8								
7	1'45.075 *	30.528	23.657 *	31.010	19.880 *	244.3								
8	<b>1'42.433</b>	30.370	24.051	28.480	19.532	246.0								
9	<b>1'41.286</b>	30.433	23.605	28.127	19.121	245.4								
10	<b>1'45.035</b>	32.214	24.406	28.931	19.484	243.7								
11	<b>1'43.226</b>	30.343	23.769	29.632	19.482	245.4								
12	<b>1'41.275</b>	30.423	23.622	28.099	19.131	244.8								
13	1'54.540 P	34.610	25.017	27.976 *	26.937	244.3								
14	7'35.040 *	28.916	23.839	28.228	19.305 *									
15	<b>1'40.992</b>	30.393	23.557	27.938	19.104	246.0								
16	<b>1'40.729</b>	30.324	23.473	27.961	18.971	244.3								

**Fastest Lap:** Manuel GONZALEZ SPA LIQUI MOLY Dynavolt Intact GP **1'40.229** 30.058 23.399 27.901 18.871

These data/results cannot be reproduced, stored and/or transmitted in whole or in part by any manner of electronic, mechanical, photocopying, recording, broadcasting or otherwise now known or herein after developed without the previous express consent by the copyright owner, except for reproduction in daily press and regular printed publications on sale to the public within 60 days of the event related to those data/results and always provided that copyright symbol appears together as follows below.

© MotoGP Sports Entertainment Group, 2026

Official MotoGP Timing by

www.motogp.com

Balatonfokajár, Friday, June 5, 2026

## Practice

## Moto2™

Lap	Lap Time	T1	T2	T3	T4	Speed
17	1'45.933 *	30.209	23.547	31.568 *	20.609	245.4
18	1'40.955	30.307	23.663	27.952	19.033	246.0
19	1'44.227 *	30.312	25.036	29.146 *	19.733 *	246.0
20	1'40.656	30.273	23.490	27.858	19.035	246.5

**5th** **54** **Alberto FERRANDEZ** BLU CRU Pramac Yama SPA  
Runs=3 Total laps=18 Full laps=13 Valid laps=10

1	2'31.312	30.398	25.674	29.283	19.353	
2	1'42.236 *	30.528	24.123 *	28.172 *	19.413	246.0
3	1'41.824	30.315	24.074	28.131	19.304	248.2
4	1'41.663	30.342	24.016	28.134	19.171	247.7
5	1'52.901 P	32.375 *	24.143	28.734	27.649	247.7
6	5'58.525	30.491	25.733	28.958	21.465	
7	1'41.892	30.531	23.798	28.353	19.210	246.0
8	1'41.772	30.371	23.989	28.041	19.371	248.2
9	1'41.841	30.424	23.897	28.175	19.345	245.4
10	1'41.639	30.327	23.912	28.056	19.344	246.0
11	1'54.304 P	33.218	24.927	27.974 *	28.185	246.5
12	6'36.158	30.347	24.769	30.361	19.468	
13	1'41.033	30.282	23.695	27.918	19.138	246.5
14	1'40.291 *	30.365	23.759	27.404 *	18.763 *	245.4
15	1'43.371	32.286	23.774	28.030	19.281	246.0
16	1'40.933	30.249	23.691	27.904	19.089	246.0
17	1'42.780 *	30.200	24.891 *	28.248 *	19.441	246.5
18	1'40.675	30.133	23.556	27.900	19.086	247.1

**6th** **95** **Collin VEIJER** Red Bull KTM Ajo NED  
Runs=2 Total laps=20 Full laps=17 Valid laps=13

1	2'01.821	31.076	24.569	29.624	20.077	
2	1'42.011	30.553	23.826	28.398	19.234	246.5
3	1'41.715	30.495	23.765	28.228	19.227	247.7
4	1'41.819 *	30.296	24.074	28.324	19.125 *	248.8
5	1'41.495	30.280	23.890	28.173	19.152	247.7
6	1'41.752	30.322	23.770	28.279	19.381	249.4
7	1'41.301 *	30.274	23.764	28.157	19.106 *	251.7
8	1'41.081	30.283	23.613	28.137	19.048	247.1
9	1'41.633	30.273	23.769	28.359	19.232	248.2
10	1'41.122	30.233	23.647	28.052	19.190	248.2
11	1'43.131 *	30.457	23.824	28.458	20.392 *	250.0
12	1'54.286 P	33.500	24.665	29.045 *	27.076	246.5
13	8'40.424	29.510	23.853	28.711	19.180	
14	1'40.697	30.057	23.571	27.970	19.099	247.1
15	1'41.013	30.151	23.537	28.166	19.159	247.7
16	1'43.078	31.732	23.797	28.372	19.177	247.1
17	1'43.118	30.214	23.590	29.503	19.811	249.4
18	1'41.309 *	30.242	23.660	28.275	19.132 *	250.5
19	1'48.992	37.495	23.925	28.342	19.230	248.8
20	1'41.645	30.340	23.807	28.324	19.174	249.4

**7th** **11** **Alex ESCRIG** KLINT Racing Team SPA  
Runs=3 Total laps=16 Full laps=11 Valid laps=7

1	2'22.477	33.997	24.940	28.764	19.688	
2	1'47.162	33.509	24.553	29.849	19.251	243.7
3	1'41.719	30.489	23.865	28.318	19.047	245.4
4	1'41.702	30.475	23.640	28.566	19.021	245.4

Lap	Lap Time	T1	T2	T3	T4	Speed
5	1'41.279	30.420	23.706	28.093	19.060	245.4
6	1'44.454 *	30.531	26.864	27.895 *	19.164 *	248.8
7	1'56.574 P	31.782	25.201	30.023 *	29.568	247.1
8	9'58.585 *	29.971	24.155	28.122 *	19.422	
9	1'46.735 *	32.055	23.662	29.365 *	21.653	243.2
10	1'51.773 P	30.362	23.701	28.774	28.936	245.4
11	5'15.968	33.214	24.204	28.790	20.448	
12	1'48.288	30.428	23.835	32.159	21.866	245.4
13	1'43.778 *	31.558	25.901	27.389 *	18.930	246.5
14	1'40.699	30.254	23.519	27.933	18.993	247.7
15	1'44.238	30.246	23.530	29.145	21.317	248.2
16	1'47.317 *	30.411	23.580 *	33.529 *	19.797	246.5

**8th** **96** **Daniel HOLGADO** CFMOTO Inde Aspar T SPA  
Runs=2 Total laps=21 Full laps=18 Valid laps=13

1	1'49.275 *	31.261	24.716	28.254 *	19.725	
2	1'42.246 *	30.862	23.830	28.360 *	19.194	248.2
3	1'41.846	30.734	23.835	28.118	19.159	246.0
4	1'41.537	30.383	23.698	28.087	19.369	248.2
5	1'46.627 *	31.017 *	26.269	30.115	19.226	248.8
6	1'41.284	30.473	23.591	28.098	19.122	246.5
7	1'42.723	31.418	23.723	28.325	19.257	248.2
8	1'42.221 *	30.684 *	23.911	28.395	19.231	246.5
9	1'42.107	30.574	23.805	28.522	19.206	246.0
10	1'41.572	30.450	23.656	28.278	19.188	247.7
11	1'41.636	30.387	23.781	28.368	19.100	247.7
12	1'43.161 *	30.446 *	23.879	29.539 *	19.297	248.2
13	1'41.358	30.328	23.662	28.170	19.198	247.1
14	1'55.810 P	35.157	24.428	28.580 *	27.645	248.8
15	7'04.791 *	33.050	26.557	29.272 *	19.959	
16	1'41.078	30.299	23.610	28.125	19.044	247.1
17	1'40.709	30.141	23.416	28.066	19.086	247.1
18	1'43.557 *	30.326	24.739	29.095 *	19.397	248.8
19	1'41.408	30.348	23.744	28.181	19.135	248.8
20	1'41.290	30.332	23.614	28.244	19.100	247.1
21	1'41.235	30.292	23.677	28.251	19.015	247.7

**9th** **81** **Senna AGIUS** LIQUI MOLY Dynavolt AUS  
Runs=2 Total laps=19 Full laps=16 Valid laps=11

1	2'24.184	29.825	24.879	29.409	19.825	
2	1'41.700	30.488	23.863	28.318	19.031	244.8
3	1'41.387	30.218	23.838	28.188	19.143	246.0
4	1'43.036 *	31.729 *	23.991	28.085 *	19.231	246.0
5	1'41.597 *	30.594	23.854	28.389	18.760 *	246.0
6	1'41.613	30.359	23.714	28.396	19.144	246.5
7	1'41.476	30.326	23.737	28.252	19.161	246.5
8	1'41.292	30.274	23.768	28.160	19.090	247.7
9	1'41.666	30.412	23.763	28.269	19.222	246.5
10	1'42.953 *	30.244	23.483	29.366 *	19.860	244.8
11	1'41.594	30.487	23.633	28.401	19.073	247.7
12	1'49.931 P	30.814 *	24.025	28.112 *	26.980	248.8
13	9'00.397	29.335	24.209	28.994	19.183	
14	1'40.799	30.052	23.588	28.119	19.040	246.0
15	1'41.355	30.212	23.637	28.293	19.213	247.1
16	1'49.272	30.362	31.406	28.386	19.118	248.8

**Fastest Lap:** Manuel GONZALEZ SPA LIQUI MOLY Dynavolt Intact GP 1'40.229 30.058 23.399 27.901 18.871

These data/results cannot be reproduced, stored and/or transmitted in whole or in part by any manner of electronic, mechanical, photocopying, recording, broadcasting or otherwise now known or herein after developed without the previous express consent by the copyright owner, except for reproduction in daily press and regular printed publications on sale to the public within 60 days of the event related to those data/results and always provided that copyright symbol appears together as follows below.

© MotoGP Sports Entertainment Group, 2026

Official MotoGP Timing by  TISSOT

www.motogp.com

Balatonfokajár, Friday, June 5, 2026

Page 2 of 6

## Practice

## Moto2™

Lap	Lap Time	T1	T2	T3	T4	Speed
17	<b>1'40.718</b>	30.148	<b>23.450</b>	<b>28.040</b>	19.080	248.8
18	1'42.055 *	30.137 *	23.891	28.852	19.175	247.1
19	1'40.803 *	30.130 *	23.531 *	28.181	<b>18.961</b>	248.2

10th <b>4</b>		<b>Ivan ORTOLA</b>		QJMOTOR - Exocom - SPA		
Runs=2	Total laps=20	Full laps=17	Valid laps=12			
1	1'56.569	30.759	25.541	29.877	19.672	
2	1'41.826 *	30.425	24.135	28.146	19.120 *	242.6
3	1'48.833 *	30.723	30.300	28.446 *	19.364	<b>250.0</b>
4	1'42.286 *	31.039 *	23.940	28.116 *	19.191	247.1
5	<b>1'41.514</b>	30.394	23.856	28.200	19.064	247.1
6	<b>1'41.091</b>	30.324	23.665	28.058	19.044	247.7
7	<b>1'41.188</b>	30.336	23.642	28.182	19.028	247.1
8	<b>1'41.197</b>	30.318	23.690	28.057	19.132	249.4
9	<b>1'41.153</b>	30.317	23.699	28.110	19.027	248.2
10	<b>1'40.949</b>	30.156	23.646	28.041	19.106	247.7
11	<b>1'41.371</b>	<b>30.122</b>	23.673	28.293	19.283	249.4
12	<b>1'41.168</b>	30.242	23.564	28.092	19.270	247.7
13	1'52.776 P	30.387	23.659	30.870 *	27.860	249.4
14	7'29.943	29.525	23.759	28.488	19.246	
15	<b>1'41.047</b>	30.335	23.704	28.004	19.004	246.5
16	<b>1'40.976</b>	30.187	<b>23.392</b>	27.928	19.469	247.7
17	<b>1'40.833</b>	30.306	23.398	28.070	19.059	246.5
18	1'41.080 *	30.234	23.613	28.155	19.078 *	248.8
19	<b>1'40.729</b>	30.394	23.497	<b>27.887</b>	<b>18.951</b>	247.1
20	1'47.199 *	30.688	25.147	31.093 *	20.271	247.7

11th <b>28</b>		<b>Izan GUEVARA</b>		BLU CRU Pramac Yama SPA		
Runs=3	Total laps=14	Full laps=9	Valid laps=9			
1	1'55.971	30.865	24.757	28.993	19.458	
2	<b>1'42.300</b>	30.628	23.956	28.350	19.366	245.4
3	1'55.007 P	30.689	24.208	31.134 *	28.976	247.1
4	6'41.986 *	32.771	24.121	27.728 *	19.580	
5	<b>1'40.738</b>	30.148	23.580	27.982	19.028	247.7
6	<b>1'41.174</b>	30.307	23.677	28.054	19.136	247.1
7	1'55.047 P	34.068	25.182	28.492	27.305	247.1
8	13'37.272 *	30.208	24.141	28.051 *	19.369	
9	<b>1'47.017</b>	30.351	23.603	33.765	19.298	247.1
10	<b>1'40.731</b>	<b>30.147</b>	23.563	27.978	19.043	248.2
11	<b>1'44.629</b>	30.347	23.725	30.633	19.924	249.4
12	<b>1'41.029</b>	30.172	23.608	28.134	19.115	250.0
13	<b>1'40.762</b>	30.250	23.586	<b>27.918</b>	<b>19.008</b>	<b>251.1</b>
14	<b>1'40.995</b>	30.202	<b>23.385</b>	28.256	19.152	247.1

12th <b>14</b>		<b>Tony ARBOLINO</b>		REDS Fantic Racing ITA		
Runs=2	Total laps=18	Full laps=15	Valid laps=9			
1	2'01.305	29.505	24.994	28.984	20.683	
2	<b>1'42.070</b>	30.524	23.974	28.346	19.226	247.1
3	1'41.781 *	30.322	23.897	<b>28.222</b>	19.340 *	248.2
4	<b>1'42.858</b>	30.554	24.337	28.849	19.118	248.2
5	<b>1'41.777</b>	30.385	23.971	28.269	19.152	249.4
6	<b>1'41.203</b>	<b>30.091</b>	23.789	28.256	19.067	248.2
7	1'50.488 *	30.160	25.980 *	34.990	19.358	<b>251.7</b>
8	<b>1'41.610</b>	30.388	23.747	28.425	19.050	248.2
9	<b>1'48.062</b>	32.411	27.280	29.087	19.284	249.4

Lap	Lap Time	T1	T2	T3	T4	Speed
10	1'44.309 *	30.504 *	24.100	29.846 *	19.859	247.7
11	1'42.313 *	30.789	24.021	28.413	19.090 *	248.2
12	1'54.686 P	30.544 *	24.773	30.491 *	28.878	248.2
13	10'45.277 *	28.548	24.139	27.312 *	18.806 *	
14	<b>1'41.109</b>	30.219	23.676	28.228	<b>18.986</b>	248.2
15	<b>1'41.118</b>	30.220	23.658	28.225	19.015	251.1
16	<b>1'40.904</b>	30.137	<b>23.516</b>	28.244	19.007	250.0
17	1'54.165 *	38.481	26.134	29.780 *	19.770	250.0
18	1'46.919 *	30.683 *	27.366	29.398	19.472	246.5

13th <b>7</b>		<b>Barry BALTUS</b>		REDS Fantic Racing BEL		
Runs=2	Total laps=20	Full laps=17	Valid laps=14			
1	1'49.448 *	31.198	24.565	28.103 *	19.586	
2	<b>1'42.916</b>	31.057	23.940	28.665	19.254	246.0
3	<b>1'41.607</b>	30.285	23.903	28.286	19.133	243.7
4	<b>1'41.524</b>	30.346	23.668	28.325	19.185	244.8
5	1'46.438 *	30.629	23.720	30.933 *	21.156	244.8
6	<b>1'41.454</b>	30.335	23.680	28.227	19.212	244.8
7	<b>1'41.184</b>	30.170	23.548	28.249	19.217	245.4
8	<b>1'41.444</b>	30.185	23.631	28.296	19.332	244.8
9	<b>1'42.129</b>	30.331	23.674	28.705	19.419	244.3
10	1'41.995 *	30.553 *	23.734	28.375	19.333	243.2
11	<b>1'43.362</b>	30.381	23.686	30.069	19.226	243.7
12	<b>1'41.691</b>	30.356	23.714	28.357	19.264	244.8
13	1'41.218 *	30.264	23.529	28.119	19.306 *	244.3
14	1'53.530 P	31.670	24.350	29.430 *	28.080	245.4
15	7'47.302 *	28.896	23.814	27.092 *	19.228	
16	<b>1'41.360</b>	30.312	23.615	28.232	19.201	243.2
17	<b>1'40.970</b>	30.261	23.546	28.160	<b>19.003</b>	244.8
18	<b>1'40.916</b>	<b>30.167</b>	<b>23.509</b>	28.205	19.035	244.3
19	<b>1'43.871</b>	30.366	23.698	30.028	19.779	<b>246.5</b>
20	<b>1'41.042</b>	30.290	23.622	<b>28.054</b>	19.076	243.7

14th <b>98</b>		<b>Jose Antonio RUEDA</b>		Red Bull KTM Ajo SPA		
Runs=2	Total laps=19	Full laps=16	Valid laps=11			
1	1'46.864	29.953	24.497	28.839	19.473	
2	<b>1'42.698</b>	30.777	24.147	28.535	19.239	243.7
3	<b>1'42.185</b>	30.650	24.005	28.327	19.203	244.8
4	1'44.831 *	30.548	27.195 *	27.732 *	19.356 *	246.0
5	<b>1'41.933</b>	30.542	23.888	28.342	19.161	247.1
6	1'46.013 *	30.565 *	24.263	31.738 *	19.447	246.0
7	1'41.857 *	30.412	23.917 *	28.268	19.260	246.5
8	<b>1'41.999</b>	30.487	24.028	28.301	19.183	247.7
9	<b>1'41.922</b>	30.336	23.926	28.385	19.275	246.5
10	<b>1'41.515</b>	30.429	23.693	28.161	19.232	247.7
11	1'50.029 P	30.662	23.900	28.457	27.010	247.7
12	10'27.989 *	29.119	24.026	28.589	19.285 *	
13	1'44.779 *	30.726	23.920	28.832 *	21.301	246.5
14	<b>1'41.177</b>	<b>30.096</b>	23.756	28.151	19.174	<b>248.8</b>
15	<b>1'41.336</b>	30.342	23.715	28.188	19.091	248.2
16	<b>1'44.138</b>	30.336	24.425	29.459	19.918	247.7
17	1'41.171 *	30.264	23.648	<b>28.100</b>	19.159 *	247.1
18	<b>1'40.969</b>	30.267	23.513	28.111	<b>19.078</b>	246.0
19	<b>1'40.940</b>	30.254	<b>23.367</b>	28.238	19.081	246.5

**Fastest Lap:** Manuel GONZALEZ SPA LIQUI MOLY Dynavolt Intact GP **1'40.229** 30.058 23.399 27.901 18.871

These data/results cannot be reproduced, stored and/or transmitted in whole or in part by any manner of electronic, mechanical, photocopying, recording, broadcasting or otherwise now known or herein after developed without the previous express consent by the copyright owner, except for reproduction in daily press and regular printed publications on sale to the public within 60 days of the event related to those data/results and always provided that copyright symbol appears together as follows below.

© MotoGP Sports Entertainment Group, 2026

Official MotoGP Timing by  TISSOT

www.motogp.com

Balatonfokajár, Friday, June 5, 2026

Page 3 of 6

## Practice

## Moto2™

Lap	Lap Time	T1	T2	T3	T4	Speed
<b>15th</b>	<b>44</b>	<b>Aron CANET</b>		ELF Marc VDS Racing T SPA		
		Runs=2	Total laps=18	Full laps=15	Valid laps=11	
1	1'48.120 *	30.716	24.904	29.225	19.425 *	
2	<b>1'42.423</b>	30.770	23.853	28.455	19.345	244.3
3	<b>1'42.178</b>	30.679	23.936	28.335	19.228	243.7
4	<b>1'42.094</b>	30.579	23.811	28.208	19.496	245.4
5	1'44.614 *	31.429 *	24.381	29.143 *	19.661	244.8
6	<b>1'41.729</b>	30.548	23.792	28.303	19.086	245.4
7	<b>1'41.710</b>	30.431	23.723	28.433	19.123	246.0
8	<b>1'41.939</b>	30.387	23.643	28.681	19.228	246.0
9	1'47.467 *	35.893	24.395	27.955 *	19.224	246.5
10	<b>1'42.243</b>	30.741	23.824	28.398	19.280	246.5
11	<b>1'41.960</b>	30.380	<b>23.629</b>	28.618	19.333	247.7
12	2'02.237 P	35.995	25.976	29.782 *	30.484	246.5
13	12'03.709	34.523	24.504	28.267	19.239	
14	<b>1'41.262</b>	30.306	23.708	28.175	<b>19.073</b>	246.5
15	1'41.345 *	30.269	23.862	28.054 *	19.160	247.7
16	<b>1'41.124</b>	<b>30.186</b>	23.672	<b>28.055</b>	19.211	247.7
17	<b>1'46.655</b>	34.878	23.784	28.342	19.651	247.1
18	1'48.240 *	30.221	23.720	33.996 *	20.303 *	<b>248.2</b>

Lap	Lap Time	T1	T2	T3	T4	Speed
<b>16th</b>	<b>84</b>	<b>Zonta VD GOORBERGH</b>		Momoven Idrofoglia R NED		
		Runs=3	Total laps=16	Full laps=11	Valid laps=6	
1	1'58.893	30.167	25.060	28.772	19.634	
2	1'46.833 *	30.953	23.982	32.549 *	19.349	<b>246.5</b>
3	<b>1'42.430</b>	30.822	23.811	28.648	19.149	243.2
4	<b>1'42.082</b>	30.714	23.842	28.333	19.193	245.4
5	<b>1'45.792</b>	30.666	26.807	28.776	19.543	246.5
6	1'46.887 *	30.572	27.318	29.605	19.392 *	244.3
7	1'45.883 *	32.451	24.992	28.866 *	19.574	243.2
8	1'52.024 P	30.860 *	24.704	28.730 *	27.730	243.2
9	6'25.643	30.226	34.740	33.296	19.822	
10	1'53.717 P	32.421	25.968	28.452 *	26.876	241.6
11	9'09.079	32.247	24.302	28.637	20.957	
12	1'43.910 *	31.666	23.925	29.087 *	19.232	245.4
13	1'45.556 *	30.555	23.693	32.178 *	19.130	244.3
14	<b>1'41.437</b>	30.387	23.734	28.157	19.159	244.3
15	<b>1'49.105</b>	36.174	24.310	28.552	20.069	243.7
16	<b>1'41.151</b>	<b>30.326</b>	<b>23.620</b>	<b>28.092</b>	<b>19.113</b>	246.0

Lap	Lap Time	T1	T2	T3	T4	Speed
<b>17th</b>	<b>71</b>	<b>Ayumu SASAKI</b>		Momoven Idrofoglia R JPN		
		Runs=2	Total laps=16	Full laps=13	Valid laps=7	
1	1'56.950	30.843	24.658	29.500	19.607	
2	<b>1'42.543</b>	30.675	24.068	28.619	19.181	246.5
3	<b>1'43.553</b>	30.601	24.218	28.885	19.849	246.5
4	<b>1'42.164</b>	30.584	24.039	28.346	19.195	248.8
5	1'51.212 *	30.420	31.381	30.034 *	19.377	247.1
6	<b>1'42.265</b>	30.553	24.016	28.466	19.230	247.7
7	1'43.079 *	30.701	24.063	29.036 *	19.279	247.1
8	<b>1'42.464</b>	30.723	23.962	28.650	<b>19.129</b>	<b>250.5</b>
9	1'56.208 P	33.536	24.529	28.303 *	29.840	245.4
10	15'17.986 *	30.182	26.567	29.289 *	20.000	
11	1'41.498 *	30.373	24.138 *	27.855 *	19.132	247.7
12	<b>1'41.272</b>	30.207	<b>23.480</b>	28.328	19.257	247.1

Lap	Lap Time	T1	T2	T3	T4	Speed
13	1'43.078 *	31.669	24.150	27.981 *	19.278	246.0
14	1'42.589 *	30.257 *	23.662	29.528 *	19.142	250.0
15	<b>1'41.152</b>	<b>30.126</b>	23.623	<b>28.226</b>	19.177	248.8
16	1'48.998 *	36.046	24.173	29.251 *	19.528	246.5
<b>18th</b>	<b>13</b>	<b>Celestino VIETTI</b>		MB Conveyors SpeedRS ITA		
		Runs=2	Total laps=14	Full laps=11	Valid laps=9	
1	1'51.873 *	33.104	25.056	28.267 *	19.458	
2	<b>1'42.884</b>	30.858	23.909	28.817	19.300	247.7
3	1'42.419 *	30.518	23.967	28.791 *	19.143	247.7
4	<b>1'42.006</b>	30.616	23.751	28.422	19.217	249.4
5	<b>1'41.630</b>	30.552	23.823	28.129	19.126	247.7
6	<b>1'41.244</b>	30.360	23.697	<b>28.118</b>	19.069	247.7
7	<b>1'41.153</b>	<b>30.321</b>	23.623	28.170	<b>19.039</b>	249.4
8	<b>1'46.129</b>	30.337	<b>23.617</b>	32.758	19.417	<b>250.5</b>
9	<b>1'41.992</b>	30.661	23.785	28.273	19.273	248.8
10	1'41.740 *	30.490	23.670	28.149	19.431 *	248.8
11	<b>1'41.820</b>	30.412	23.773	28.238	19.397	249.4
12	<b>1'41.685</b>	30.387	23.749	28.244	19.305	248.8
13	1'55.392 P	30.858	27.236	29.175 *	28.123	250.0
14	9'15.211	33.671	24.040	28.755	19.765	
	unfinished	32.842	23.818			245.4

Lap	Lap Time	T1	T2	T3	T4	Speed
<b>19th</b>	<b>21</b>	<b>Alonso LOPEZ</b>		ITALJET Gresini Moto2 SPA		
		Runs=2	Total laps=18	Full laps=15	Valid laps=8	
1	1'58.143	30.368	25.264	29.013	19.424	
2	1'43.291 *	30.635	24.645 *	28.756	19.255	244.3
3	<b>1'42.180</b>	30.634	23.919	28.346	19.281	243.7
4	<b>1'42.240</b>	30.451	23.985	28.383	19.421	245.4
5	<b>1'41.681</b>	30.327	23.772	28.443	19.139	<b>248.8</b>
6	1'41.725 *	30.399	23.738	28.225 *	19.363	247.7
7	1'45.210 *	30.906	25.533	29.545 *	19.226	247.7
8	1'43.415 *	30.358	23.688	29.629 *	19.740	246.0
9	1'41.222 *	30.708	23.683	27.537 *	19.294	246.0
10	<b>1'41.703</b>	30.402	23.673	28.451	19.177	245.4
11	1'54.188 P	31.944	24.715	29.055 *	28.474	245.4
12	11'20.490	29.687	24.031	28.410	19.280	
13	<b>1'41.374</b>	30.344	23.637	28.303	<b>19.090</b>	244.8
14	1'41.933 *	30.412	<b>23.484</b>	28.811 *	19.226	245.4
15	<b>1'41.202</b>	30.299	23.592	<b>28.178</b>	19.133	244.8
16	<b>1'41.546</b>	30.223	23.619	28.272	19.432	245.4
17	1'53.742 *	32.624	25.919 *	35.251	19.948	244.3
18	<b>1'42.096</b>	<b>30.151</b>	23.667	28.508	19.770	246.0

Lap	Lap Time	T1	T2	T3	T4	Speed
<b>20th</b>	<b>32</b>	<b>Luca LUNETTA</b>		MB Conveyors SpeedRS ITA		
		Runs=2	Total laps=19	Full laps=16	Valid laps=12	
1	1'53.446	32.800	25.243	29.198	19.745	
2	<b>1'43.996</b>	31.540	24.199	28.815	19.442	246.0
3	<b>1'44.465</b>	31.354	24.483	28.800	19.828	246.0
4	<b>1'43.863</b>	31.050	24.029	29.307	19.477	246.0
5	<b>1'42.584</b>	30.721	24.149	28.371	19.343	247.1
6	1'41.326 *	30.477	23.847	27.649 *	19.353	246.5
7	<b>1'42.716</b>	30.473	24.072	28.948	19.223	<b>249.4</b>
8	<b>1'42.006</b>	30.488	23.950	28.365	19.203	248.2
9	<b>1'41.960</b>	30.723	23.889	28.158	19.190	247.1

**Fastest Lap:** Manuel GONZALEZ SPA LIQUI MOLY Dynavolt Intact GP **1'40.229** 30.058 23.399 27.901 18.871

These data/results cannot be reproduced, stored and/or transmitted in whole or in part by any manner of electronic, mechanical, photocopying, recording, broadcasting or otherwise now known or herein after developed without the previous express consent by the copyright owner, except for reproduction in daily press and regular printed publications on sale to the public within 60 days of the event related to those data/results and always provided that copyright symbol appears together as follows below.

© MotoGP Sports Entertainment Group, 2026

Official MotoGP Timing by  TISSOT

www.motogp.com

Balatonfokajár, Friday, June 5, 2026

Page 4 of 6



## Practice

## Moto2™

Lap	Lap Time	T1	T2	T3	T4	Speed	Lap	Lap Time	T1	T2	T3	T4	Speed						
unfinished		30.383				247.7	6	<b>1'43.921</b>	31.004	24.342	29.202	19.373	247.1						
<b>26th</b>	<b>72</b>	<b>Taiyo FURUSATO</b>				Idemitsu Honda Team	JPN	7	<b>1'43.739</b>	30.697	24.343	29.194	19.505	249.4					
		Runs=3	Total laps=20	Full laps=15	Valid laps=7		8	<b>1'43.640</b>	30.742	24.513	28.848	19.537	248.2						
1	1'52.690	*	32.393	25.448	28.289	*	19.633	9	<b>1'43.424</b>	30.748	24.479	28.680	19.517	248.2					
2	1'42.814	*	31.213	24.096	28.297	*	19.208	247.7	10	1'55.330	P	31.085	26.767	28.895	*	28.583	248.2		
3	<b>1'42.846</b>		30.770	24.063	28.565		19.448	249.4	11	12'18.373		30.447	25.044	29.327		19.784			
4	<b>1'42.906</b>		30.560	24.137	28.786		19.423	248.2	12	<b>1'45.176</b>		30.622	24.230	29.155		21.169	244.8		
5	<b>1'42.418</b>		30.556	23.879	28.736		19.247	247.7	13	<b>1'42.305</b>		30.501	24.071	28.392		19.341	247.7		
6	<b>1'42.186</b>		30.426	23.979	28.393		19.388	247.7	14	<b>1'42.401</b>		30.454	24.180	28.471		19.296	247.7		
7	1'56.838	*	32.407	31.154	31.958	*	21.319	245.4	15	1'44.172	*	30.695	24.124	29.915	*	19.438	247.1		
8	1'50.940	P	30.949	24.613	27.876	*	27.502	247.1	16	<b>1'42.650</b>		30.663	24.138	28.467		19.382	248.2		
9	3'45.966	*	29.569	24.890	29.255	*	19.558	*	17	1'42.275		30.418	24.104	28.388		19.365	247.7		
10	1'44.210	*	30.570	26.486	27.836	*	19.318	*	245.4										
11	1'42.781	*	30.653	24.204	28.597		19.327	*	246.5										
12	1'42.128	*	30.469	23.839	28.485		19.335	*	245.4										
13	1'43.993	*	30.597	23.962	30.287	*	19.147	*	245.4										
14	1'52.715	P	31.127	24.615	29.197	*	27.776	244.3											
15	5'02.059	*	33.680	26.593	29.132	*	20.915												
16	<b>1'48.111</b>		30.870	24.170	33.316		19.755	247.7											
17	1'41.579		30.222	23.810	28.446		19.101	248.2											
18	1'47.227	*	31.170	27.888	28.904	*	19.265	246.5											
19	1'43.154	*	30.254	24.129	28.072	*	20.699	247.1											
20	<b>1'42.094</b>		30.347	23.889	28.412		19.446	248.2											
<b>27th</b>	<b>85</b>	<b>Xabi ZURUTUZA</b>				KLINT Racing Team	SPA												
		Runs=2	Total laps=20	Full laps=17	Valid laps=8														
1	1'50.793	*	31.535	24.764	29.334	*	19.695												
2	<b>1'43.425</b>		31.043	24.044	28.964		19.374	248.8											
3	1'44.672	*	30.726	24.569	29.982	*	19.395	246.5											
4	<b>1'43.419</b>		30.726	24.175	29.179		19.339	249.4											
5	1'45.114	*	30.692	23.910	31.108	*	19.404	247.7											
6	<b>1'43.088</b>		30.747	24.164	28.762		19.415	247.7											
7	1'48.744	*	33.694	25.782	29.912	*	19.356	248.8											
8	<b>1'42.857</b>		30.712	24.026	28.922		19.197	249.4											
9	1'45.543	*	32.393	24.349	29.431	*	19.370	*	247.7										
10	1'45.926	*	30.832	24.088	30.864	*	20.142	245.4											
11	<b>1'42.904</b>		30.970	23.928	28.691		19.315	249.4											
12	1'54.933	P	32.869	24.392	29.603	*	28.069	247.7											
13	8'22.340	*	29.605	24.284	28.923	*	19.451												
14	<b>1'41.925</b>		30.427	23.903	28.535		19.060	249.4											
15	1'45.913	*	30.468	23.596	31.882	*	19.967	249.4											
16	1'42.527	*	30.747	23.858	28.818		19.104	*	250.0										
17	1'41.890		30.444	23.840	28.450		19.156	248.8											
18	1'43.298	*	32.714	24.385	27.636	*	18.563	*	247.7										
19	<b>1'42.110</b>		30.489	23.855	28.492		19.274	248.8											
20	1'43.764	*	31.878	23.934	28.672	*	19.280	248.2											
<b>28th</b>	<b>22</b>	<b>Jacob ROULSTONE</b>				Idemitsu Honda Team	AUS												
		Runs=2	Total laps=17	Full laps=14	Valid laps=11														
1	1'49.186	*	30.874	25.208	28.961	*	19.872												
2	1'44.059	*	31.128	24.647	28.635	*	19.649	244.8											
3	<b>1'43.676</b>		30.787	24.589	28.737		19.563	247.1											
4	<b>1'43.860</b>		31.224	24.356	28.856		19.424	247.1											
5	1'44.360	*	30.959	24.304	29.489	*	19.608	247.7											

**Fastest Lap:** Manuel GONZALEZ SPA LIQUI MOLY Dynavolt Intact GP **1'40.229** 30.058 23.399 27.901 18.871

These data/results cannot be reproduced, stored and/or transmitted in whole or in part by any manner of electronic, mechanical, photocopying, recording, broadcasting or otherwise now known or herein after developed without the previous express consent by the copyright owner, except for reproduction in daily press and regular printed publications on sale to the public within 60 days of the event related to those data/results and always provided that copyright symbol appears together as follows below.

© MotoGP Sports Entertainment Group, 2026

Official MotoGP Timing by  TISSOT

www.motogp.com

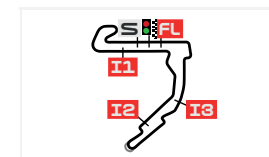
Balatonfokajár, Friday, June 5, 2026

Page 6 of 6

# BEST PARTIAL TIMES

## GRAND PRIX OF HUNGARY

### PRACTICE



Balaton Park Circuit

4075 m.

*IT* Ideal Lap Time, sum of the best partial times

*BT* Best Lap Time

Pos	T1		T2		T3		T4		Pos	Rider	IT	BT	
	Rider	Time	Rider	Time	Rider	Time	Rider	Time					
1	D.ALONSO	30.019	D.ALONSO	23.332	D.MUÑOZ	27.858	M.GONZALEZ	18.830	1	M.GONZALEZ	1'40.172	1'40.229	(1)
2	<b>S.AGIUS</b>	<b>30.052</b>	<b>J.RUEDA</b>	<b>23.367</b>	<b>M.GONZALEZ</b>	<b>27.885</b>	<b>A.ESCRIG</b>	<b>18.930</b>	2	I.ORTOLA	1'40.352	1'40.729	(10)
3	C.VEIJER	30.057	I.GUEVARA	23.385	I.ORTOLA	27.887	F.SALAC	18.938	3	D.ALONSO	1'40.432	1'40.432	(2)
4	<b>M.GONZALEZ</b>	<b>30.058</b>	<b>I.ORTOLA</b>	<b>23.392</b>	<b>A.FERRANDEZ</b>	<b>27.900</b>	<b>I.ORTOLA</b>	<b>18.951</b>	4	I.GUEVARA	1'40.458	1'40.731	(11)
5	T.ARBOLINO	30.091	M.GONZALEZ	23.399	I.GUEVARA	27.918	S.AGIUS	18.961	5	F.SALAC	1'40.498	1'40.540	(3)
6	<b>J.RUEDA</b>	<b>30.096</b>	<b>D.HOLGADO</b>	<b>23.416</b>	<b>A.ESCRIG</b>	<b>27.933</b>	<b>D.ALONSO</b>	<b>18.962</b>	6	S.AGIUS	1'40.503	1'40.718	(9)
7	F.SALAC	30.113	S.AGIUS	23.450	F.SALAC	27.953	D.MUÑOZ	18.971	7	D.MUÑOZ	1'40.511	1'40.656	(4)
8	<b>I.ORTOLA</b>	<b>30.122</b>	<b>D.MUÑOZ</b>	<b>23.473</b>	<b>A.HUERTAS</b>	<b>27.964</b>	<b>L.LUNETTA</b>	<b>18.983</b>	8	C.VEIJER	1'40.612	1'40.697	(6)
9	A.SASAKI	30.126	A.SASAKI	23.480	C.VEIJER	27.970	T.ARBOLINO	18.986	9	A.ESCRIG	1'40.628	1'40.699	(7)
10	<b>A.FERRANDEZ</b>	<b>30.133</b>	<b>A.LOPEZ</b>	<b>23.484</b>	<b>L.LUNETTA</b>	<b>28.035</b>	<b>B.BALTUS</b>	<b>19.003</b>	10	D.HOLGADO	1'40.638	1'40.709	(8)
11	D.HOLGADO	30.141	F.SALAC	23.494	S.AGIUS	28.040	I.GUEVARA	19.008	11	J.RUEDA	1'40.641	1'40.940	(14)
12	<b>I.GUEVARA</b>	<b>30.147</b>	<b>B.BALTUS</b>	<b>23.509</b>	<b>B.BALTUS</b>	<b>28.054</b>	<b>D.HOLGADO</b>	<b>19.015</b>	12	A.FERRANDEZ	1'40.675	1'40.675	(5)
13	A.LOPEZ	30.151	T.ARBOLINO	23.516	A.CANET	28.055	C.VIETTI	19.039	13	B.BALTUS	1'40.733	1'40.916	(13)
14	<b>B.BALTUS</b>	<b>30.167</b>	<b>A.ESCRIG</b>	<b>23.519</b>	<b>D.HOLGADO</b>	<b>28.066</b>	<b>C.VEIJER</b>	<b>19.048</b>	14	T.ARBOLINO	1'40.815	1'40.904	(12)
15	A.CANET	30.186	S.GARCIA	23.531	Z.VD GOORBER	28.092	X.ZURUTUZA	19.060	15	A.LOPEZ	1'40.903	1'41.202	(19)
16	<b>D.MUÑOZ</b>	<b>30.209</b>	<b>C.VEIJER</b>	<b>23.537</b>	<b>J.RUEDA</b>	<b>28.100</b>	<b>A.CANET</b>	<b>19.073</b>	16	A.CANET	1'40.943	1'41.124	(15)
17	T.FURUSATO	30.222	A.FERRANDEZ	23.556	C.VIETTI	28.118	J.RUEDA	19.078	17	A.SASAKI	1'40.961	1'41.152	(17)
18	<b>A.ESCRIG</b>	<b>30.246</b>	<b>X.ZURUTUZA</b>	<b>23.596</b>	<b>D.ALONSO</b>	<b>28.119</b>	<b>A.FERRANDEZ</b>	<b>19.086</b>	18	C.VIETTI	1'41.095	1'41.153	(18)
19	D.ÖNCÜ	30.268	C.VIETTI	23.617	S.GARCIA	28.123	A.LOPEZ	19.090	19	S.GARCIA	1'41.124	1'41.288	(22)
20	<b>L.LUNETTA</b>	<b>30.301</b>	<b>Z.VD GOORBER</b>	<b>23.620</b>	<b>A.PIQUERAS</b>	<b>28.146</b>	<b>T.FURUSATO</b>	<b>19.101</b>	20	L.LUNETTA	1'41.143	1'41.209	(20)
21	J.ROBERTS	30.316	J.ROBERTS	23.626	J.ROBERTS	28.162	Z.VD GOORBER	19.113	21	Z.VD GOORBERGH	1'41.151	1'41.151	(16)
22	<b>C.VIETTI</b>	<b>30.321</b>	<b>A.CANET</b>	<b>23.629</b>	<b>A.LOPEZ</b>	<b>28.178</b>	<b>S.GARCIA</b>	<b>19.127</b>	22	A.HUERTAS	1'41.246	1'41.282	(21)
23	Z.VD GOORBER	30.326	D.ÖNCÜ	23.631	T.ARBOLINO	28.222	A.SASAKI	19.129	23	J.ROBERTS	1'41.264	1'41.327	(23)
24	<b>S.GARCIA</b>	<b>30.343</b>	<b>A.HUERTAS</b>	<b>23.788</b>	<b>A.SASAKI</b>	<b>28.226</b>	<b>D.ÖNCÜ</b>	<b>19.131</b>	24	D.ÖNCÜ	1'41.357	1'41.519	(24)
25	A.HUERTAS	30.351	T.FURUSATO	23.810	D.ÖNCÜ	28.327	A.HUERTAS	19.143	25	T.FURUSATO	1'41.526	1'41.579	(26)

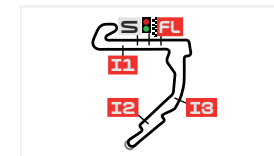
These data/results cannot be reproduced, stored and/or transmitted in whole or in part by any manner of electronic, mechanical, photocopying, recording, broadcasting or otherwise now known or herein after developed without the previous express consent by the copyright owner, except for reproduction in daily press and regular printed publications on sale to the public within 60 days of the event related to those data/results and always provided that copyright symbol appears together as follows below.

© MotoGP Sports Entertainment Group, 2026

## BEST PARTIAL TIMES

### GRAND PRIX OF HUNGARY

### PRACTICE



Balaton Park Circuit

4075 m.

**IT** Ideal Lap Time, sum of the best partial times

**BT** Best Lap Time

Pos	T1		T2		T3		T4		Pos	Rider	IT	BT	
	Rider	Time	Rider	Time	Rider	Time	Rider	Time					
26	<b>A.PIQUERAS</b>	<b>30.383</b>	<b>L.LUNETTA</b>	<b>23.824</b>	<b>J.ROULSTONE</b>	<b>28.388</b>	<b>A.PIQUERAS</b>	<b>19.158</b>	26	X.ZURUTUZA	1'41.533	1'41.890	(27)
27	J.ROULSTONE	30.418	A.PIQUERAS	23.858	T.FURUSATO	28.393	J.ROBERTS	19.160	27	A.PIQUERAS	1'41.545	1'41.559	(25)
28	<b>X.ZURUTUZA</b>	<b>30.427</b>	<b>J.ROULSTONE</b>	<b>24.071</b>	<b>X.ZURUTUZA</b>	<b>28.450</b>	<b>J.ROULSTONE</b>	<b>19.296</b>	28	J.ROULSTONE	1'42.173	1'42.275	(28)

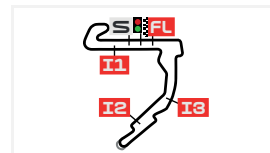
These data/results cannot be reproduced, stored and/or transmitted in whole or in part by any manner of electronic, mechanical, photocopying, recording, broadcasting or otherwise now known or herein after developed without the previous express consent by the copyright owner, except for reproduction in daily press and regular printed publications on sale to the public within 60 days of the event related to those data/results and always provided that copyright symbol appears together as follows below.

© MotoGP Sports Entertainment Group, 2026

# FASTEST LAPS SEQUENCE

## GRAND PRIX OF HUNGARY

### PRACTICE



Balaton Park Circuit

4075 m.

<i>Practice Time</i>	<i>#</i>	<i>Rider</i>	<i>Nation</i>	<i>Motorcycle</i>	<i>Time</i>	<i>Km/h</i>	<i>Rider's Lap</i>
<b>3'29.562</b>	98	<b>Jose Antonio RUEDA</b>	SPA	KALEX	<b>1'42.698</b>	142.8	2
<b>3'30.543</b>	44	<b>Aron CANET</b>	SPA	BOSCOSCURO	<b>1'42.423</b>	143.2	2
<b>3'38.271</b>	28	<b>Izan GUEVARA</b>	SPA	BOSCOSCURO	<b>1'42.300</b>	143.4	2
<b>3'43.375</b>	14	<b>Tony ARBOLINO</b>	ITA	KALEX	<b>1'42.070</b>	143.7	2
<b>3'43.832</b>	95	<b>Collin VEIJER</b>	NED	KALEX	<b>1'42.011</b>	143.8	2
<b>4'05.884</b>	81	<b>Senna AGIUS</b>	AUS	KALEX	<b>1'41.700</b>	144.2	2
<b>5'13.971</b>	7	<b>Barry BALTUS</b>	BEL	KALEX	<b>1'41.607</b>	144.3	3
<b>5'47.271</b>	81	<b>Senna AGIUS</b>	AUS	KALEX	<b>1'41.387</b>	144.6	3
<b>5'54.526</b>	18	<b>Manuel GONZALEZ</b>	SPA	KALEX	<b>1'41.216</b>	144.9	3
<b>9'17.169</b>	18	<b>Manuel GONZALEZ</b>	SPA	KALEX	<b>1'40.811</b>	145.5	5
<b>13'56.002</b>	28	<b>Izan GUEVARA</b>	SPA	BOSCOSCURO	<b>1'40.738</b>	145.6	5
<b>31'14.288</b>	95	<b>Collin VEIJER</b>	NED	KALEX	<b>1'40.697</b>	145.6	14
<b>32'26.059</b>	18	<b>Manuel GONZALEZ</b>	SPA	KALEX	<b>1'40.498</b>	145.9	15
<b>35'47.020</b>	18	<b>Manuel GONZALEZ</b>	SPA	KALEX	<b>1'40.376</b>	146.1	17
<b>37'27.249</b>	18	<b>Manuel GONZALEZ</b>	SPA	KALEX	<b>1'40.229</b>	146.3	18

These data/results cannot be reproduced, stored and/or transmitted in whole or in part by any manner of electronic, mechanical, photocopying, recording, broadcasting or otherwise now known or herein after developed without the previous express consent by the copyright owner, except for reproduction in daily press and regular printed publications on sale to the public within 60 days of the event related to those data/results and always provided that copyright symbol appears together as follows below.

© MotoGP Sports Entertainment Group, 2026

Official MotoGP Timing by

www.motogp.com

Balatonfokajár, Friday, June 5, 2026