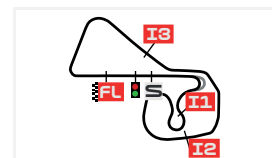


CLASSIFICATION

LIQUI MOLY GRAND PRIX OF GERMANY PRACTICE



Sachsenring

3671 m.

#	Rider	Nation	Team	Motorcycle	Time	Lap Total	Gap	T. Speed
1	28 Izan GUEVARA	SPA	BLU CRU Pramac Yamaha Moto2	BOSCOSCURO	1'22.260	2 14		254.7
2	4 Ivan ORTOLA	SPA	QJMOTOR -R.O.M.E.A - MSI	KALEX	1'22.296	2 24	0.036 0.036	251.7
3	80 David ALONSO	COL	CFMOTO Azul Marino Aspar Team	KALEX	1'22.475	2 22	0.215 0.179	255.9
4	81 Senna AGIUS	AUS	LIQUI MOLY Dynavolt Intact GP	KALEX	1'22.562	19 22	0.302 0.087	254.1
5	18 Manuel GONZALEZ	SPA	LIQUI MOLY Dynavolt Intact GP	KALEX	1'22.567	16 23	0.307 0.005	253.5
6	12 Filip SALAC	CZE	OnlyFans American Racing Team	KALEX	1'22.596	4 24	0.336 0.029	255.9
7	11 Alex ESCRIG	SPA	KLINT Racing Team	FORWARD	1'22.634	15 19	0.374 0.038	252.3
8	14 Tony ARBOLINO	ITA	REDS Fantic Racing	KALEX	1'22.658	4 21	0.398 0.024	254.7
9	53 Deniz ÖNCÜ	TUR	ELF Marc VDS Racing Team	BOSCOSCURO	1'22.758	15 18	0.498 0.100	253.5
10	72 Taiyo FURUSATO	JPN	Idemitsu Honda Team Asia	KALEX	1'22.876	15 22	0.616 0.118	255.3
11	16 Joe ROBERTS	USA	OnlyFans American Racing Team	KALEX	1'22.916	15 17	0.656 0.040	252.9
12	96 Daniel HOLGADO	SPA	CFMOTO Azul Marino Aspar Team	KALEX	1'22.937	20 25	0.677 0.021	252.9
13	64 Mario AJI	INA	Idemitsu Honda Team Asia	KALEX	1'22.977	21 23	0.717 0.040	254.7
14	95 Collin VEIJER	NED	Red Bull KTM Ajo	KALEX	1'23.007	16 19	0.747 0.030	254.1
15	98 Jose Antonio RUEDA	SPA	Red Bull KTM Ajo	KALEX	1'23.007	18 21	0.747	252.9
16	32 Luca LUNETTA	ITA	MB Conveyors SpeedRS Team	BOSCOSCURO	1'23.138	3 21	0.878 0.131	254.1
17	3 Sergio GARCIA	SPA	ITALJET Gresini Moto2	KALEX	1'23.157	2 20	0.897 0.019	254.7
18	13 Celestino VIETTI	ITA	MB Conveyors SpeedRS Team	BOSCOSCURO	1'23.157	19 22	0.897	254.1
19	71 Ayumu SASAKI	JPN	Momoven Idrofoglia RW Racing Team	KALEX	1'23.200	2 16	0.940 0.043	252.9
20	85 Xabi ZURUTUZA	SPA	KLINT Racing Team	FORWARD	1'23.222	2 10	0.962 0.022	252.9
21	54 Alberto FERRANDEZ	SPA	BLU CRU Pramac Yamaha Moto2	BOSCOSCURO	1'23.258	2 14	0.998 0.036	252.3
22	99 Adrian HUERTAS	SPA	Italtrans Racing Team	KALEX	1'23.258	15 18	0.998	252.3
23	44 Aron CANET	SPA	ELF Marc VDS Racing Team	BOSCOSCURO	1'23.330	16 18	1.070 0.072	253.5
24	36 Angel PIQUERAS	SPA	QJMOTOR -R.O.M.E.A - MSI	KALEX	1'23.361	19 21	1.101 0.031	254.7
25	84 Zonta VD GOORBERGH	NED	Momoven Idrofoglia RW Racing Team	KALEX	1'23.435	13 21	1.175 0.074	249.4
26	9 Jorge NAVARRO	SPA	REDS Fantic Racing	KALEX	1'23.623	20 23	1.363 0.188	255.9
27	40 Milan PAWELEC	POL	ITALJET Gresini Moto2	KALEX	1'25.133	4 19	2.873 1.510	252.9

Practice condition: Dry

Air: 24°

Humidity: 48%

Ground: 43°

Fastest Lap:	Lap: 2	Izan GUEVARA	1'22.260	160.6 Km/h
Best Race Lap:	2025	Diogo MOREIRA	1'23.270	158.7 Km/h
All-Time Lap Record:	2026	Izan GUEVARA	1'22.260	160.6 Km/h

The results are provisional until the end of the limit for protest and appeals.

Time limit for protest expires 60' after publication of the results - Time: **15:00**

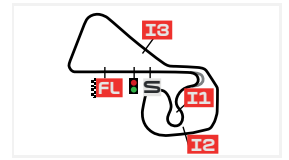
These data/results cannot be reproduced, stored and/or transmitted in whole or in part by any manner of electronic, mechanical, photocopying, recording, broadcasting or otherwise now known or herein after developed without the previous express consent by the copyright owner, except for reproduction in daily press and regular printed publications on sale to the public within 60 days of the event related to those data/results and always provided that copyright symbol appears together as follows below.

© MotoGP Sports Entertainment Group, 2026

Official MotoGP Timing by **TISSOT**

www.motogp.com

Sachsenring, Friday, July 10, 2026



Sachsenring

3671 m.

TOP SPEED & AVERAGE

LIQUI MOLY GRAND PRIX OF GERMANY

PRACTICE

#	Rider	Nation	Motorcycle	Top 5 speeds					Average	Top
9	Jorge NAVARRO	SPA	KALEX	255.9	254.7	252.9	252.9	252.9	253.9	255.9
12	Filip SALAC	CZE	KALEX	255.9	255.3	254.7	254.7	254.1	254.8	255.9
80	David ALONSO	COL	KALEX	255.9	255.3	254.7	254.7	254.1	254.6	255.9
72	Taiyo FURUSATO	JPN	KALEX	255.3	253.5	252.9	252.9	252.9	253.4	255.3
3	Sergio GARCIA	SPA	KALEX	254.7	253.5	251.7	251.7	251.1	252.5	254.7
14	Tony ARBOLINO	ITA	KALEX	254.7	254.7	254.1	254.1	254.1	254.3	254.7
28	Izan GUEVARA	SPA	BOSCOSCURO	254.7	254.1	254.1	253.5	252.9	253.6	254.7
36	Angel PIQUERAS	SPA	KALEX	254.7	254.1	254.1	252.9	252.3	253.4	254.7
64	Mario AJI	INA	KALEX	254.7	253.5	252.9	252.3	251.7	252.6	254.7
13	Celestino VIETTI	ITA	BOSCOSCURO	254.1	253.5	253.5	253.5	252.9	253.3	254.1
32	Luca LUNETTA	ITA	BOSCOSCURO	254.1	253.5	252.9	251.7	251.7	252.5	254.1
81	Senna AGIUS	AUS	KALEX	254.1	252.9	251.7	251.7	251.7	252.4	254.1
95	Collin VEIJER	NED	KALEX	254.1	252.9	252.9	252.9	252.3	252.7	254.1
18	Manuel GONZALEZ	SPA	KALEX	253.5	253.5	252.9	252.9	252.9	253.1	253.5
44	Aron CANET	SPA	BOSCOSCURO	253.5	252.9	252.3	251.7	251.7	252.4	253.5
53	Deniz ÖNCÜ	TUR	BOSCOSCURO	253.5	253.5	252.9	252.9	252.3	253.0	253.5
16	Joe ROBERTS	USA	KALEX	252.9	252.9	251.7	251.7	250.5	251.9	252.9
40	Milan PAWELEC	POL	KALEX	252.9	251.7	251.1	251.1	251.1	251.5	252.9
71	Ayumu SASAKI	JPN	KALEX	252.9	252.3	252.3	252.3	251.7	252.3	252.9
85	Xabi ZURUTUZA	SPA	FORWARD	252.9	252.9	252.3	252.3	251.1	252.3	252.9
96	Daniel HOLGADO	SPA	KALEX	252.9	251.1	251.1	250.5	250.5	251.1	252.9
98	Jose Antonio RUEDA	SPA	KALEX	252.9	252.9	252.9	252.9	252.3	252.6	252.9
11	Alex ESCRIG	SPA	FORWARD	252.3	251.1	251.1	251.1	251.1	251.3	252.3
54	Alberto FERRANDEZ	SPA	BOSCOSCURO	252.3	252.3	250.5	250.5	250.0	250.9	252.3
99	Adrian HUERTAS	SPA	KALEX	252.3	252.3	251.7	251.7	251.1	251.6	252.3
4	Ivan ORTOLA	SPA	KALEX	251.7	251.7	251.7	251.1	251.1	251.3	251.7
84	Zonta VD GOORBERGH	NED	KALEX	249.4	248.8	248.8	248.8	248.2	248.8	249.4

These data/results cannot be reproduced, stored and/or transmitted in whole or in part by any manner of electronic, mechanical, photocopying, recording, broadcasting or otherwise now known or herein after developed without the previous express consent by the copyright owner, except for reproduction in daily press and regular printed publications on sale to the public within 60 days of the event related to those data/results and always provided that copyright symbol appears together as follows below.

© MotoGP Sports Entertainment Group, 2026

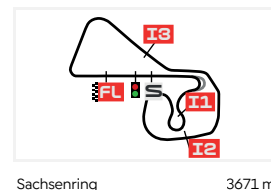
Official MotoGP Timing by www.motogp.com

Sachsenring, Friday, July 10, 2026

CHRONOLOGICAL ANALYSIS OF PERFORMANCES

LIQUI MOLY GRAND PRIX OF GERMANY

PRACTICE



* Lap / Sector time cancelled
P Crossing the finish line in pit lane

T1 Time from finish line to 1st intermediate
T2 Time from 1st intermed. to 2nd intermed.

T3 Time from 2nd intermed. to 3rd intermed.
T4 Time from 3rd intermediate to finish line

Lap	Lap Time	T1	T2	T3	T4	Speed	Lap	Lap Time	T1	T2	T3	T4	Speed
1st 28 Izan GUEVARA BLU CRU Pramac Yama SPA Runs=3 Total laps=14 Full laps=8 Valid laps=8							3rd 80 David ALONSO CFMOTO Azul Marino A COL Runs=2 Total laps=22 Full laps=19 Valid laps=19						
1	2'11.317	19.534	26.105	18.596	20.600		1	2'25.974	21.252	28.338	19.731	21.957	
2	1'22.260	18.549	25.002	18.255	20.454	252.9	2	1'22.475	18.731	25.118	18.108	20.518	255.3
3	1'29.044 P	18.703	27.005 *	18.353	24.983	252.3	3	1'23.548	18.773	25.605	18.461	20.709	254.7
4	11'32.007	19.197	25.779	18.548	20.743		4	1'22.736	18.685	25.335	18.199	20.517	254.1
5	1'23.170	18.634	25.435	18.374	20.727	254.1	5	1'23.768	18.750	25.580	18.670	20.768	254.1
6	1'23.256	18.704	25.433	18.334	20.785	254.1	6	1'23.781	18.805	25.542	18.482	20.952	253.5
7	1'23.784	18.824	25.570	18.503	20.887	254.7	7	1'24.687	18.830	26.252	18.746	20.859	254.1
8	1'23.834	18.833	25.705	18.504	20.792	253.5	8	1'24.102	18.869	25.848	18.551	20.834	252.9
9	1'23.904	18.832	25.674	18.440	20.958	252.9	9	1'24.064	18.932	25.781	18.481	20.870	252.9
10	1'27.193 P	18.926	25.548	18.503	24.216	251.1	10	1'24.166	18.883	25.774	18.572	20.937	250.5
11	10'06.423	18.186	25.629	18.377	20.790		11	1'23.954	18.922	25.698	18.538	20.796	254.1
12	1'29.045	18.662	25.122	20.322	24.939	252.3	12	1'23.734	18.789	25.609	18.467	20.869	254.7
13	1'22.891	18.764	25.236	18.277	20.614	252.9	13	1'23.934	18.894	25.648	18.427	20.965	252.9
14	1'28.619 P	18.901	26.917 *	18.423	24.378	251.1	14	1'24.216	18.975	25.735	18.585	20.921	250.0
2nd 4 Ivan ORTOLA QJMOTOR -R.O.M.E.A SPA Runs=3 Total laps=24 Full laps=19 Valid laps=17							15 1'24.812 19.096 26.041 18.556 21.119 254.1						
1	2'14.124	18.327	25.766	18.440	20.886		16	1'24.938	19.094	26.000	18.779	21.065	255.9
2	1'22.296	18.748	25.036	18.050	20.462	251.7	17	1'27.921 P	18.992	25.942	18.615	24.372	251.7
3	1'23.888 *	18.829	26.237 *	18.251	20.571	248.2	18	10'46.418	19.159	25.707	18.586	20.770	
4	1'23.617	18.804	25.411	18.234	21.168	250.0	19	1'22.475	18.597	25.234	18.118	20.526	251.7
5	1'23.393	18.820	25.362	18.510	20.701	248.8	20	1'22.783	18.661	25.242	18.270	20.610	252.9
6	1'23.473	18.826	25.540	18.340	20.767	248.8	21	1'23.270	18.671	25.490	18.363	20.746	252.9
7	1'23.491	18.818	25.583	18.309	20.781	250.0	22	1'23.558	18.743	25.694	18.441	20.680	253.5
8	1'23.748	18.861	25.577	18.544	20.766	250.5	4th 81 Senna AGIUS LIQUI MOLY Dynavolt AUS Runs=2 Total laps=22 Full laps=19 Valid laps=16						
9	1'23.822	18.876	25.814	18.423	20.709	250.0	1	1'46.471	18.526	25.914	18.561	20.634	
10	1'23.692	18.833	25.596	18.491	20.772	250.0	2	1'22.650	18.875	25.113	18.159	20.503	249.4
11	1'23.844	18.817	25.819	18.440	20.768	251.1	3	1'23.932 *	18.867	25.921 *	18.466	20.678	251.7
12	1'23.658	18.713	25.758	18.397	20.790	251.1	4	1'22.846	18.799	25.292	18.169	20.586	250.0
13	1'23.702	18.776	25.694	18.476	20.756	251.7	5	1'23.105	18.788	25.346	18.400	20.571	251.1
14	1'29.729 P	19.460	26.440	18.932	24.897	251.1	6	1'24.038 *	19.263	25.562	18.460	20.753 *	250.5
15	6'11.041	19.166	25.522	18.354	20.587		7	1'23.817	19.047	25.460	18.452	20.858	251.1
16	1'22.436	18.697	25.143	18.076	20.520	249.4	8	1'24.522	18.955	26.284	18.504	20.779	254.1
17	1'22.784 *	18.719	25.148	18.246 *	20.671	247.1	9	1'23.603	18.997	25.559	18.324	20.723	250.5
18	1'22.951	18.660	25.260	18.368	20.663	248.2	10	1'23.543	18.798	25.626	18.396	20.723	249.4
19	1'29.261 P	19.659	26.079	18.561	24.962	248.8	11	1'23.615	18.815	25.591	18.397	20.812	250.0
20	3'08.965	19.508	25.802	18.271	20.725		12	1'24.164	18.985	25.686	18.402	21.091	250.5
21	1'22.593	18.750	25.132	18.237	20.474	251.1	13	1'23.810	18.868	25.600	18.529	20.813	251.1
22	1'22.778	18.623	25.264	18.226	20.665	251.1	14	1'23.788 *	18.872	25.641	18.455 *	20.820	251.1
23	1'25.046	18.681	26.704	18.711	20.950	251.7	15	1'23.549	18.795	25.683	18.345	20.726	251.7
24	1'23.264	18.602	25.700	18.388	20.574	251.1							

Fastest Lap: Izan GUEVARA SPA BLU CRU Pramac Yamaha Moto2 **1'22.260** 18.549 25.002 18.255 20.454

These data/results cannot be reproduced, stored and/or transmitted in whole or in part by any manner of electronic, mechanical, photocopying, recording, broadcasting or otherwise now known or herein after developed without the previous express consent by the copyright owner, except for reproduction in daily press and regular printed publications on sale to the public within 60 days of the event related to those data/results and always provided that copyright symbol appears together as follows below.

© MotoGP Sports Entertainment Group, 2026

Official MotoGP Timing by

www.motogp.com

Sachsenring, Friday, July 10, 2026

Practice

Moto2™

Lap	Lap Time	T1	T2	T3	T4	Speed
16	1'28.981 P	18.849	26.203	19.044	24.885	251.7
17	10'30.352	18.562	25.814	18.559	20.585	
18	1'22.757	18.772	24.915	18.463	20.607	249.4
19	1'22.562	18.651	25.110	18.200	20.601	250.0
20	1'22.902	18.673	25.200	18.288	20.741	251.1
21	1'27.497	19.031	27.225	19.870	21.371	252.9
22	1'23.889	18.722	26.065	18.443	20.659	251.1

5th	18	Manuel GONZALEZ	LIQUI MOLY Dynavolt	SPA
		Runs=3	Total laps=23	Full laps=18 Valid laps=18

1	2'24.374	21.093	28.713	19.518	21.260	
2	1'23.387	18.831	25.417	18.449	20.690	250.0
3	1'23.350	18.700	25.587	18.391	20.672	251.1
4	1'23.358	18.727	25.552	18.337	20.742	250.0
5	1'23.598	18.697	25.518	18.552	20.831	251.1
6	1'23.872	18.734	25.696	18.520	20.922	250.0
7	1'27.610	18.807	28.235	19.080	21.488	250.5
8	1'23.725	18.755	25.616	18.459	20.895	252.3
9	1'23.709	18.736	25.706	18.403	20.864	251.7
10	1'23.977	18.749	25.714	18.607	20.907	251.1
11	1'24.021	18.835	25.774	18.501	20.911	253.5
12	1'24.224	18.722	25.830	18.549	21.123	252.9
13	1'31.072	22.660	27.974	19.038	21.400	247.1
14	1'28.958 P	18.834	25.926	18.703	25.495	251.7
15	5'50.248	20.311	28.509	19.184	23.995	
16	1'22.567	18.699	25.205	18.163	20.500	250.0
17	1'22.667	18.663	25.200	18.210	20.594	250.0
18	1'27.200 P	18.679	25.441	18.699	24.381	250.0
19	4'37.787	25.974	26.342	18.896	23.749	
20	1'32.525	18.627	28.134	21.965	23.799	252.9
21	1'22.688	18.704	25.205	18.209	20.570	251.1
22	1'24.112	18.539	25.319	18.463	21.791	252.9
23	1'23.159	18.573	25.460	18.381	20.745	253.5

6th	12	Filip SALAC	OnlyFans American Rac	CZE
		Runs=3	Total laps=24	Full laps=19 Valid laps=19

1	2'24.671	21.086	28.344	19.549	21.265	
2	1'24.513	18.724	25.442	18.583	21.764	253.5
3	1'23.916	18.631	25.840	18.430	21.015	253.5
4	1'22.596	18.587	25.195	18.213	20.601	254.7
5	1'23.189	18.688	25.320	18.373	20.808	254.1
6	1'27.976 P	19.007	25.829	18.516	24.624	254.7
7	4'12.791	20.797	26.251	18.890	21.250	
8	1'23.069	18.648	25.291	18.465	20.665	251.1
9	1'23.322	18.744	25.532	18.328	20.718	254.1
10	1'23.591	18.729	25.481	18.409	20.972	255.9
11	1'24.626	19.132	26.046	18.582	20.866	255.3
12	1'24.100	18.886	25.814	18.511	20.889	252.9
13	1'23.717	18.737	25.612	18.617	20.751	253.5
14	1'23.850	18.869	25.607	18.583	20.791	253.5
15	1'23.960	18.818	25.729	18.568	20.845	252.9
16	1'24.362	18.873	25.852	18.714	20.923	250.0
17	1'24.080	18.850	25.753	18.649	20.828	250.5
18	1'23.921	18.722	25.656	18.649	20.894	250.0
19	1'34.849 P	20.336	28.313	19.723	26.477	248.2

Lap	Lap Time	T1	T2	T3	T4	Speed
20	5'08.663	19.490	26.889	19.331	21.408	
21	1'23.316	18.719	25.462	18.530	20.605	250.5
22	1'22.866	18.657	25.290	18.415	20.504	252.9
23	1'23.127	18.663	25.469	18.435	20.560	252.9
24	1'30.642	18.623	30.210	19.736	22.073	252.3

7th	11	Alex ESCRIG	KLINT Racing Team	SPA
		Runs=2	Total laps=19	Full laps=16 Valid laps=14

1	2'13.292	25.086	28.697	18.735	22.381	
2	1'26.352	21.069	25.780	18.352	21.151	250.0
3	1'23.877 *	19.076	25.599 *	18.387	20.815	250.0
4	1'32.644	20.693	29.933	18.987	23.031	250.5
5	1'23.315	19.023	25.257	18.275	20.760	251.1
6	1'23.939	18.936	25.449	18.569	20.985	250.5
7	1'24.110	18.845	25.426	18.635	21.204	251.1
8	1'23.797	18.902	25.633	18.359	20.903	249.4
9	1'26.175	21.201	25.856	18.370	20.748	247.7
10	1'23.691	18.883	25.470	18.337	21.001	251.1
11	1'24.339	19.109	25.690	18.577	20.963	250.0
12	1'23.886	18.866	25.596	18.412	21.012	252.3
13	1'34.256 P	20.983	27.936	19.250	26.087	251.1
14	13'53.670	19.622	25.463	18.233	20.663	
15	1'22.634	18.910	25.138	18.022	20.564	248.8
16	1'22.746	18.775	25.200	18.120	20.651	250.0
17	1'30.261	18.931	32.173	18.372	20.785	249.4
18	1'28.625 *	18.884	27.770 *	20.728 *	21.243	251.1
19	1'26.620	18.918	27.911	18.732	21.059	251.1

8th	14	Tony ARBOLINO	REDS Fantic Racing	ITA
		Runs=2	Total laps=21	Full laps=18 Valid laps=18

1	2'25.357	20.065	27.913	20.263	23.214	
2	1'23.001	18.648	25.234	18.250	20.869	252.9
3	1'24.119	18.625	25.767	18.495	21.232	252.3
4	1'22.658	18.600	25.197	18.263	20.598	253.5
5	1'23.553	18.652	25.570	18.452	20.879	253.5
6	1'23.715	18.786	25.507	18.471	20.951	252.3
7	1'26.212	18.813	27.283	18.853	21.263	252.9
8	1'23.710	18.725	25.644	18.567	20.774	252.3
9	1'23.935	18.767	25.726	18.551	20.891	252.9
10	1'23.814	18.736	25.634	18.511	20.933	251.7
11	1'23.755	18.717	25.661	18.523	20.854	254.1
12	1'23.726	18.670	25.703	18.427	20.926	254.7
13	1'23.759	18.761	25.716	18.456	20.826	252.9
14	1'24.135	18.798	25.856	18.534	20.947	252.9
15	1'24.610	18.889	26.069	18.626	21.026	253.5
16	1'35.820 P	23.601	27.192	19.173	25.854	246.0
17	11'54.328	26.619	26.309	18.887	24.054	
18	1'32.434	18.605	27.284	21.961	24.584	254.1
19	1'22.659	18.536	25.323	18.293	20.507	254.7
20	1'23.229	18.551	25.514	18.361	20.803	254.1
21	1'23.550	18.655	25.659	18.440	20.796	252.3

9th	53	Deniz ÖNCÜ	ELF Marc VDS Racing T	TUR
		Runs=2	Total laps=18	Full laps=15 Valid laps=13

1	1'42.161	18.884	26.298	18.912	23.322	
---	----------	--------	--------	--------	--------	--

Fastest Lap: Izan GUEVARA SPA BLU CRU Pramac Yamaha Moto2 **1'22.260** 18.549 25.002 18.255 20.454

These data/results cannot be reproduced, stored and/or transmitted in whole or in part by any manner of electronic, mechanical, photocopying, recording, broadcasting or otherwise now known or herein after developed without the previous express consent by the copyright owner, except for reproduction in daily press and regular printed publications on sale to the public within 60 days of the event related to those data/results and always provided that copyright symbol appears together as follows below.

© MotoGP Sports Entertainment Group, 2026

Official MotoGP Timing by TISSOT

www.motogp.com

Sachsenring, Friday, July 10, 2026

Practice

Moto2™

Lap	Lap Time	T1	T2	T3	T4	Speed	Lap	Lap Time	T1	T2	T3	T4	Speed
2	1'23.092	18.784	25.361	18.397	20.550	250.0	11	1'23.362	18.686	25.422	18.463	20.791	248.2
3	1'23.216 *	18.653	25.455 *	18.334	20.774	253.5	12	1'29.937 P	19.493	26.509	18.958	24.977	247.7
4	1'23.830	18.904	25.534	18.428	20.964	253.5	13	6'00.409	19.633	26.312	19.332	21.583	
5	1'23.735	18.680	25.490	18.583	20.982	252.9	14	1'23.250	18.691	25.376	18.473	20.710	251.7
6	1'23.865	18.789	25.570	18.582	20.924	250.5	15	1'22.916	18.629	25.270	18.389	20.628	252.9
7	1'24.012	18.750	25.694	18.614	20.954	250.5	16	1'23.275	18.624	25.445	18.414	20.792	252.9
8	1'29.743	24.137	26.105	18.679	20.822	246.0	17	1'25.297	18.772	26.504	18.765	21.256	251.7
9	1'23.984	18.870	25.681	18.558	20.875	251.1	12th 96 Daniel HOLGADO CFMOTO Azul Marino A SPA						
10	1'23.866	18.795	25.683	18.540	20.848	250.5	Runs=2	Total laps=25	Full laps=22	Valid laps=22			
11	1'24.010	18.833	25.607	18.664	20.906	251.7	1	1'31.350	18.885	26.120	18.691	21.032	
12	1'24.563	18.908	25.782	18.640	21.233	251.7	2	1'22.986	18.839	25.355	18.262	20.530	247.7
13	1'33.123 P	20.069	27.190	19.581	26.283	251.1	3	1'23.090	18.847	25.408	18.317	20.518	248.8
14	16'23.981	18.410	25.220	18.450	20.676		4	1'22.980	18.785	25.298	18.278	20.619	248.8
15	1'22.758	18.649	25.207	18.316	20.586	252.9	5	1'23.283	18.743	25.341	18.240	20.959	248.2
16	1'23.364	18.738	25.470	18.419	20.737	251.7	6	1'23.551	18.888	25.481	18.447	20.735	246.5
17	1'25.037 *	18.641	27.084 *	18.608	20.704	252.3	7	1'23.538	18.869	25.459	18.431	20.779	248.8
18	1'24.018	18.774	25.820	18.546	20.878	251.7	8	1'23.270	18.833	25.513	18.303	20.621	248.2
10th 72 Taiyo FURUSATO Idemitsu Honda Team JPN							9	1'23.504	18.822	25.605	18.346	20.731	250.0
1	2'14.286	18.657	25.714	18.361	20.909		10	1'23.690	18.888	25.630	18.459	20.713	249.4
2	1'23.294	19.045	25.246	18.320	20.683	255.3	11	1'23.810	18.850	25.612	18.462	20.886	250.0
3	1'24.047 *	18.911	25.691 *	18.447	20.998	251.7	12	1'23.784	18.831	25.662	18.444	20.847	250.5
4	1'23.238	18.766	25.431	18.360	20.681	252.9	13	1'23.637	18.820	25.607	18.474	20.736	251.1
5	1'23.343	18.786	25.467	18.285	20.805	251.7	14	1'23.908	18.890	25.673	18.487	20.858	249.4
6	1'23.804	18.776	25.624	18.591	20.813	251.1	15	1'23.850	18.944	25.690	18.456	20.760	248.8
7	1'30.482 P	19.960	26.370	18.648	25.504	250.5	16	1'25.813	19.474	26.487	18.841	21.011	250.5
8	5'38.548	19.953	25.782	18.787	21.161		17	1'24.287	18.925	25.853	18.604	20.905	250.0
9	1'24.538	18.741	25.533	18.494	21.770	252.9	18	1'31.587 P	18.988	25.826	20.333	26.440	250.0
10	1'23.156	18.664	25.507	18.270	20.715	252.9	19	6'34.548	20.086	26.226	18.875	20.848	
11	1'24.859	18.848	26.677	18.557	20.777	251.7	20	1'22.937	18.838	25.285	18.164	20.650	247.1
12	1'24.143	18.922	25.878	18.375	20.968	252.9	21	1'23.092	18.905	25.248	18.158	20.781	249.4
13	1'38.811 P	25.082	28.107	19.330	26.292	250.5	22	1'22.985	18.646	25.306	18.239	20.794	250.5
14	5'46.534	20.502	28.730	18.703	21.683		23	1'22.939	18.578	25.310	18.308	20.743	252.9
15	1'22.876	18.766	25.302	18.179	20.629	250.0	24	1'23.214	18.625	25.498	18.335	20.756	251.1
16	1'25.395	18.801	26.850	18.561	21.183	251.7	25	1'27.678	19.019	28.554	19.106	20.999	248.2
17	1'26.092	20.235	26.373	18.510	20.974	250.5	13th 64 Mario AJI Idemitsu Honda Team INA						
18	1'23.690 *	18.868	25.775 *	18.300	20.747	250.5	Runs=3	Total laps=23	Full laps=18	Valid laps=16			
19	1'23.563	18.788	25.651	18.368	20.756	252.3	1	1'39.576	20.758	26.575	19.400	21.211	
20	1'23.684	18.789	25.646	18.382	20.867	253.5	2	1'24.157	19.110	25.561	18.607	20.879	253.5
21	1'25.061 *	18.900	26.713 *	18.631	20.817	250.5	3	1'24.277 *	18.957	25.961 *	18.503	20.856	252.9
22	1'24.373 *	18.827	26.128 *	18.448	20.970	251.1	4	1'23.460	18.894	25.259	18.494	20.813	251.1
11th 16 Joe ROBERTS OnlyFans American Rac USA							5	1'24.747	19.052	25.500	18.580	21.615	251.1
1	8'31.769	23.517	26.535	19.066	22.057		6	1'24.225	19.187	25.546	18.618	20.874	246.0
2	1'23.980	19.002	25.529	18.563	20.886	249.4	7	1'24.210	19.019	25.644	18.662	20.885	250.5
3	1'23.700	18.717	25.604	18.527	20.852	250.0	8	1'24.092	19.113	25.571	18.565	20.843	250.0
4	1'24.295	18.759	25.584	18.582	21.370	250.5	9	1'33.580 P	20.736	28.999 *	19.096	24.749	249.4
5	1'24.440	18.736	25.580	18.886	21.238	250.0	10	4'47.427	23.040	25.709	18.470	22.207	
6	1'24.309	18.771	25.725	18.785	21.028	248.8	11	1'25.434	19.503	26.280	18.839	20.812	254.7
7	1'30.074 P	18.976	26.124	18.982	25.992	247.7	12	1'23.937	18.973	25.623	18.459	20.882	250.5
8	7'03.086	24.846	26.666	18.753	20.904		13	1'24.127	19.031	25.590	18.496	21.010	251.1
9	1'23.321	18.734	25.461	18.323	20.803	248.8	14	1'26.854	19.366	27.316	19.205	20.967	250.0
10	1'23.405	18.745	25.432	18.430	20.798	247.1	15	1'24.396	19.025	25.767	18.622	20.982	248.8
Fastest Lap: Izan GUEVARA SPA BLU CRU Pramac Yamaha Moto2 1'22.260 18.549 25.002 18.255 20.454							16	1'24.839	19.211	25.789	18.756	21.083	248.8
							17	1'24.550	19.000	25.696	18.710	21.144	248.8

These data/results cannot be reproduced, stored and/or transmitted in whole or in part by any manner of electronic, mechanical, photocopying, recording, broadcasting or otherwise now known or herein after developed without the previous express consent by the copyright owner, except for reproduction in daily press and regular printed publications on sale to the public within 60 days of the event related to those data/results and always provided that copyright symbol appears together as follows below.

© MotoGP Sports Entertainment Group, 2026

Official MotoGP Timing by  TISSOT

www.motogp.com

Sachsenring, Friday, July 10, 2026

Page 3 of 6

Practice

Moto2™

Lap	Lap Time	T1	T2	T3	T4	Speed
18	1'31.202 P	19.385	26.985	19.239	25.593	248.2
19	5'53.018	20.426	25.391	18.378	20.746	
20	1'27.973	18.744	26.110	18.533	24.586	252.3
21	1'22.977	18.765	25.106	18.332	20.774	251.7
22	1'26.976 *	19.128	28.612 *	18.491	20.745	251.7
23	1'25.610	18.908	26.638	18.991	21.073	251.7

14th 95 Collin VEIJER Red Bull KTM Ajo NED
Runs=3 Total laps=19 Full laps=13 Valid laps=12

1	2'26.238	21.409	27.939	19.607	22.045	
2	1'24.422	18.985	25.662	18.762	21.013	254.1
3	1'24.642	19.052	25.935	18.624	21.031	252.3
4	1'24.506	19.070	25.954	18.566	20.916	252.9
5	1'24.381	19.020	25.869	18.638	20.854	252.3
6	1'24.685	18.999	25.842	18.651	21.193	251.1
7	1'29.138 P	19.136	25.947	18.651	25.404	250.5
8	6'01.480	21.404	26.054	18.927	21.262	
9	1'23.692 *	18.900	25.280	18.408 *	21.104	252.9
10	1'23.364	18.832	25.391	18.399	20.742	252.3
11	1'23.646	18.760	25.544	18.458	20.884	252.9
12	1'23.381	18.774	25.402	18.421	20.784	252.3
13	1'28.442 P	18.791	25.542	18.464	25.645	251.1
14	7'49.197	18.986	26.110	18.737	20.731	
15	1'23.116	18.868	25.247	18.363	20.638	248.8
16	1'23.007	18.730	25.254	18.367	20.656	250.5
17	1'23.061	18.611	25.348	18.382	20.720	250.5
18	1'23.007	18.675	25.284	18.344	20.704	249.4
19	5'56.426 P	18.630	4'17.545	29.092	51.159	252.3

15th 98 Jose Antonio RUEDA Red Bull KTM Ajo SPA
Runs=3 Total laps=21 Full laps=16 Valid laps=14

1	1'43.350	18.618	26.518	19.147	21.305	
2	1'25.235	19.406	25.983	18.730	21.116	250.0
3	1'25.117 *	19.257	26.006 *	18.838	21.016	250.0
4	1'24.860	19.196	25.863	18.771	21.030	251.7
5	1'24.423	19.182	25.751	18.532	20.958	252.3
6	1'24.443	19.132	25.825	18.590	20.896	251.1
7	1'28.314 P	19.158	26.030	18.740	24.386	252.9
8	6'45.310	18.623	25.814	18.507	20.701	
9	1'23.399	18.885	25.424	18.410	20.680	252.9
10	1'23.342	18.941	25.384	18.295	20.722	252.9
11	1'23.388	18.948	25.441	18.336	20.663	252.3
12	1'23.611	19.010	25.473	18.382	20.746	252.3
13	1'24.449 *	18.920	25.570	19.084 *	20.875	250.5
14	1'28.693 P	19.125	25.527	18.606	25.435	250.5
15	6'24.432	18.358	25.528	18.540	20.614	
16	1'23.102	18.971	25.353	18.212	20.566	249.4
17	1'23.055	18.796	25.381	18.259	20.619	251.7
18	1'23.007	18.784	25.398	18.263	20.562	251.7
19	1'23.398	18.775	25.491	18.380	20.752	252.9
20	1'27.977	18.887	26.767	18.838	23.485	252.3
21	1'24.547	18.950	26.288	18.462	20.847	251.7

16th 32 Luca LUNETTA MB Conveyors SpeedRS ITA
Runs=3 Total laps=21 Full laps=16 Valid laps=15

1	1'31.202 P	19.385	26.985	19.239	25.593	248.2
---	------------	--------	--------	--------	--------	-------

Lap	Lap Time	T1	T2	T3	T4	Speed
1	1'31.850	19.087	26.029	18.707	21.150	
2	1'23.145	18.978	25.289	18.276	20.602	251.1
3	1'23.138	18.823	25.353	18.321	20.641	251.1
4	1'24.905	18.790	25.335	18.907	21.873	251.1
5	1'23.905	18.977	25.601	18.519	20.808	250.5
6	1'24.009	18.967	25.607	18.543	20.892	250.0
7	1'24.046	18.948	25.597	18.638	20.863	250.5
8	1'23.895	18.862	25.614	18.602	20.817	251.7
9	1'24.046	18.951	25.757	18.588	20.750	251.1
10	1'29.628 P	18.901	25.966	19.014	25.747	250.5
11	8'08.476	19.822	26.321	18.964	21.288	
12	1'24.910	19.132	25.970	18.636	21.172	248.8
13	1'24.688	19.126	25.814	18.644	21.104	249.4
14	1'28.674 P	19.057	25.853	18.686	25.078	249.4
15	5'17.446	19.785	26.109	18.917	20.913	
16	1'24.445	19.134	25.353	18.562	21.396	252.9
17	1'23.942	18.984	25.460	18.673	20.825	251.7
18	1'23.751	18.803	25.436	18.632	20.880	251.7
19	1'24.271	18.840	25.443	18.566	21.422	253.5
20	1'25.718 *	19.018	26.892 *	18.804	21.004	254.1
21	1'27.244	18.867	28.360	18.830	21.187	251.7

17th 3 Sergio GARCIA ITALJET Gresini Moto2 SPA
Runs=3 Total laps=20 Full laps=15 Valid laps=14

1	1'32.697	18.793	25.938	18.759	21.656	
2	1'23.157	18.832	25.229	18.437	20.659	251.1
3	1'26.293	18.908	25.785	18.529	23.071	251.7
4	1'31.056	18.905	29.403	18.905	23.843	250.5
5	1'24.124	18.813	25.718	18.539	21.054	253.5
6	1'24.311	18.908	25.710	18.634	21.059	250.5
7	1'24.040	18.926	25.712	18.546	20.856	248.8
8	1'24.173	18.874	25.794	18.652	20.853	250.0
9	1'31.034 P	20.611	26.789	19.056	24.578	250.5
10	6'26.279	20.948	26.535	18.738	21.115	
11	1'24.789	19.097	25.937	18.815	20.940	247.7
12	1'24.710	19.037	26.016	18.677	20.980	249.4
13	1'30.265 P	19.109	25.997	18.843	26.316	248.8
14	8'09.711	20.897	27.125	18.753	21.201	
15	1'23.411	18.888	25.366	18.491	20.666	248.2
16	1'23.347	18.814	25.339	18.455	20.739	248.2
17	1'23.545	18.738	25.421	18.546	20.840	250.0
18	1'26.387	18.815	25.548	18.481	23.543	251.7
19	1'27.345 *	18.979	27.786 *	19.377	21.203	254.7
20	1'25.565	18.857	26.203	19.128	21.377	250.5

18th 13 Celestino VIETTI MB Conveyors SpeedRS ITA
Runs=4 Total laps=22 Full laps=15 Valid laps=14

1	1'39.266	21.320	26.681	19.438	21.048	
2	1'24.134	19.095	25.753	18.556	20.730	251.7
3	1'23.942 *	18.855	25.658 *	18.548	20.881	252.3
4	1'23.912	18.888	25.675	18.553	20.796	250.5
5	1'25.368	18.776	25.685	18.648	22.259	252.9
6	1'29.014	22.968	26.137	18.896	21.013	254.1
7	1'32.083 P	18.924	25.720	18.683	28.756	252.9
8	4'37.709	21.109	26.483	18.892	20.986	

Fastest Lap: Izan GUEVARA SPA BLU CRU Pramac Yamaha Moto2 1'22.260 18.549 25.002 18.255 20.454

These data/results cannot be reproduced, stored and/or transmitted in whole or in part by any manner of electronic, mechanical, photocopying, recording, broadcasting or otherwise now known or herein after developed without the previous express consent by the copyright owner, except for reproduction in daily press and regular printed publications on sale to the public within 60 days of the event related to those data/results and always provided that copyright symbol appears together as follows below.

© MotoGP Sports Entertainment Group, 2026

Official MotoGP Timing by TISSOT

www.motogp.com

Sachsenring, Friday, July 10, 2026

Page 4 of 6

Practice

Moto2™

Lap	Lap Time	T1	T2	T3	T4	Speed
9	1'24.634	19.055	25.951	18.682	20.946	251.7
10	1'24.189	18.783	25.865	18.689	20.852	252.9
11	1'24.437	18.867	25.956	18.690	20.924	253.5
12	1'30.844 P	21.759	26.197	18.725	24.163	252.3
13	4'12.482	20.286	25.920	18.654	20.828	
14	1'23.470	18.858	25.490	18.445	20.677	250.5
15	1'23.389	18.787	25.457	18.462	20.683	251.1
16	1'27.397 P	18.732	25.543	18.461	24.661	253.5
17	4'47.534	19.587	25.850	18.575	20.788	
18	1'28.066	18.780	25.506	22.426	21.354	250.0
19	1'23.157	18.613	25.485	18.480	20.579	251.7
20	1'31.820	18.626	25.524	18.549	29.121	253.5
21	1'23.968	18.807	25.658	18.642	20.861	251.1
22	1'28.649	18.798	28.818	18.702	22.331	252.3

19th 71		Ayumu SASAKI		Momoven Idrofoglia R		JPN
Runs=2	Total laps=16	Full laps=13	Valid laps=10			
1	1'47.313	18.395	26.011	18.654	20.801	
2	1'23.200	18.834	25.301	18.352	20.713	251.1
3	1'24.038 *	19.011	25.652 *	18.629	20.746	249.4
4	1'23.566	18.943	25.457	18.399	20.767	252.3
5	1'23.867	19.001	25.554	18.459	20.853	250.0
6	1'24.143	19.002	25.706	18.601	20.834	248.8
7	1'24.180	18.903	25.765	18.604	20.908	252.3
8	1'24.297	19.024	25.770	18.562	20.941	250.0
9	1'33.710 P	21.835	26.781	19.231	25.863	250.0
10	1'15.982	21.166	26.357	18.850	20.923	
11	1'23.216 *	18.939	25.280	18.270	20.727 *	247.1
12	1'23.422	18.857	25.437	18.422	20.706	247.7
13	1'25.585	18.850	25.371	18.437	22.927	250.5
14	1'23.678	18.872	25.508	18.426	20.872	252.9
15	1'25.550 *	19.059	26.890 *	18.674	20.927	251.7
16	1'25.693	18.947	26.518	18.986	21.242	252.3

20th 85		Xabi ZURUTUZA		KLINT Racing Team		SPA
Runs=2	Total laps=10	Full laps=7	Valid laps=7			
1	1'32.258	18.306	25.879	18.680	21.106	
2	1'23.222	18.961	25.272	18.256	20.733	252.9
3	3'32.528 P	18.908	2'25.566	20.684	27.370	252.3
4	26'06.519	19.111	26.173	18.813	21.307	
5	1'23.902	19.125	25.539	18.505	20.733	247.7
6	1'26.175	19.924	26.899	18.400	20.952	251.1
7	1'25.349	19.046	25.512	18.502	22.289	250.0
8	1'24.014	19.042	25.554	18.532	20.886	252.3
9	1'27.025	20.439	26.321	18.670	21.595	250.5
10	1'26.138	18.970	27.246	18.840	21.082	252.9

21st 54		Alberto FERRANDEZ		BLU CRU Pramac Yamaha		SPA
Runs=3	Total laps=14	Full laps=9	Valid laps=3			
1	2'12.787	18.000	25.675	18.548	20.984	
2	1'23.258	18.814	25.188	18.335	20.921	249.4
3	1'25.096 *	18.862	26.950 *	18.452	20.832	252.3
4	1'35.964 P	18.759	25.818	24.828	26.559	250.0
5	9'58.264	18.987	25.988	18.675	20.993	
6	1'24.291	18.934	25.739	18.667	20.951	250.0

Lap	Lap Time	T1	T2	T3	T4	Speed
7	1'24.376 *	18.905	25.896 *	18.696	20.879	250.5
8	1'24.805 *	18.938	25.880	18.955 *	21.032	250.5
9	1'30.451 P	18.979	25.864	18.820	26.788	249.4
10	12'47.041	18.136	25.671	18.408	20.710	
11	1'29.005 *	18.714	25.257	18.654 *	26.380	249.4
12	1'23.368	18.911	25.238	18.450	20.769	252.3
13	1'25.053 *	18.801	26.770 *	18.520	20.962	248.2
14	1'30.598 *	18.844	27.752 *	19.182	24.820	248.2

22nd 99		Adrian HUERTAS		Italtrans Racing Team		SPA
Runs=3	Total laps=18	Full laps=13	Valid laps=11			
1	2'12.203	20.789	26.486	18.659	20.946	
2	1'23.637	18.906	25.400	18.446	20.885	250.5
3	1'25.478 *	18.938	27.276 *	18.384	20.880	249.4
4	1'23.766	18.898	25.460	18.463	20.945	251.7
5	1'28.437 P	18.884	25.509	18.621	25.423	251.7
6	10'32.183	19.623	28.372	18.690	22.612	
7	1'24.389	19.024	25.873	18.535	20.957	250.0
8	1'24.270	18.869	25.940	18.524	20.937	249.4
9	1'24.359	18.946	25.909	18.507	20.997	250.5
10	1'27.364	19.034	28.638	18.687	21.005	250.5
11	1'28.826 P	18.945	26.610	18.871	24.400	251.1
12	6'22.140	19.270	27.249	18.819	21.062	
13	1'23.615	19.018	25.498	18.328	20.771	250.0
14	1'23.648	18.933	25.592	18.289	20.834	249.4
15	1'23.258	18.766	25.498	18.278	20.716	251.1
16	1'23.716	18.857	25.628	18.340	20.891	252.3
17	1'29.736 *	18.853	29.250 *	19.583	22.050	251.1
18	1'26.379	18.865	27.943	18.635	20.936	252.3

23rd 44		Aron CANET		ELF Marc VDS Racing T		SPA
Runs=3	Total laps=18	Full laps=13	Valid laps=11			
1	1'39.463	18.960	25.712	18.922	21.034	
2	1'24.037	19.025	25.701	18.564	20.747	251.7
3	1'24.137 *	18.878	25.884 *	18.475	20.900	253.5
4	1'23.760	18.796	25.551	18.570	20.843	250.5
5	1'24.000	18.835	25.641	18.576	20.948	252.9
6	1'27.606	18.951	28.528	19.157	20.970	248.2
7	1'23.788	18.938	25.567	18.395	20.888	250.0
8	1'34.468 P	20.329	28.692	19.137	26.310	252.3
9	6'16.962	21.570	25.982	19.038	22.497	
10	1'24.332	18.925	25.706	18.690	21.011	251.7
11	1'24.399	18.977	25.787	18.692	20.943	248.8
12	1'24.375	18.908	25.863	18.600	21.004	250.5
13	1'33.434 P	19.901	27.530	18.991	27.012	250.5
14	11'22.855	18.324	25.476	18.913	20.864	
15	1'28.054	18.724	25.931	18.623	24.776	251.1
16	1'23.330	18.791	25.343	18.390	20.806	251.1
17	1'26.240 *	20.525	26.289 *	18.511	20.915	250.0
18	1'28.554	18.985	28.339	19.278	21.952	250.0

24th 36		Angel PIQUERAS		QJMOTOR -R.O.M.E.A		SPA
Runs=2	Total laps=21	Full laps=18	Valid laps=16			
1	2'14.445	19.559	26.111	18.812	21.585	
2	1'24.217	19.221	25.523	18.661	20.812	254.7

Fastest Lap: Izan GUEVARA SPA BLU CRU Pramac Yamaha Moto2 **1'22.260** 18.549 25.002 18.255 20.454

These data/results cannot be reproduced, stored and/or transmitted in whole or in part by any manner of electronic, mechanical, photocopying, recording, broadcasting or otherwise now known or herein after developed without the previous express consent by the copyright owner, except for reproduction in daily press and regular printed publications on sale to the public within 60 days of the event related to those data/results and always provided that copyright symbol appears together as follows below.

© MotoGP Sports Entertainment Group, 2026

Official MotoGP Timing by TISSOT

www.motogp.com

Sachsenring, Friday, July 10, 2026

Practice

Moto2™

Lap	Lap Time	T1	T2	T3	T4	Speed	Lap	Lap Time	T1	T2	T3	T4	Speed
3	1'24.744 *	19.155	26.017 *	18.712	20.860	250.0	10	1'24.991	19.014	26.114	18.746	21.117	250.5
4	1'24.109	19.055	25.682	18.568	20.804	250.5	11	1'24.884	19.009	26.045	18.717	21.113	251.7
5	1'25.286	18.903	26.573	18.782	21.028	249.4	12	1'24.893	18.912	26.076	18.753	21.152	251.7
6	1'24.397	18.866	25.772	18.733	21.026	248.8	13	1'25.408	18.897	26.149	19.229	21.133	251.1
7	1'24.442	19.059	25.817	18.670	20.896	249.4	14	1'25.095	18.981	26.156	18.846	21.112	251.1
8	1'24.798	19.005	25.971	18.820	21.002	247.7	15	1'25.054	18.949	26.261	18.838	21.006	251.7
9	1'24.648	19.050	25.887	18.753	20.958	250.0	16	1'24.991	19.016	26.157	18.756	21.062	251.1
10	1'24.653	19.030	25.861	18.720	21.042	248.2	17	1'25.316	19.042	26.205	18.857	21.212	250.5
11	1'24.585	19.038	25.873	18.758	20.916	251.7	18	1'34.566 P	20.867	27.678	19.862	26.159	242.6
12	1'24.224	18.906	25.781	18.672	20.865	254.1	19	8'46.282	22.276	26.296	18.724	21.179	
13	1'24.294	18.902	25.847	18.635	20.910	252.9	20	1'23.623	18.758	25.441	18.526	20.898	251.1
14	1'25.865	19.129	26.873	18.756	21.107	251.1	21	1'23.662	18.752	25.602	18.470	20.838	252.9
15	1'25.126	19.163	26.110	18.714	21.139	248.8	22	1'29.514	18.824	28.093	19.245	23.352	251.7
16	1'39.278 P	20.095	29.512 *	23.044	26.627	250.0	23	1'27.435	18.790	27.207	19.169	22.269	252.9
17	11'51.293	19.959	26.023	18.737	25.986								
18	1'32.455	19.040	26.070	21.582	25.763	249.4							
19	1'23.361	18.785	25.405	18.418	20.753	254.1							
20	1'23.712 *	18.790	25.508	18.525	20.889 *	252.3							
21	1'27.572	20.259	26.745	19.157	21.411	252.3							

25th 84 Zonta VD GOORBERGH Momoven Idrofoglia R NED
 Runs=3 Total laps=21 Full laps=16 Valid laps=14

1	1'52.931	18.745	25.972	18.398	21.110	
2	1'23.517	18.979	25.398	18.384	20.756	247.1
3	1'25.142 *	18.961	26.166 *	19.147	20.868	248.8
4	1'24.529	18.846	25.867	18.901	20.915	246.0
5	1'23.957	18.911	25.611	18.538	20.897	247.7
6	1'29.533 P	18.994	26.994	18.718	24.827	246.5
7	6'33.571	18.755	26.261	18.556	20.917	
8	1'24.812	19.006	25.932	18.722	21.152	249.4
9	1'24.471	18.946	25.904	18.631	20.990	247.7
10	1'32.527 P	18.876	29.791	18.991	24.869	247.7
11	6'50.143	18.908	25.927	18.555	21.174	
12	1'23.728	18.888	25.529	18.486	20.825	247.1
13	1'23.435	18.841	25.524	18.390	20.680	246.5
14	1'23.957	18.800	25.730	18.582	20.845	246.0
15	1'24.083	18.830	25.640	18.703	20.910	246.0
16	1'29.527	20.496	28.822	18.956	21.253	245.4
17	1'24.869	19.082	25.950	18.778	21.059	247.1
18	1'24.636	18.993	25.825	18.751	21.067	248.8
19	1'24.464	18.916	25.809	18.711	21.028	248.8
20	1'26.136 *	18.981	26.170 *	18.887	22.098	248.2
21	1'25.611	18.932	26.346	19.052	21.281	247.7

26th 9 Jorge NAVARRO REDS Fantic Racing SPA
 Runs=2 Total laps=23 Full laps=20 Valid laps=19

1	1'39.792	20.621	26.668	19.450	21.054	
2	1'24.130	19.093	25.601	18.489	20.947	255.9
3	1'24.416 *	19.215	25.783 *	18.478	20.940	254.7
4	1'24.327	19.209	25.654	18.513	20.951	251.7
5	1'24.813	18.918	25.961	18.656	21.278	252.9
6	1'24.534	18.995	25.870	18.674	20.995	251.1
7	1'24.621	18.936	25.967	18.706	21.012	250.5
8	1'29.893	18.936	30.557	19.096	21.304	251.1
9	1'24.752	19.015	26.008	18.675	21.054	250.5

27th 40 Milan PAWELEC ITALJET Gresini Moto2 POL
 Runs=3 Total laps=19 Full laps=14 Valid laps=12

1	1'48.583	20.655	27.123	19.008	21.055	
2	1'26.623	19.656	26.845	18.935	21.187	246.5
3	1'26.660 *	19.600	26.694 *	19.194	21.172	249.4
4	1'25.133	19.249	26.149	18.771	20.964	252.9
5	1'25.263	19.300	26.054	18.950	20.959	251.1
6	1'56.531 P	19.461	26.209	42.168	28.693	250.0
7	6'23.104	21.911	27.228	20.302	21.194	
8	1'25.648	19.374	26.290	18.884	21.100	250.0
9	1'25.673	19.472	26.347	18.858	20.996	250.5
10	1'25.507	19.312	26.228	18.978	20.989	251.1
11	1'25.589	19.206	26.428	18.834	21.121	251.1
12	1'33.585 P	20.749	27.308	19.290	26.238	249.4
13	8'51.400	19.851	26.476	18.932	20.876	
14	1'25.502	19.353	26.332	18.762	21.055	247.7
15	1'25.385	19.389	26.054	18.979	20.963	248.8
16	1'25.456	19.372	26.239	18.833	21.012	249.4
17	1'25.251	19.359	26.217	18.768	20.907	251.7
18	1'27.139 *	19.238	27.449 *	19.393	21.059	251.1
19	1'27.744	19.642	27.442	19.239	21.421	249.4

Fastest Lap: Izan GUEVARA SPA BLU CRU Pramac Yamaha Moto2 1'22.260 18.549 25.002 18.255 20.454

These data/results cannot be reproduced, stored and/or transmitted in whole or in part by any manner of electronic, mechanical, photocopying, recording, broadcasting or otherwise now known or herein after developed without the previous express consent by the copyright owner, except for reproduction in daily press and regular printed publications on sale to the public within 60 days of the event related to those data/results and always provided that copyright symbol appears together as follows below.

© MotoGP Sports Entertainment Group, 2026

Official MotoGP Timing by **TISSOT**

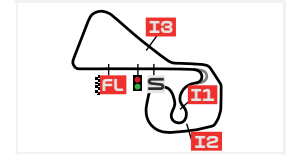
www.motogp.com

Sachsenring, Friday, July 10, 2026

Page 6 of 6

BEST PARTIAL TIMES

LIQUI MOLY GRAND PRIX OF GERMANY PRACTICE



Sachsenring

3671 m.

IT Ideal Lap Time, sum of the best partial times

BT Best Lap Time

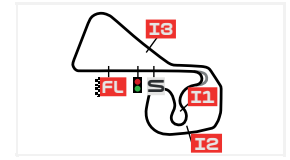
Pos	T1		T2		T3		T4		Pos	IT		BT
	Rider	Time	Rider	Time	Rider	Time	Rider	Time		Rider	Time	
1	T.ARBOLINO	18.536	S.AGIUS	24.915	A.ESCRIG	18.022	I.GUEVARA	20.454	1	I.ORTOLA	1'22.150	(2)
2	M.GONZALEZ	18.539	I.GUEVARA	25.002	I.ORTOLA	18.050	I.ORTOLA	20.462	2	S.AGIUS	1'22.228	(4)
3	I.GUEVARA	18.549	I.ORTOLA	25.036	D.ALONSO	18.108	M.GONZALEZ	20.500	3	I.GUEVARA	1'22.260	(1)
4	D.HOLGADO	18.578	M.AJI	25.106	D.HOLGADO	18.158	S.AGIUS	20.503	4	D.ALONSO	1'22.340	(3)
5	F.SALAC	18.587	D.ALONSO	25.118	S.AGIUS	18.159	F.SALAC	20.504	5	M.GONZALEZ	1'22.402	(5)
6	D.ALONSO	18.597	A.ESCRIG	25.138	M.GONZALEZ	18.163	T.ARBOLINO	20.507	6	T.ARBOLINO	1'22.490	(8)
7	I.ORTOLA	18.602	A.FERRANDEZ	25.188	T.FURUSATO	18.179	D.ALONSO	20.517	7	A.ESCRIG	1'22.499	(7)
8	C.VEIJER	18.611	F.SALAC	25.195	J.RUEDA	18.212	D.HOLGADO	20.518	7	F.SALAC	1'22.499	(6)
9	C.VIETTI	18.613	T.ARBOLINO	25.197	F.SALAC	18.213	D.ÖNCÜ	20.550	9	D.HOLGADO	1'22.502	(12)
10	J.ROBERTS	18.624	M.GONZALEZ	25.200	T.ARBOLINO	18.250	J.RUEDA	20.562	10	D.ÖNCÜ	1'22.714	(9)
11	D.ÖNCÜ	18.641	D.ÖNCÜ	25.207	I.GUEVARA	18.255	A.ESCRIG	20.564	11	T.FURUSATO	1'22.718	(10)
12	S.AGIUS	18.651	S.GARCIA	25.229	X.ZURUTUZA	18.256	C.VIETTI	20.579	12	C.VEIJER	1'22.840	(14)
13	T.FURUSATO	18.664	T.FURUSATO	25.246	A.SASAKI	18.270	L.LUNETTA	20.602	13	J.ROBERTS	1'22.845	(11)
14	A.FERRANDEZ	18.714	C.VEIJER	25.247	L.LUNETTA	18.276	J.ROBERTS	20.628	14	J.RUEDA	1'22.902	(15)
15	A.CANET	18.724	D.HOLGADO	25.248	A.HUERTAS	18.278	T.FURUSATO	20.629	15	M.AJI	1'22.927	(13)
16	S.GARCIA	18.738	J.ROBERTS	25.270	D.ÖNCÜ	18.316	C.VEIJER	20.638	16	A.FERRANDEZ	1'22.947	(21)
17	M.AJI	18.744	X.ZURUTUZA	25.272	J.ROBERTS	18.323	S.GARCIA	20.659	17	L.LUNETTA	1'22.957	(16)
18	J.NAVARRO	18.752	A.SASAKI	25.280	M.AJI	18.332	Z.VD GOORBER	20.680	18	S.GARCIA	1'23.063	(17)
19	A.HUERTAS	18.766	L.LUNETTA	25.289	A.FERRANDEZ	18.335	A.SASAKI	20.706	19	A.SASAKI	1'23.090	(19)
20	A.ESCRIG	18.775	A.CANET	25.343	C.VEIJER	18.344	A.FERRANDEZ	20.710	20	C.VIETTI	1'23.094	(18)
21	J.RUEDA	18.775	J.RUEDA	25.353	Z.VD GOORBER	18.384	A.HUERTAS	20.716	21	A.HUERTAS	1'23.160	(22)
22	A.PIQUERAS	18.785	Z.VD GOORBER	25.398	A.CANET	18.390	X.ZURUTUZA	20.733	22	X.ZURUTUZA	1'23.169	(20)
23	L.LUNETTA	18.790	A.HUERTAS	25.400	A.PIQUERAS	18.418	M.AJI	20.745	23	A.CANET	1'23.204	(23)
24	Z.VD GOORBER	18.800	A.PIQUERAS	25.405	S.GARCIA	18.437	A.CANET	20.747	24	Z.VD GOORBERGH	1'23.262	(25)
25	A.SASAKI	18.834	J.NAVARRO	25.441	C.VIETTI	18.445	A.PIQUERAS	20.753	25	A.PIQUERAS	1'23.361	(24)

These data/results cannot be reproduced, stored and/or transmitted in whole or in part by any manner of electronic, mechanical, photocopying, recording, broadcasting or otherwise now known or herein after developed without the previous express consent by the copyright owner, except for reproduction in daily press and regular printed publications on sale to the public within 60 days of the event related to those data/results and always provided that copyright symbol appears together as follows below.

© MotoGP Sports Entertainment Group, 2026

BEST PARTIAL TIMES

LIQUI MOLY GRAND PRIX OF GERMANY PRACTICE



Sachsenring

3671 m.

IT Ideal Lap Time, sum of the best partial times

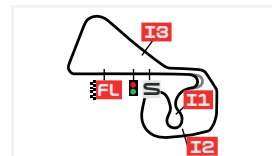
BT Best Lap Time

Pos	T1		T2		T3		T4		Pos	Rider	IT	BT	
	Rider	Time	Rider	Time	Rider	Time	Rider	Time					
26	X.ZURUTUZA	18.908	C.VIETTI	25.457	J.NAVARRO	18.470	J.NAVARRO	20.838	26	J.NAVARRO	1'23.501	1'23.623	(26)
27	M.PAWELEC	19.206	M.PAWELEC	26.054	M.PAWELEC	18.762	M.PAWELEC	20.876	27	M.PAWELEC	1'24.898	1'25.133	(27)

These data/results cannot be reproduced, stored and/or transmitted in whole or in part by any manner of electronic, mechanical, photocopying, recording, broadcasting or otherwise now known or herein after developed without the previous express consent by the copyright owner, except for reproduction in daily press and regular printed publications on sale to the public within 60 days of the event related to those data/results and always provided that copyright symbol appears together as follows below.

© MotoGP Sports Entertainment Group, 2026

FASTEST LAPS SEQUENCE

LIQUI MOLY GRAND PRIX OF GERMANY
PRACTICE


Sachsenring

3671 m.

<i>Practice Time</i>	<i>#</i>	<i>Rider</i>	<i>Nation</i>	<i>Motorcycle</i>	<i>Time</i>	<i>Km/h</i>	<i>Rider's Lap</i>
2'54.336	96	Daniel HOLGADO	SPA	KALEX	1'22.986	159.2	2
3'09.121	81	Senna AGIUS	AUS	KALEX	1'22.650	159.8	2
3'33.577	28	Izan GUEVARA	SPA	BOSCOCURO	1'22.260	160.6	2

These data/results cannot be reproduced, stored and/or transmitted in whole or in part by any manner of electronic, mechanical, photocopying, recording, broadcasting or otherwise now known or herein after developed without the previous express consent by the copyright owner, except for reproduction in daily press and regular printed publications on sale to the public within 60 days of the event related to those data/results and always provided that copyright symbol appears together as follows below.

© MotoGP Sports Entertainment Group, 2026

Official MotoGP Timing by  TISSOT
www.motogp.com

Sachsenring, Friday, July 10, 2026