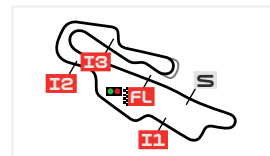


CLASSIFICATION

BREMBRO GRAND PRIX OF ITALY

FREE PRACTICE NR. 2



Autodromo Internazionale del Mugello 5245 m.

#	Rider	Nation	Team	Motorcycle	Time	Lap Total	Gap	T. Speed
1	83 Alvaro CARPE	SPA	Red Bull KTM Ajo	KTM	1'55.052	12 13		245.4
2	21 Ruche MOODLEY	RSA	CODE Motorsports	KTM	1'55.056	11 12	0.004 0.004	246.5
3	27 Rico SALMELA	FIN	Red Bull KTM Tech3	KTM	1'55.220	15 15	0.168 0.164	244.8
4	64 David MUÑOZ	SPA	Liqui Moly Dynavolt Intact GP	KTM	1'55.271	11 12	0.219 0.051	243.7
5	28 Maximo QUILES	SPA	CFMOTO Valresa Aspar Team	KTM	1'55.277	5 15	0.225 0.006	246.0
6	54 Jesus RIOS	SPA	Rivacold Snipers Team	HONDA	1'55.355	13 13	0.303 0.078	245.4
7	19 Scott OGDEN	GBR	CIP Green Power	KTM	1'55.467	12 13	0.415 0.112	243.7
8	94 Guido PINI	ITA	Leopard Racing	HONDA	1'55.474	13 13	0.422 0.007	244.8
9	51 Brian URIARTE	SPA	Red Bull KTM Ajo	KTM	1'55.491	3 15	0.439 0.017	244.3
10	97 Marco MORELLI	ARG	CFMOTO Valresa Aspar Team	KTM	1'55.529	8 15	0.477 0.038	243.7
11	31 Adrian FERNANDEZ	SPA	Leopard Racing	HONDA	1'55.650	10 12	0.598 0.121	246.0
12	14 Cormac BUCHANAN	NZE	CODE Motorsports	KTM	1'55.751	10 12	0.699 0.101	248.8
13	66 Joel KELSO	AUS	GRYD - MLav Racing	HONDA	1'55.781	6 12	0.729 0.030	247.7
14	22 David ALMANSA	SPA	Liqui Moly Dynavolt Intact GP	KTM	1'55.818	6 14	0.766 0.037	245.4
15	8 Eddie O'SHEA	GBR	GRYD - MLav Racing	HONDA	1'55.831	15 16	0.779 0.013	249.4
16	78 Joel ESTEBAN	SPA	LEVEL UP - MTA	KTM	1'55.998	9 15	0.946 0.167	244.8
17	13 Hakim DANISH	MAL	AEON Credit - MT Helmets - MSI	KTM	1'56.012	12 13	0.960 0.014	246.0
18	73 Valentin PERRONE	ARG	Red Bull KTM Tech3	KTM	1'56.043	14 15	0.991 0.031	243.7
19	18 Matteo BERTELLE	ITA	LEVEL UP - MTA	KTM	1'56.046	7 14	0.994 0.003	243.7
20	11 Adrian CRUCES	SPA	CIP Green Power	KTM	1'56.110	6 14	1.058 0.064	248.2
21	9 Veda PRATAMA	INA	Honda Team Asia	HONDA	1'56.148	9 15	1.096 0.038	243.2
22	67 Casey O'GORMAN	IRL	SIC58 Squadra Corse	HONDA	1'56.491	4 12	1.439 0.343	247.1
23	10 Nicola CARRARO	ITA	Rivacold Snipers Team	HONDA	1'56.690	12 13	1.638 0.199	246.5
24	6 Ryusei YAMANAKA	JPN	AEON Credit - MT Helmets - MSI	KTM	1'57.216	6 13	2.164 0.526	247.1
25	32 Zen MITANI	JPN	Honda Team Asia	HONDA	1'57.482	7 12	2.430 0.266	240.0
26	5 Leo RAMMERSTORFER	AUT	SIC58 Squadra Corse	HONDA	1'57.588	4 15	2.536 0.106	244.3

Practice condition: Dry

Air: 21°

Humidity: 75%

Ground: 28°

Fastest Lap:	Lap: 12	Alvaro CARPE	1'55.052	164.1 Km/h
Best Race Lap:	2024	Collin VEIJER	1'54.738	164.5 Km/h
All-Time Lap Record:	2024	David ALONSO	1'53.926	165.7 Km/h

The results are provisional until the end of the limit for protest and appeals.

Time limit for protest expires 60' after publication of the results - Time: **09:26**

These data/results cannot be reproduced, stored and/or transmitted in whole or in part by any manner of electronic, mechanical, photocopying, recording, broadcasting or otherwise now known or herein after developed without the previous express consent by the copyright owner, except for reproduction in daily press and regular printed publications on sale to the public within 60 days of the event related to those data/results and always provided that copyright symbol appears together as follows below.

© MotoGP Sports Entertainment Group, 2026

Official MotoGP Timing by **TISSOT**

www.motogp.com

Mugello, Saturday, May 30, 2026

COMBINED PRACTICE TIMES

BREMBRO GRAND PRIX OF ITALY

FREE PRACTICE NR. 2


 Autodromo Internazionale del 5245 m.
Mugello

#	Rider	Nation	Team	Motorcycle	FP1	FP2	Gap
1	83 A.CARPE	SPA	Red Bull KTM Ajo	KTM	2'13.277 11	1'55.052 12	
2	21 R.MOODLEY	RSA	CODE Motorsports	KTM	2'12.705 13	1'55.056 11	0.004 0.004
3	27 R.SALMELA	FIN	Red Bull KTM Tech3	KTM	2'12.004 15	1'55.220 15	0.168 0.164
4	64 D.MUÑOZ	SPA	Liqui Moly Dynavolt Intact GP	KTM	2'12.020 8	1'55.271 11	0.219 0.051
5	28 M.QUILES	SPA	CFMOTO Valresa Aspar Team	KTM	2'10.264 13	1'55.277 5	0.225 0.006
6	54 J.RIOS	SPA	Rivacold Snipers Team	HONDA	2'16.240 11	1'55.355 13	0.303 0.078
7	19 S.OGDEN	GBR	CIP Green Power	KTM	2'11.759 12	1'55.467 12	0.415 0.112
8	94 G.PINI	ITA	Leopard Racing	HONDA	2'11.598 14	1'55.474 13	0.422 0.007
9	51 B.URIARTE	SPA	Red Bull KTM Ajo	KTM	2'11.081 7	1'55.491 3	0.439 0.017
10	97 M.MORELLI	ARG	CFMOTO Valresa Aspar Team	KTM	2'11.725 15	1'55.529 8	0.477 0.038
11	31 A.FERNANDEZ	SPA	Leopard Racing	HONDA	2'09.930 15	1'55.650 10	0.598 0.121
12	14 C.BUCHANAN	NZE	CODE Motorsports	KTM	2'11.098 14	1'55.751 10	0.699 0.101
13	66 J.KELSO	AUS	GRYD - MLav Racing	HONDA	2'13.836 12	1'55.781 6	0.729 0.030
14	22 D.ALMANSA	SPA	Liqui Moly Dynavolt Intact GP	KTM	2'13.269 11	1'55.818 6	0.766 0.037
15	8 E.O'SHEA	GBR	GRYD - MLav Racing	HONDA	2'12.549 9	1'55.831 15	0.779 0.013
16	78 J.ESTEBAN	SPA	LEVEL UP - MTA	KTM	2'10.169 14	1'55.998 9	0.946 0.167
17	13 H.DANISH	MAL	AEON Credit - MT Helmets - MSI	KTM	2'11.486 9	1'56.012 12	0.960 0.014
18	73 V.PERRONE	ARG	Red Bull KTM Tech3	KTM	2'12.729 12	1'56.043 14	0.991 0.031
19	18 M.BERTELLE	ITA	LEVEL UP - MTA	KTM	2'11.147 11	1'56.046 7	0.994 0.003
20	11 A.CRUCES	SPA	CIP Green Power	KTM	2'11.996 14	1'56.110 6	1.058 0.064
21	9 V.PRATAMA	INA	Honda Team Asia	HONDA	2'12.954 11	1'56.148 9	1.096 0.038
22	67 C.O'GORMAN	IRL	SIC58 Squadra Corse	HONDA	2'12.637 10	1'56.491 4	1.439 0.343
23	10 N.CARRARO	ITA	Rivacold Snipers Team	HONDA	2'12.475 14	1'56.690 12	1.638 0.199
24	6 R.YAMANAKA	JPN	AEON Credit - MT Helmets - MSI	KTM	2'13.049 14	1'57.216 6	2.164 0.526
25	32 Z.MITANI	JPN	Honda Team Asia	HONDA	2'13.499 15	1'57.482 7	2.430 0.266
26	5 L.RAMMERSTORFE	AUT	SIC58 Squadra Corse	HONDA	2'11.298 14	1'57.588 4	2.536 0.106

Pole Position Record:	2024	David ALONSO	1'54.194	165.3 Km/h
Best Race Lap:	2024	Collin VEIJER	1'54.738	164.5 Km/h
All Time Lap Record:	2024	David ALONSO	1'53.926	165.7 Km/h

The results are provisional until the end of the limit for protest and appeals.

Time limit for protest expires 60' after publication of the results - **Gianluca ROSSI** Time: **09:26**

These data/results cannot be reproduced, stored and/or transmitted in whole or in part by any manner of electronic, mechanical, photocopying, recording, broadcasting or otherwise now known or herein after developed without the previous express consent by the copyright owner, except for reproduction in daily press and regular printed publications on sale to the public within 60 days of the event related to those data/results and always provided that copyright symbol appears together as follows below.

© MotoGP Sports Entertainment Group, 2026

Official MotoGP Timing by

www.motogp.com

Mugello, Saturday, May 30, 2026



Autodromo Internazionale del Mugello 5245 m.

TOP SPEED & AVERAGE

BREMBRO GRAND PRIX OF ITALY

FREE PRACTICE NR. 2

#	Rider	Nation	Motorcycle	Top 5 speeds					Average	Top
8	Eddie O'SHEA	GBR	HONDA	249.4	248.8	247.7	247.1	245.4	247.7	249.4
14	Cormac BUCHANAN	NZE	KTM	248.8	246.0	243.2	241.6	241.0	243.6	248.8
11	Adrian CRUCES	SPA	KTM	248.2	248.2	246.5	246.5	245.4	247.0	248.2
66	Joel KELSO	AUS	HONDA	247.7	246.5	246.5	246.0	246.0	246.5	247.7
6	Ryusei YAMANAKA	JPN	KTM	247.1	244.3	243.2	242.6	242.1	243.6	247.1
67	Casey O'GORMAN	IRL	HONDA	247.1	242.6	242.6	240.0	239.4	242.3	247.1
10	Nicola CARRARO	ITA	HONDA	246.5	245.4	244.3	243.7	243.7	244.7	246.5
21	Ruche MOODLEY	RSA	KTM	246.5	246.0	246.0	246.0	245.4	246.0	246.5
13	Hakim DANISH	MAL	KTM	246.0	245.4	241.6	241.6	239.4	242.8	246.0
28	Maximo QUILES	SPA	KTM	246.0	245.4	243.7	243.7	243.7	244.5	246.0
31	Adrian FERNANDEZ	SPA	HONDA	246.0	244.3	242.6	242.1	242.1	243.2	246.0
22	David ALMANSA	SPA	KTM	245.4	245.4	245.4	244.8	244.3	245.1	245.4
54	Jesus RIOS	SPA	HONDA	245.4	244.3	241.6	241.6	241.6	242.9	245.4
83	Alvaro CARPE	SPA	KTM	245.4	244.8	244.3	243.2	242.6	243.8	245.4
27	Rico SALMELA	FIN	KTM	244.8	242.1	242.1	241.6	241.6	242.4	244.8
78	Joel ESTEBAN	SPA	KTM	244.8	244.8	244.8	244.3	244.3	244.6	244.8
94	Guido PINI	ITA	HONDA	244.8	244.8	244.3	243.7	243.2	243.9	244.8
5	Leo RAMMERSTORFER	AUT	HONDA	244.3	243.7	242.1	241.0	240.5	242.0	244.3
51	Brian URIARTE	SPA	KTM	244.3	243.7	243.2	242.6	242.6	243.3	244.3
18	Matteo BERTELLE	ITA	KTM	243.7	242.6	241.6	241.0	240.0	241.5	243.7
19	Scott OGDEN	GBR	KTM	243.7	243.2	243.2	242.6	242.1	242.8	243.7
64	David MUÑOZ	SPA	KTM	243.7	243.7	243.7	243.2	242.6	243.2	243.7
73	Valentin PERRONE	ARG	KTM	243.7	243.2	242.1	241.6	241.6	242.4	243.7
97	Marco MORELLI	ARG	KTM	243.7	242.1	241.6	241.6	241.6	242.0	243.7
9	Veda PRATAMA	INA	HONDA	243.2	241.0	241.0	240.5	240.0	240.8	243.2
32	Zen MITANI	JPN	HONDA	240.0	240.0	237.8	237.3	236.8	238.4	240.0

These data/results cannot be reproduced, stored and/or transmitted in whole or in part by any manner of electronic, mechanical, photocopying, recording, broadcasting or otherwise now known or herein after developed without the previous express consent by the copyright owner, except for reproduction in daily press and regular printed publications on sale to the public within 60 days of the event related to those data/results and always provided that copyright symbol appears together as follows below.

© MotoGP Sports Entertainment Group, 2026

Official MotoGP Timing by www.motogp.com

Mugello, Saturday, May 30, 2026

CHRONOLOGICAL ANALYSIS OF PERFORMANCES

BREMBRO GRAND PRIX OF ITALY

FREE PRACTICE NR. 2


 Autodromo Internazionale del 5245 m.
Mugello

* Lap / Sector time cancelled
P Crossing the finish line in pit lane

T1 Time from finish line to 1st intermediate
T2 Time from 1st intermed. to 2nd intermed.

T3 Time from 2nd intermed. to 3rd intermed.
T4 Time from 3rd intermediate to finish line

Lap	Lap Time	T1	T2	T3	T4	Speed	Lap	Lap Time	T1	T2	T3	T4	Speed
1st	83	Alvaro CARPE		Red Bull KTM Ajo		SPA	11	2'03.782	36.458	21.375	44.436	21.513	130.7
		Runs=2	Total laps=13	Full laps=10	Valid laps=9		12	1'56.184	29.676	20.695	44.266	21.547	241.6
1	2'50.167	34.694	22.286	45.266	21.805	168.2	13	1'56.271	29.771	20.658	44.374	21.468	241.0
2	1'57.626	30.447	21.144	44.289	21.746	241.6	14	1'58.890	29.874	23.234	44.470	21.312	241.6
3	1'56.862	30.063	21.050	44.121	21.628	242.1	15	1'55.220	29.598	20.619	43.639	21.364	244.8
4	1'56.102	29.924	20.764	43.893	21.521	242.1							
5	1'56.073	29.865	20.750	43.869	21.589	242.1							
6	1'55.693	29.836	20.729	43.718	21.410	243.2							
7	1'56.361	29.843	20.813	44.043	21.662	242.6							
8	1'57.290 *	29.830	21.170 *	44.607	21.683 *	244.3							
9	1'56.568	29.801	20.832	44.229	21.706	245.4							
10	2'01.049 P	32.501	21.971	47.032	19.545	240.5							
11	2'03.060	34.673	21.861	44.973	21.553	156.0							
12	1'55.052	29.601	20.548	43.475	21.428	244.8							
13	1'55.448	29.639	20.723	43.687	21.399	242.6							
2nd	21	Ruche MOODLEY		CODE Motorsports		RSA							
		Runs=2	Total laps=12	Full laps=9	Valid laps=9								
1	2'50.806	33.870	22.614	45.333	21.552	171.9							
2	1'57.167	29.913	21.312	44.444	21.498	246.0							
3	1'57.863	30.097	21.439	44.591	21.736	244.8							
4	1'56.094	29.881	20.837	43.928	21.448	243.2							
5	1'55.636	29.672	20.723	43.872	21.369	244.3							
6	1'55.552	29.632	20.840	43.782	21.298	245.4							
7	1'57.033	29.810	21.167	44.600	21.456	246.0							
8	1'56.127	29.813	20.834	43.954	21.526	243.7							
9	1'55.869 P	29.919	20.948	44.273	20.729	246.0							
10	2'02.806	35.306	21.054	45.059	21.387	164.6							
11	1'55.056	29.529	20.691	43.526	21.310	246.5							
12	1'55.950	29.881	20.867	43.869	21.333	238.4							
4th	64	David MUÑOZ		Liqui Moly Dynavolt Int		SPA							
		Runs=2	Total laps=12	Full laps=9	Valid laps=9								
1	3'10.389	45.776	22.087	45.784	21.885	63.3							
2	1'57.201	30.349	21.003	44.340	21.509	243.7							
3	1'56.148	29.975	20.797	44.034	21.342	242.6							
4	1'55.690	29.783	20.671	43.742	21.494	242.1							
5	2'00.259	33.356	21.170	44.342	21.391	242.1							
6	1'55.489	29.758	20.589	43.650	21.492	243.2							
7	1'56.182 P	29.770	20.698	43.857	21.857	242.6							
8	2'10.183	42.066	22.190	44.472	21.455	110.6							
9	1'55.424	29.747	20.568	43.727	21.382	243.7							
10	1'56.253	29.818	20.652	44.037	21.746	242.6							
11	1'55.271	29.597	20.620	43.694	21.360	243.7							
12	1'57.393	30.685	20.898	44.132	21.678	240.5							
5th	28	Maximo QUILES		CFMOTO Valresa Aspar		SPA							
		Runs=1	Total laps=15	Full laps=14	Valid laps=10								
1	3'13.449	38.009	21.831	46.045	21.860	107.0							
2	1'56.900	30.291	20.970	44.095	21.544	242.6							
3	1'56.603	29.955	21.092	44.056	21.500	246.0							
4	1'55.679 *	29.659	20.591 *	43.989	21.440	243.7							
5	1'55.277	29.562	20.634	43.646	21.435	245.4							
6	1'55.958 *	29.550	20.663	44.198 *	21.547	243.7							
7	1'56.313 *	29.859	20.923	43.965 *	21.566	242.1							
8	1'56.049 *	29.707	20.770 *	44.038	21.534	241.6							
9	1'55.863	29.678	20.740	43.948	21.497	241.6							
10	1'56.086	29.781	20.727	44.027	21.551	242.1							
11	1'55.729	29.713	20.618	43.917	21.481	241.0							
12	1'56.077	29.660	20.848	44.076	21.493	243.2							
13	1'55.956	29.725	20.759	43.982	21.490	243.7							
14	1'56.451	29.670	20.639	44.616	21.526	243.2							
15	1'55.946	29.655	20.710	44.018	21.563	242.6							
6th	54	Jesus RIOS		Rivacold Snipers Team		SPA							
		Runs=2	Total laps=13	Full laps=10	Valid laps=9								
1	3'08.992	43.228	22.391	45.890	22.028	81.8							
2	1'57.559	30.144	21.094	44.635	21.686	241.6							

Fastest Lap: Alvaro CARPE	SPA	Red Bull KTM Ajo	1'55.052	29.601	20.548	43.475	21.428
----------------------------------	-----	------------------	-----------------	--------	--------	--------	--------

These data/results cannot be reproduced, stored and/or transmitted in whole or in part by any manner of electronic, mechanical, photocopying, recording, broadcasting or otherwise now known or herein after developed without the previous express consent by the copyright owner, except for reproduction in daily press and regular printed publications on sale to the public within 60 days of the event related to those data/results and always provided that copyright symbol appears together as follows below.

© MotoGP Sports Entertainment Group, 2026

Official MotoGP Timing by

www.motogp.com

Mugello, Saturday, May 30, 2026

Free Practice Nr. 2

Moto3™

Lap	Lap Time	T1	T2	T3	T4	Speed
3	1'56.532	30.028	20.876	44.082	21.546	245.4
4	1'56.451	29.893	20.774	44.164	21.620	241.0
5	1'57.140	29.889	20.983	44.547	21.721	244.3
6	1'57.391 *	30.120	21.087	44.643 *	21.541	237.3
7	1'56.793	30.107	20.927	44.165	21.594	241.6
8	1'56.746	29.870	20.949	44.270	21.657	240.0
9	1'57.680 P	30.157	21.019	44.694	21.810	239.4
10	2'00.779	33.772	21.080	44.312	21.615	154.0
11	1'55.906	29.858	20.781	43.865	21.402	240.0
12	1'55.702	29.751	20.742	43.805	21.404	240.5
13	1'55.355	29.677	20.582	43.639	21.457	241.6

7th		19	Scott OGDEN	CIP Green Power	GBR	
Runs=2	Total laps=13	Full laps=10	Valid laps=10			
1	2'29.219	34.583	22.320	46.046	22.253	167.7
2	2'02.347	30.557	21.395	47.578	22.817	236.3
3	1'57.375	30.254	20.989	44.401	21.731	240.0
4	1'57.031	30.081	20.894	44.321	21.735	240.0
5	1'56.761	29.963	20.815	44.253	21.730	239.4
6	1'58.832 P	30.026	21.885	46.006	20.915	239.4
7	2'05.928	34.154	21.314	48.629	21.831	163.3
8	2'00.394	29.597	20.581	48.468	21.748	242.1
9	2'04.324	32.718	21.556	47.702	22.348	242.6
10	2'02.023	31.222	21.741	47.454	21.606	242.1
11	1'57.123	29.851	20.653	43.676	22.943	243.2
12	1'55.467	29.730	20.647	43.686	21.404	243.2
13	1'56.292	29.928	20.975	43.893	21.496	243.7

8th		94	Guido PINI	Leopard Racing	ITA	
Runs=2	Total laps=13	Full laps=10	Valid laps=10			
1	3'09.355	40.422	22.488	45.811	22.122	105.3
2	1'57.101	30.345	20.998	44.212	21.546	244.3
3	1'56.471	29.931	20.890	44.021	21.629	243.7
4	1'56.457	29.887	20.736	44.221	21.613	241.0
5	1'59.328	31.614	22.315	44.085	21.314	241.6
6	1'56.433	30.011	20.795	44.130	21.497	242.6
7	1'56.087	29.753	20.879	43.882	21.573	244.8
8	1'56.383	29.747	20.788	44.302	21.546	244.8
9	1'59.719 P	31.297	21.685	46.090	20.647	242.1
10	2'00.387	33.610	21.015	44.203	21.559	165.3
11	1'55.820	29.812	20.666	43.954	21.388	243.2
12	1'55.842	29.717	20.751	43.975	21.399	243.2
13	1'55.474	29.670	20.626	43.829	21.349	243.2

9th		51	Brian URIARTE	Red Bull KTM Ajo	SPA	
Runs=1	Total laps=15	Full laps=14	Valid laps=14			
1	3'18.081	35.363	21.931	44.853	21.744	167.1
2	1'56.909	29.993	20.986	44.287	21.643	243.2
3	1'55.491	29.777	20.802	43.528	21.384	242.6
4	1'55.811	29.772	20.785	43.726	21.528	242.1
5	1'56.182	29.868	20.811	43.889	21.614	244.3
6	1'55.898	29.784	20.795	43.762	21.557	241.6
7	1'56.188	29.838	20.785	43.938	21.627	242.6
8	1'56.425	29.840	20.810	44.034	21.741	241.6
9	1'56.350	29.903	20.756	44.037	21.654	242.1

Lap	Lap Time	T1	T2	T3	T4	Speed
10	1'56.530	29.864	20.855	44.099	21.712	240.5
11	1'56.412	29.764	20.889	44.095	21.664	241.0
12	1'56.363	29.853	20.852	43.988	21.670	241.0
13	1'56.524	29.867	20.882	44.007	21.768	242.1
14	1'56.446	29.940	20.845	44.070	21.591	241.6
15	1'55.916	29.779	20.691	43.849	21.597	243.7

10th		97	Marco MORELLI	CFMOTO Valresa Aspar	ARG	
Runs=1	Total laps=15	Full laps=14	Valid laps=12			
1	3'35.537	34.515	22.088	45.204	21.913	164.6
2	1'56.714	29.845	20.987	44.162	21.720	240.5
3	1'56.174	29.672	20.748	44.106	21.648	241.0
4	1'56.089	29.808	20.763	43.894	21.624	241.0
5	1'55.895 *	29.718	20.807 *	43.778	21.592	241.0
6	1'55.654	29.712	20.656	43.684	21.602	241.6
7	1'55.740	29.746	20.649	43.797	21.548	241.6
8	1'55.529	29.617	20.599	43.697	21.616	241.0
9	1'55.746	29.736	20.610	43.756	21.644	241.0
10	1'56.131	29.854	20.706	43.901	21.670	241.0
11	1'59.442	29.947	20.653	46.769	22.073	241.6
12	1'56.316	29.871	20.860	43.798	21.787	242.1
13	1'56.095	29.732	20.730	43.889	21.744	243.7
14	1'56.583 *	29.989	20.786 *	44.048	21.760	241.6
15	1'56.166	29.883	20.632	43.910	21.741	241.6

11th		31	Adrian FERNANDEZ	Leopard Racing	SPA	
Runs=3	Total laps=12	Full laps=7	Valid laps=6			
1	3'08.769	36.382	22.476	46.014	21.944	148.5
2	1'56.704	30.066	20.884	44.045	21.709	240.5
3	4'58.159 P	29.986	20.655			240.5
4	2'05.977 *	37.787	21.520 *	44.762	21.908	159.2
5	1'56.023 *	29.858	20.764 *	43.793	21.608	242.1
6	1'57.143 P	29.729	20.632	44.165 *	22.617	246.0
7	2'01.398	34.137	21.133	44.362	21.766	163.3
8	1'55.727	29.774	20.549	43.828	21.576	241.6
9	1'55.834	29.784	20.594	44.024	21.432	242.1
10	1'55.650	29.719	20.556	43.851	21.524	242.6
11	1'56.505	29.906	20.565	44.091	21.943	242.1
12	1'56.564	29.766	20.747	44.378	21.673	244.3

12th		14	Cormac BUCHANAN	CODE Motorsports	NZE	
Runs=2	Total laps=12	Full laps=9	Valid laps=6			
1	3'10.146	46.220	23.275	45.950	22.252	120.0
2	1'58.027	30.780	21.340	44.356	21.551	246.0
3	1'56.545	29.976	20.907	44.097	21.565	248.8
4	1'56.887 *	30.071	20.903 *	44.337	21.576	243.2
5	1'56.975	29.958	20.925	44.472	21.620	241.0
6	2'02.693 *	32.398	21.115 *	47.468	21.712	238.4
7	1'56.914 *	30.001	20.983	44.167	21.763 *	241.6
8	2'03.924 P	31.959	23.620	46.726	21.619	237.3
9	2'02.275	35.387	21.115	44.272	21.501	158.5
10	1'55.751	29.863	20.656	43.786	21.446	240.5
11	1'55.814	29.892	20.628	43.876	21.418	241.0
12	1'56.039	29.895	20.631	43.876	21.637	240.0

Fastest Lap: Alvaro CARPE SPA Red Bull KTM Ajo **1'55.052** 29.601 20.548 43.475 21.428

These data/results cannot be reproduced, stored and/or transmitted in whole or in part by any manner of electronic, mechanical, photocopying, recording, broadcasting or otherwise now known or herein after developed without the previous express consent by the copyright owner, except for reproduction in daily press and regular printed publications on sale to the public within 60 days of the event related to those data/results and always provided that copyright symbol appears together as follows below.

© MotoGP Sports Entertainment Group, 2026

Official MotoGP Timing by TISSOT

www.motogp.com

Mugello, Saturday, May 30, 2026

Page 2 of 5



Free Practice Nr. 2

Moto3™

Lap	Lap Time	T1	T2	T3	T4	Speed
13th	66	Joel KELSO		GRYD - MLav Racing		AUS
		Runs=2	Total laps=12	Full laps=9	Valid laps=9	
1	3'09.866	45.453	22.126	45.750	22.058	91.7
2	1'57.606	30.654	21.058	44.387	21.507	246.5
3	1'56.535	30.062	20.919	44.054	21.500	246.0
4	1'55.811	29.837	20.795	43.760	21.419	246.0
5	2'04.320	35.947	22.695	44.214	21.464	245.4
6	1'55.781	29.938	20.739	43.757	21.347	247.7
7	2'01.104 P	29.966	20.853	44.234	26.051	246.5
8	2'19.112	40.684	23.784	52.725	21.919	132.3
9	2'04.514	35.621	22.521	44.692	21.680	241.0
10	1'55.868	29.856	20.668	43.863	21.481	244.3
11	1'56.654	29.912	20.735	44.438	21.569	243.2
12	1'58.888	32.154	20.915	44.116	21.703	242.1

Lap	Lap Time	T1	T2	T3	T4	Speed
14th	22	David ALMANSA		Liqui Moly Dynavolt Int		SPA
		Runs=2	Total laps=14	Full laps=11	Valid laps=11	
1	3'16.763	34.820	22.093	45.532	21.866	168.2
2	1'57.058	30.044	21.110	44.241	21.663	243.7
3	1'56.570	29.948	20.958	44.165	21.499	243.2
4	1'55.953	29.775	20.837	44.023	21.318	243.7
5	1'57.135	30.185	21.165	44.110	21.675	245.4
6	1'55.818	29.712	20.736	43.991	21.379	245.4
7	2'00.758 P	29.640	20.919	45.068	25.131	244.8
8	2'05.261	33.652	21.150	48.680	21.779	168.2
9	2'00.101	29.858	20.749	47.971	21.523	241.0
10	2'04.881	33.289	21.769	47.700	22.123	242.6
11	2'01.103	32.516	21.704	45.244	21.639	245.4
12	1'56.870	29.665	20.711	44.899	21.595	244.3
13	1'56.637	29.725	20.798	44.483	21.631	243.7
14	2'01.042	32.757	21.299	45.259	21.727	241.0

Lap	Lap Time	T1	T2	T3	T4	Speed
15th	8	Eddie O'SHEA		GRYD - MLav Racing		GBR
		Runs=1	Total laps=16	Full laps=15	Valid laps=12	
1	2'16.918	36.008	22.281	46.987	22.401	158.5
2	1'58.757	30.602	21.398	44.952	21.805	244.3
3	1'57.539	30.221	21.153	44.521	21.644	243.2
4	1'58.545	31.203	21.280	44.423	21.639	243.2
5	1'57.632 *	30.116	20.964 *	44.756	21.796	244.8
6	1'59.204	31.436	21.142	44.896	21.730	242.6
7	1'56.922	29.967	20.866	44.452	21.637	242.6
8	1'56.386	30.110	20.697	43.953	21.626	243.2
9	1'58.516 *	29.997	21.046 *	45.736	21.737	242.6
10	1'58.644	30.058	20.731	45.421	22.434	243.2
11	1'56.302	29.775	20.702	44.163	21.662	247.1
12	2'06.791	34.895	20.907	48.614	22.375	243.2
13	2'03.131	31.720	21.075	48.937	21.399	245.4
14	1'56.245	29.742	20.923	44.162	21.418	249.4
15	1'55.831	29.598	20.941	43.926	21.366	248.8
16	1'56.698 *	29.707	20.867 *	44.188	21.936	247.7

Lap	Lap Time	T1	T2	T3	T4	Speed
16th	78	Joel ESTEBAN		LEVEL UP - MTA		SPA
		Runs=1	Total laps=15	Full laps=14	Valid laps=11	
1	2'52.427	34.599	22.599	46.552	22.120	168.7
2	1'58.464	30.590	21.422	44.756	21.696	240.0

Lap	Lap Time	T1	T2	T3	T4	Speed
3	1'57.492	30.153	21.073	44.577	21.689	241.0
4	1'56.566	29.952	20.886	44.245	21.483	241.0
5	1'56.721 *	29.899	20.839 *	44.235	21.748	240.5
6	1'57.072 *	29.854	20.915 *	44.515	21.788	240.5
7	1'57.237	29.957	21.054	44.566	21.660	238.9
8	1'56.799	29.937	20.915	44.472	21.475	240.0
9	1'55.998	29.688	20.831	44.041	21.438	244.8
10	1'56.684	29.791	20.836	44.283	21.774	244.3
11	1'57.320	29.746	20.793	45.054	21.727	244.3
12	1'56.064	29.771	20.777	44.078	21.438	242.1
13	1'57.400	30.675	20.894	44.272	21.559	242.1
14	1'56.005	29.681	20.728	44.192	21.404	244.8
15	1'57.300 *	30.226	21.005	44.540 *	21.529	244.8

Lap	Lap Time	T1	T2	T3	T4	Speed
17th	13	Hakim DANISH		AEON Credit - MT Helm		MAL
		Runs=2	Total laps=13	Full laps=10	Valid laps=10	
1	3'09.508	44.545	24.068	47.822	22.628	116.2
2	2'00.109	30.497	21.262	46.359	21.991	245.4
3	1'58.194	30.387	21.469	44.239	22.099	241.6
4	1'57.848	30.118	21.192	44.670	21.868	238.9
5	1'58.001	30.769	21.158	44.344	21.730	237.8
6	1'56.203	29.912	20.832	43.875	21.584	246.0
7	2'00.313	30.107	21.077	44.142	24.987	241.6
8	1'58.640 P	30.730	21.266	45.402	21.242	233.2
9	2'08.592	40.768	21.760	44.390	21.674	111.8
10	1'56.019	29.972	20.757	43.720	21.570	239.4
11	1'56.073	29.925	20.763	43.794	21.591	238.4
12	1'56.012	29.816	20.803	43.813	21.580	237.8
13	1'57.325	30.015	21.123	44.390	21.797	237.8

Lap	Lap Time	T1	T2	T3	T4	Speed
18th	73	Valentin PERRONE		Red Bull KTM Tech3		ARG
		Runs=1	Total laps=15	Full laps=14	Valid laps=13	
1	2'46.499	35.769	22.005	45.730	22.152	161.9
2	1'58.488	30.459	21.256	44.841	21.932	237.3
3	1'57.411	30.203	20.978	44.426	21.804	237.8
4	1'56.932	30.087	20.881	44.217	21.747	237.8
5	1'56.829	30.002	20.886	44.228	21.713	238.4
6	1'56.388	29.836	20.812	44.069	21.671	238.4
7	1'56.373	29.874	20.829	44.109	21.561	241.6
8	1'56.932	29.859	20.910	44.315	21.848	243.2
9	1'57.590	29.960	20.886	44.395	22.349	237.8
10	1'56.914 *	30.021	20.916 *	44.278	21.699	240.5
11	1'56.993	29.934	20.865	44.425	21.769	237.8
12	2'02.095	32.467	22.551	45.216	21.861	238.4
13	1'56.359	29.978	20.761	44.058	21.562	242.1
14	1'56.043	29.755	20.777	43.929	21.582	243.7
15	1'57.310	29.881	20.928	44.640	21.861	241.6

Lap	Lap Time	T1	T2	T3	T4	Speed
19th	18	Matteo BERTELLE		LEVEL UP - MTA		ITA
		Runs=2	Total laps=14	Full laps=11	Valid laps=10	
1	2'16.117	37.739	22.654	46.407	22.359	149.7
2	1'59.898	30.932	21.981	44.920	22.065	236.8
3	1'57.442	30.149	21.228	44.334	21.731	241.6
4	1'57.286	30.068	21.069	44.334	21.815	242.6
5	2'00.130 P	31.574	21.650	45.757 *	21.149	237.3

Fastest Lap: Alvaro CARPE SPA Red Bull KTM Ajo **1'55.052** 29.601 20.548 43.475 21.428

These data/results cannot be reproduced, stored and/or transmitted in whole or in part by any manner of electronic, mechanical, photocopying, recording, broadcasting or otherwise now known or herein after developed without the previous express consent by the copyright owner, except for reproduction in daily press and regular printed publications on sale to the public within 60 days of the event related to those data/results and always provided that copyright symbol appears together as follows below.

© MotoGP Sports Entertainment Group, 2026

Official MotoGP Timing by **TISSOT**

www.motogp.com

Mugello, Saturday, May 30, 2026

Page 3 of 5

Free Practice Nr. 2

Moto3™

Lap	Lap Time	T1	T2	T3	T4	Speed
6	2'03.059	35.589	21.327	44.375	21.768	165.1
7	1'56.046	29.725	20.851	43.913	21.557	243.7
8	1'56.025 *	29.756	20.771	43.821 *	21.677	241.0
9	1'56.637	29.842	20.933	44.146	21.716	240.0
10	1'56.923	29.865	20.745	44.614	21.699	239.4
11	1'56.678	29.937	20.830	44.240	21.671	238.9
12	1'56.681	30.018	20.871	44.105	21.687	238.9
13	1'56.333	29.932	20.732	44.067	21.602	239.4
14	1'57.756	30.141	20.819	44.914	21.882	240.0

20th 11		Adrian CRUCES		CIP Green Power		SPA
Runs=2	Total laps=14	Full laps=11	Valid laps=9			
1	3'15.376	35.002	22.200	45.982	22.148	165.8
2	1'58.673 *	30.587	21.428 *	44.841	21.817	241.0
3	1'56.628	29.928	20.821	44.242	21.637	244.8
4	1'55.958 *	29.713	20.901 *	43.892	21.452	246.5
5	1'57.106	29.987	21.146	44.296	21.677	248.2
6	1'56.110	30.051	20.723	43.967	21.369	243.7
7	2'01.641 P	30.107	21.287	45.118	25.129	243.7
8	2'07.016	34.814	21.367	48.256	22.579	150.0
9	2'00.274	29.811	20.662	47.963	21.838	243.2
10	2'04.635	29.976	21.457	49.003	24.199	243.2
11	1'57.257	29.940	20.990	44.583	21.744	245.4
12	2'00.783	31.394	21.467	44.757	23.165	238.9
13	1'56.813	29.639	20.762	44.640	21.772	246.5
14	1'56.490	29.966	20.932	43.990	21.602	248.2

21st 9		Veda PRATAMA		Honda Team Asia		INA
Runs=1	Total laps=15	Full laps=14	Valid laps=12			
1	2'33.412	34.547	22.131	45.362	21.937	168.4
2	1'57.305	30.188	21.083	44.271	21.763	240.0
3	1'56.679	29.907	20.868	43.989	21.915	241.0
4	1'56.873	30.046	20.789	44.368	21.670	240.0
5	1'56.748	30.052	20.812	44.153	21.731	236.8
6	1'56.576	29.817	20.688	44.428	21.643	240.5
7	1'56.512	29.823	20.755	44.149	21.785	241.0
8	1'56.523 *	29.893	20.741 *	44.167	21.722	237.3
9	1'56.148	29.781	20.790	43.880	21.697	240.0
10	1'56.437	30.034	20.715	44.057	21.631	237.8
11	1'56.359	29.909	20.784	44.056	21.610	238.4
12	1'57.905	29.838	20.685	45.295	22.087	243.2
13	1'58.346	30.091	21.095	45.130	22.030	237.3
14	1'58.758 *	30.197	21.172 *	45.298	22.091	237.3
15	1'57.668	29.997	21.158	44.516	21.997	237.3
	PIT	30.081	21.749	47.142	24.619	236.8

22nd 67		Casey O'GORMAN		SIC58 Squadra Corse		IRL
Runs=2	Total laps=12	Full laps=9	Valid laps=9			
1	3'09.597	46.069	23.259	45.922	22.148	146.1
2	1'57.872	30.463	21.228	44.479	21.702	247.1
3	1'56.783	30.229	20.879	44.142	21.533	242.6
4	1'56.491	30.026	20.829	43.963	21.673	242.6
5	1'59.525	30.858	21.406	45.584	21.677	239.4
6	1'57.011	30.105	20.860	44.269	21.777	240.0
7	2'01.729 P	31.330	20.931	45.889	23.579	238.4

Lap	Lap Time	T1	T2	T3	T4	Speed
8	2'07.059	35.743	22.285	46.126	22.905	159.5
9	1'57.069	30.341	20.842	44.133	21.753	233.7
10	1'56.584	30.168	20.772	43.960	21.684	235.2
11	1'56.571	30.102	20.729	44.059	21.681	236.8
12	1'56.560	29.909	20.800	44.158	21.693	237.8

23rd 10		Nicola CARRARO		Rivacold Snipers Team		ITA
Runs=2	Total laps=13	Full laps=10	Valid laps=8			
1	3'09.834	43.371	22.484	45.822	22.246	81.8
2	1'58.214	30.403	21.302	44.785	21.724	246.5
3	1'57.286	30.174	21.166	44.284	21.662	245.4
4	1'57.827 *	30.137	21.072	44.993 *	21.625	243.2
5	2'04.455	31.387	24.459	44.641	23.968	242.6
6	1'56.986	30.095	20.855	44.485	21.551	243.7
7	1'57.502	30.038	21.028	44.631	21.805	244.3
8	1'57.448 *	29.958	21.031	44.601 *	21.858	243.7
9	2'02.265 P	30.211	21.031	47.085	23.938	241.6
10	2'04.803	36.991	21.234	44.889	21.689	133.9
11	1'56.966	30.104	20.805	44.333	21.724	242.1
12	1'56.690	29.823	20.759	44.424	21.684	240.5
13	2'01.735	30.485	22.348	46.821	22.081	239.4

24th 6		Ryusei YAMANAKA		AEON Credit - MT Helm		JPN
Runs=2	Total laps=13	Full laps=10	Valid laps=6			
1	3'17.255	34.889	22.190	45.494	22.144	168.4
2	1'57.853	30.270	21.237	44.591	21.755	244.3
3	1'57.151 *	30.027	21.015 *	44.318	21.791	247.1
4	1'57.698	30.199	21.087	44.626	21.786	242.6
5	1'57.256	30.023	21.181	44.349	21.703	241.6
6	1'57.216	30.005	21.016	44.451	21.744	241.0
7	1'57.444 *	30.016	21.017 *	44.573	21.838	241.6
8	1'57.391	29.952	21.027	44.528	21.884	242.1
9	1'57.376	30.080	20.981	44.499	21.816	239.4
10	1'55.785 P	29.918	20.944	44.360	20.563	239.4
11	2'12.815	40.293	24.396	46.376	21.750	134.3
12	1'57.123 *	29.957	21.033	44.199 *	21.934	242.1
13	1'56.797 *	29.799	20.944 *	44.394	21.660	243.2

25th 32		Zen MITANI		Honda Team Asia		JPN
Runs=2	Total laps=12	Full laps=9	Valid laps=9			
1	2'34.595	35.330	21.958	45.596	22.166	163.8
2	1'59.000	30.725	21.417	44.913	21.945	237.8
3	1'58.467	30.612	21.208	44.771	21.876	236.8
4	1'58.384	30.621	21.144	44.744	21.875	235.8
5	2'02.540	31.984	21.751	46.387	22.418	233.2
6	1'59.711	30.835	21.294	45.771	21.811	232.7
7	1'57.482	30.210	21.101	44.404	21.767	240.0
8	1'57.795	30.258	21.156	44.529	21.852	240.0
9	2'01.425 P	30.884	21.534	46.615	22.392	233.2
10	2'04.842	35.317	21.733	45.633	22.159	166.9
11	1'59.150	30.646	21.370	45.173	21.961	237.3
12	1'58.965	30.782	21.576	44.689	21.918	236.3

Fastest Lap: Alvaro CARPE SPA Red Bull KTM Ajo **1'55.052** 29.601 20.548 43.475 21.428

These data/results cannot be reproduced, stored and/or transmitted in whole or in part by any manner of electronic, mechanical, photocopying, recording, broadcasting or otherwise now known or herein after developed without the previous express consent by the copyright owner, except for reproduction in daily press and regular printed publications on sale to the public within 60 days of the event related to those data/results and always provided that copyright symbol appears together as follows below.

© MotoGP Sports Entertainment Group, 2026

Official MotoGP Timing by  TISSOT

www.motogp.com

Mugello, Saturday, May 30, 2026

Page 4 of 5

Free Practice Nr. 2

Moto3™

Lap	Lap Time	T1	T2	T3	T4	Speed	Lap	Lap Time	T1	T2	T3	T4	Speed
26th	5	Leo RAMMERSTORFER SIC58 Squadra Corse AUT						Runs=1 Total laps=15 Full laps=14 Valid laps=14					
1	3'09.607	40.415	25.167	47.987	22.395	143.6							
2	1'59.979	31.078	21.583	45.168	22.150	244.3							
3	1'58.524	30.582	21.420	44.623	21.899	237.8							
4	1'57.588	30.174	21.184	44.547	21.683	242.1							
5	1'57.781	30.280	21.177	44.536	21.788	239.4							
6	1'58.604	30.847	21.238	44.619	21.900	240.5							
7	1'58.359	30.430	21.267	44.772	21.890	240.5							
8	1'59.231	30.700	21.291	45.403	21.837	241.0							
9	1'57.785	30.283	21.086	44.609	21.807	243.7							
10	1'57.707	30.250	21.159	44.446	21.852	237.8							
11	2'01.110	31.983	21.580	45.395	22.152	235.2							
12	1'58.565	30.421	21.225	44.882	22.037	235.8							
13	1'57.767	30.371	21.022	44.561	21.813	233.7							
14	2'00.776	31.953	21.623	45.348	21.852	237.3							
15	1'58.256	30.318	21.211	44.824	21.903	235.2							

Fastest Lap: Alvaro CARPE SPA Red Bull KTM Ajo **1'55.052** 29.601 20.548 43.475 21.428

These data/results cannot be reproduced, stored and/or transmitted in whole or in part by any manner of electronic, mechanical, photocopying, recording, broadcasting or otherwise now known or herein after developed without the previous express consent by the copyright owner, except for reproduction in daily press and regular printed publications on sale to the public within 60 days of the event related to those data/results and always provided that copyright symbol appears together as follows below.

© MotoGP Sports Entertainment Group, 2026

Official MotoGP Timing by  TISSOT

www.motogp.com

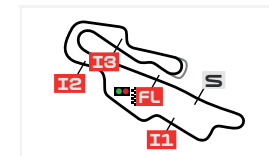
Mugello, Saturday, May 30, 2026

Page 5 of 5

BEST PARTIAL TIMES

BREMBRO GRAND PRIX OF ITALY

FREE PRACTICE NR. 2



Autodromo Internazionale del Mugello 5245 m. Mugello

IT Ideal Lap Time, sum of the best partial times

BT Best Lap Time

Pos	T1		T2		T3		T4		Pos	Rider	IT	BT	
	Rider	Time	Rider	Time	Rider	Time	Rider	Time					
1	R.MOODLEY	29.529	A.CARPE	20.548	A.CARPE	43.475	R.MOODLEY	21.298	1	A.CARPE	1'55.023	1'55.052	(1)
2	M.QUILES	29.550	A.FERNANDEZ	20.549	R.MOODLEY	43.526	R.SALMELA	21.312	2	R.MOODLEY	1'55.044	1'55.056	(2)
3	S.OGDEN	29.597	D.MUÑOZ	20.568	B.URIARTE	43.528	G.PINI	21.314	3	D.MUÑOZ	1'55.157	1'55.271	(4)
4	D.MUÑOZ	29.597	S.OGDEN	20.581	R.SALMELA	43.639	D.ALMANSA	21.318	4	R.SALMELA	1'55.168	1'55.220	(3)
5	E.O'SHEA	29.598	J.RIOS	20.582	J.RIOS	43.639	D.MUÑOZ	21.342	5	M.QUILES	1'55.249	1'55.277	(5)
6	R.SALMELA	29.598	M.MORELLI	20.599	M.QUILES	43.646	J.KELSO	21.347	6	S.OGDEN	1'55.258	1'55.467	(7)
7	A.CARPE	29.601	M.QUILES	20.618	D.MUÑOZ	43.650	E.O'SHEA	21.366	7	J.RIOS	1'55.300	1'55.355	(6)
8	M.MORELLI	29.617	R.SALMELA	20.619	S.OGDEN	43.676	A.CRUCES	21.369	8	B.URIARTE	1'55.367	1'55.491	(9)
9	A.CRUCES	29.639	G.PINI	20.626	M.MORELLI	43.684	B.URIARTE	21.384	9	G.PINI	1'55.439	1'55.474	(8)
10	D.ALMANSA	29.640	C.BUCHANAN	20.628	H.DANISH	43.720	A.CARPE	21.399	10	M.MORELLI	1'55.448	1'55.529	(10)
11	G.PINI	29.670	A.CRUCES	20.662	J.KELSO	43.757	J.RIOS	21.402	11	A.FERNANDEZ	1'55.493	1'55.650	(11)
12	J.RIOS	29.677	J.KELSO	20.668	C.BUCHANAN	43.786	S.OGDEN	21.404	12	A.CRUCES	1'55.562	1'56.110	(20)
13	J.ESTEBAN	29.681	V.PRATAMA	20.685	A.FERNANDEZ	43.793	J.ESTEBAN	21.404	13	E.O'SHEA	1'55.587	1'55.831	(15)
14	A.FERNANDEZ	29.719	R.MOODLEY	20.691	G.PINI	43.829	C.BUCHANAN	21.418	14	J.KELSO	1'55.609	1'55.781	(13)
15	M.BERTELLE	29.725	B.URIARTE	20.691	V.PRATAMA	43.880	A.FERNANDEZ	21.432	15	D.ALMANSA	1'55.660	1'55.818	(14)
16	V.PERRONE	29.755	E.O'SHEA	20.697	A.CRUCES	43.892	M.QUILES	21.435	16	C.BUCHANAN	1'55.695	1'55.751	(12)
17	B.URIARTE	29.764	D.ALMANSA	20.711	M.BERTELLE	43.913	C.O'GORMAN	21.533	17	J.ESTEBAN	1'55.854	1'55.998	(16)
18	V.PRATAMA	29.781	J.ESTEBAN	20.728	E.O'SHEA	43.926	M.MORELLI	21.548	18	H.DANISH	1'55.863	1'56.012	(17)
19	R.YAMANAKA	29.799	C.O'GORMAN	20.729	V.PERRONE	43.929	N.CARRARO	21.551	19	M.BERTELLE	1'55.927	1'56.046	(19)
20	H.DANISH	29.816	M.BERTELLE	20.732	C.O'GORMAN	43.960	M.BERTELLE	21.557	20	V.PRATAMA	1'55.956	1'56.148	(21)
21	N.CARRARO	29.823	H.DANISH	20.757	D.ALMANSA	43.991	V.PERRONE	21.561	21	V.PERRONE	1'56.006	1'56.043	(18)
22	J.KELSO	29.837	N.CARRARO	20.759	J.ESTEBAN	44.041	H.DANISH	21.570	22	C.O'GORMAN	1'56.131	1'56.491	(22)
23	C.BUCHANAN	29.863	V.PERRONE	20.761	N.CARRARO	44.284	V.PRATAMA	21.610	23	N.CARRARO	1'56.417	1'56.690	(23)
24	C.O'GORMAN	29.909	R.YAMANAKA	20.944	R.YAMANAKA	44.318	R.YAMANAKA	21.660	24	R.YAMANAKA	1'56.721	1'57.216	(24)
25	L.RAMMERSTOR	30.174	L.RAMMERSTOR	21.022	Z.MITANI	44.404	L.RAMMERSTOR	21.683	25	L.RAMMERSTORFER	1'57.325	1'57.588	(26)

These data/results cannot be reproduced, stored and/or transmitted in whole or in part by any manner of electronic, mechanical, photocopying, recording, broadcasting or otherwise now known or herein after developed without the previous express consent by the copyright owner, except for reproduction in daily press and regular printed publications on sale to the public within 60 days of the event related to those data/results and always provided that copyright symbol appears together as follows below.

© MotoGP Sports Entertainment Group, 2026

BEST PARTIAL TIMES

BREMBO GRAND PRIX OF ITALY

FREE PRACTICE NR. 2


 Autodromo Internazionale del 5245 m.
Mugello

IT Ideal Lap Time, sum of the best partial times

BT Best Lap Time

Pos	<i>T1</i>		<i>T2</i>		<i>T3</i>		<i>T4</i>		Pos	Rider	<i>IT</i>	<i>BT</i>	
	Rider	Time	Rider	Time	Rider	Time	Rider	Time					
26	Z.MITANI	30.210	Z.MITANI	21.101	L.RAMMERSTOR	44.446	Z.MITANI	21.767	26	Z.MITANI	1'57.482	1'57.482	(25)

These data/results cannot be reproduced, stored and/or transmitted in whole or in part by any manner of electronic, mechanical, photocopying, recording, broadcasting or otherwise now known or herein after developed without the previous express consent by the copyright owner, except for reproduction in daily press and regular printed publications on sale to the public within 60 days of the event related to those data/results and always provided that copyright symbol appears together as follows below.

© MotoGP Sports Entertainment Group, 2026

FASTEST LAPS SEQUENCE

BREMBRO GRAND PRIX OF ITALY

FREE PRACTICE NR. 2




Autodromo Internazionale del Mugello 5245 m.

Practice Time	#	Rider	Nation	Motorcycle	Time	Km/h	Rider's Lap
4'15.675	8	Eddie O'SHEA	GBR	HONDA	1'58.757	158.9	2
4'28.876	27	Rico SALMELA	FIN	KTM	1'58.501	159.3	2
4'30.717	9	Veda PRATAMA	INA	HONDA	1'57.305	160.9	2
4'47.973	21	Ruche MOODLEY	RSA	KTM	1'57.167	161.1	2
5'05.473	31	Adrian FERNANDEZ	SPA	HONDA	1'56.704	161.7	2
6'27.396	9	Veda PRATAMA	INA	HONDA	1'56.679	161.8	3
7'02.927	94	Guido PINI	ITA	HONDA	1'56.471	162.1	3
7'03.738	64	David MUÑOZ	SPA	KTM	1'56.148	162.5	3
7'10.481	51	Brian URIARTE	SPA	KTM	1'55.491	163.4	3
10'57.908	28	Maximo QUILES	SPA	KTM	1'55.277	163.7	5
28'29.274	83	Alvaro CARPE	SPA	KTM	1'55.052	164.1	12

These data/results cannot be reproduced, stored and/or transmitted in whole or in part by any manner of electronic, mechanical, photocopying, recording, broadcasting or otherwise now known or herein after developed without the previous express consent by the copyright owner, except for reproduction in daily press and regular printed publications on sale to the public within 60 days of the event related to those data/results and always provided that copyright symbol appears together as follows below.

© MotoGP Sports Entertainment Group, 2026

Official MotoGP Timing by  TISSOT
www.motogp.com

Mugello, Saturday, May 30, 2026