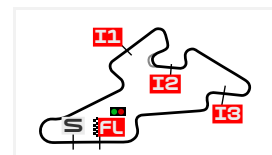


## CLASSIFICATION

### MONSTER ENERGY GRAND PRIX OF CZECHIA PRACTICE



Automotodrom Brno

5403 m.

#	Rider	Nation	Team	Motorcycle	Time	Lap Total	Gap	T. Speed
1	13 <b>Hakim DANISH</b>	MAL	AEON Credit - MT Helmets - MSI	KTM	<b>2'04.754</b>	12 12		<b>223.6</b>
2	22 <b>David ALMANSA</b>	SPA	Liqui Moly Dynavolt Intact GP	KTM	<b>2'04.944</b>	10 14	0.190 0.190	<b>225.9</b>
3	28 <b>Maximo QUILES</b>	SPA	CFMOTO Gaviota Aspar Team	KTM	<b>2'05.013</b>	13 14	0.259 0.069	<b>227.8</b>
4	83 <b>Alvaro CARPE</b>	SPA	Red Bull KTM Ajo	KTM	<b>2'05.041</b>	12 14	0.287 0.028	<b>227.3</b>
5	78 <b>Joel ESTEBAN</b>	SPA	LEVEL UP - MTA	KTM	<b>2'05.129</b>	10 11	0.375 0.088	<b>228.8</b>
6	19 <b>Scott OGDEN</b>	GBR	CIP Green Power	KTM	<b>2'05.149</b>	11 13	0.395 0.020	<b>226.4</b>
7	51 <b>Brian URIARTE</b>	SPA	Red Bull KTM Ajo	KTM	<b>2'05.567</b>	12 12	0.813 0.418	<b>224.0</b>
8	54 <b>Jesus RIOS</b>	SPA	Rivacold Snipers Team	HONDA	<b>2'05.664</b>	11 13	0.910 0.097	<b>225.9</b>
9	27 <b>Rico SALMELA</b>	FIN	Red Bull KTM Tech3	KTM	<b>2'05.721</b>	14 14	0.967 0.057	<b>226.4</b>
10	73 <b>Valentin PERRONE</b>	ARG	Red Bull KTM Tech3	KTM	<b>2'05.761</b>	9 12	1.007 0.040	<b>227.3</b>
11	8 <b>Eddie O'SHEA</b>	GBR	GRYD Racing	HONDA	<b>2'05.795</b>	12 13	1.041 0.034	<b>229.7</b>
12	18 <b>Matteo BERTELLE</b>	ITA	LEVEL UP - MTA	KTM	<b>2'05.805</b>	13 13	1.051 0.010	<b>228.8</b>
13	66 <b>Joel KELSO</b>	AUS	GRYD Racing	HONDA	<b>2'05.899</b>	13 13	1.145 0.094	<b>226.8</b>
14	94 <b>Guido PINI</b>	ITA	Leopard Racing	HONDA	<b>2'05.899</b>	15 15	1.145	<b>228.3</b>
15	9 <b>Veda PRATAMA</b>	INA	Honda Team Asia	HONDA	<b>2'05.911</b>	11 14	1.157 0.012	<b>226.8</b>
16	21 <b>Ruche MOODLEY</b>	RSA	CODE Motorsports	KTM	<b>2'06.081</b>	11 14	1.327 0.170	<b>230.2</b>
17	6 <b>Ryusei YAMANAKA</b>	JPN	AEON Credit - MT Helmets - MSI	KTM	<b>2'06.111</b>	12 13	1.357 0.030	<b>224.5</b>
18	5 <b>Leo RAMMERSTORFER</b>	AUT	SIC58 Squadra Corse	HONDA	<b>2'06.191</b>	13 15	1.437 0.080	<b>226.4</b>
19	11 <b>Adrian CRUCES</b>	SPA	CIP Green Power	KTM	<b>2'06.192</b>	13 14	1.438 0.001	<b>225.9</b>
20	32 <b>Zen MITANI</b>	JPN	Honda Team Asia	HONDA	<b>2'06.278</b>	11 13	1.524 0.086	<b>225.9</b>
21	88 <b>Marcos URIARTE</b>	SPA	Liqui Moly Dynavolt Intact GP	KTM	<b>2'06.284</b>	2 13	1.530 0.006	<b>228.8</b>
22	31 <b>Adrian FERNANDEZ</b>	SPA	Leopard Racing	HONDA	<b>2'06.303</b>	2 13	1.549 0.019	<b>227.3</b>
23	97 <b>Marco MORELLI</b>	ARG	CFMOTO Gaviota Aspar Team	KTM	<b>2'06.335</b>	2 3	1.581 0.032	<b>224.0</b>
24	67 <b>Casey O'GORMAN</b>	IRL	SIC58 Squadra Corse	HONDA	<b>2'06.424</b>	7 13	1.670 0.089	<b>225.9</b>
25	10 <b>Nicola CARRARO</b>	ITA	Rivacold Snipers Team	HONDA	<b>2'06.648</b>	2 12	1.894 0.224	<b>229.7</b>
26	14 <b>Cormac BUCHANAN</b>	NZE	CODE Motorsports	KTM	<b>2'06.703</b>	13 15	1.949 0.055	<b>227.8</b>

Practice condition: **Dry**

Air: 29°

Humidity: 40%

Ground: 47°

<b>Fastest Lap:</b>	Lap: 12	<b>Hakim DANISH</b>	<b>2'04.754</b>	155.9 Km/h
<b>Best Race Lap:</b>	2025	<b>Jose Antonio RUEDA</b>	<b>2'05.454</b>	155.0 Km/h
<b>All-Time Lap Record:</b>	2026	<b>Hakim DANISH</b>	<b>2'04.754</b>	155.9 Km/h

The results are provisional until the end of the limit for protest and appeals.

Time limit for protest expires 60' after publication of the results - ..... Time: **14:05**

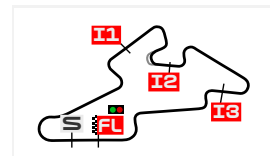
These data/results cannot be reproduced, stored and/or transmitted in whole or in part by any manner of electronic, mechanical, photocopying, recording, broadcasting or otherwise now known or herein after developed without the previous express consent by the copyright owner, except for reproduction in daily press and regular printed publications on sale to the public within 60 days of the event related to those data/results and always provided that copyright symbol appears together as follows below.

© MotoGP Sports Entertainment Group, 2026

Official MotoGP Timing by TISSOT

www.motogp.com

Brno, Friday, June 19, 2026



Automotodrom Brno

5403 m.

# TOP SPEED & AVERAGE

## MONSTER ENERGY GRAND PRIX OF CZECHIA

### PRACTICE

#	Rider	Nation	Motorcycle	Top 5 speeds					Average	Top
21	Ruche MOODLEY	RSA	KTM	230.2	227.8	227.3	225.9	224.5	227.1	<b>230.2</b>
8	Eddie O'SHEA	GBR	HONDA	229.7	229.7	229.2	228.3	228.3	228.8	<b>229.7</b>
10	Nicola CARRARO	ITA	HONDA	229.7	227.8	227.3	225.9	225.9	227.3	<b>229.7</b>
18	Matteo BERTELLE	ITA	KTM	228.8	224.5	224.0	224.0	223.6	224.8	<b>228.8</b>
78	Joel ESTEBAN	SPA	KTM	228.8	227.3	225.0	224.5	224.0	225.9	<b>228.8</b>
88	Marcos URIARTE	SPA	KTM	228.8	228.3	228.3	226.4	226.4	227.6	<b>228.8</b>
94	Guido PINI	ITA	HONDA	228.3	226.4	224.5	224.0	223.6	225.1	<b>228.3</b>
14	Cormac BUCHANAN	NZE	KTM	227.8	226.4	225.9	225.4	225.0	225.9	<b>227.8</b>
28	Maximo QUILES	SPA	KTM	227.8	226.4	225.9	225.4	225.4	226.1	<b>227.8</b>
31	Adrian FERNANDEZ	SPA	HONDA	227.3	225.4	225.0	223.6	223.6	225.0	<b>227.3</b>
73	Valentin PERRONE	ARG	KTM	227.3	226.8	225.4	225.0	224.5	225.8	<b>227.3</b>
83	Alvaro CARPE	SPA	KTM	227.3	226.8	226.4	225.9	225.0	226.3	<b>227.3</b>
9	Veda PRATAMA	INA	HONDA	226.8	226.4	225.9	225.9	224.0	225.8	<b>226.8</b>
66	Joel KELSO	AUS	HONDA	226.8	226.8	226.4	226.4	225.0	225.9	<b>226.8</b>
5	Leo RAMMERSTORFER	AUT	HONDA	226.4	225.4	225.0	225.0	225.0	225.4	<b>226.4</b>
19	Scott OGDEN	GBR	KTM	226.4	225.9	225.9	225.4	225.4	225.8	<b>226.4</b>
27	Rico SALMELA	FIN	KTM	226.4	225.9	225.4	225.4	224.0	225.2	<b>226.4</b>
11	Adrian CRUCES	SPA	KTM	225.9	225.0	225.0	224.5	224.5	225.0	<b>225.9</b>
22	David ALMANSA	SPA	KTM	225.9	225.9	225.4	225.0	225.0	225.4	<b>225.9</b>
32	Zen MITANI	JPN	HONDA	225.9	223.6	223.6	223.1	222.6	223.8	<b>225.9</b>
54	Jesus RIOS	SPA	HONDA	225.9	225.0	224.5	224.5	224.5	224.9	<b>225.9</b>
67	Casey O'GORMAN	IRL	HONDA	225.9	224.0	223.1	223.1	222.6	223.7	<b>225.9</b>
6	Ryusei YAMANAKA	JPN	KTM	224.5	224.5	224.5	224.0	224.0	224.3	<b>224.5</b>
51	Brian URIARTE	SPA	KTM	224.0	224.0	222.6	222.6	222.6	223.2	<b>224.0</b>
97	Marco MORELLI	ARG	KTM	224.0	223.6	221.7			223.1	<b>224.0</b>
13	Hakim DANISH	MAL	KTM	223.6	223.1	223.1	220.8	220.8	222.0	<b>223.6</b>

These data/results cannot be reproduced, stored and/or transmitted in whole or in part by any manner of electronic, mechanical, photocopying, recording, broadcasting or otherwise now known or herein after developed without the previous express consent by the copyright owner, except for reproduction in daily press and regular printed publications on sale to the public within 60 days of the event related to those data/results and always provided that copyright symbol appears together as follows below.

© MotoGP Sports Entertainment Group, 2026

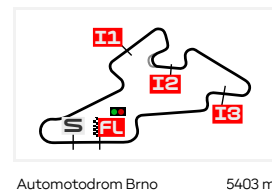
Official MotoGP Timing by [www.motogp.com](http://www.motogp.com)

Brno, Friday, June 19, 2026

# CHRONOLOGICAL ANALYSIS OF PERFORMANCES

## MONSTER ENERGY GRAND PRIX OF CZECHIA

### PRACTICE



\* Lap / Sector time cancelled  
P Crossing the finish line in pit lane

T1 Time from finish line to 1st intermediate  
T2 Time from 1st intermed. to 2nd intermed.

T3 Time from 2nd intermed. to 3rd intermed.  
T4 Time from 3rd intermediate to finish line

Lap	Lap Time	T1	T2	T3	T4	Speed	Lap	Lap Time	T1	T2	T3	T4	Speed
<b>1st</b>	<b>13</b>	<b>Hakim DANISH</b>		AEON Credit - MT Helm MAL			10	2'13.797 P	39.253	23.550	29.808	41.186	222.6
		Runs=2	Total laps=12	Full laps=9	Valid laps=7		11	7'11.432 P	41.385	27.609	34.723	44.427	
1	3'02.733	41.978	24.515	30.688	33.569		12	2'28.486	41.474	23.386	29.829	32.951	
2	<b>2'07.275</b>	40.157	23.920	30.244	32.954	219.9	13	<b>2'05.013</b>	<b>39.034</b>	23.430	29.888	<b>32.661</b>	226.4
3	<b>2'06.176</b>	39.579	23.644	29.869	33.084	220.8	14	2'08.065 *	39.283	24.606 *	30.434	33.742 *	<b>227.8</b>
4	2'06.419 *	39.314	23.737 *	30.221	33.147	220.8							
5	<b>2'05.917</b>	39.293	23.462	30.125	33.037	220.8							
6	<b>2'06.223</b>	39.404	23.823	30.063	32.933	219.0							
7	<b>2'05.901</b>	39.260	23.587	29.841	33.213	219.5							
8	2'18.021 P	40.272	24.152	30.681 *	42.916	218.6							
9	10'59.293	43.584	31.512	31.425	33.232								
10	<b>2'05.167</b>	39.257	<b>23.295</b>	<b>29.581</b>	33.034	223.1							
11	2'06.045 *	<b>38.913</b>	23.768	30.545 *	32.819	<b>223.6</b>							
12	<b>2'04.754</b>	38.950	23.387	29.734	<b>32.683</b>	223.1							
<b>4th</b>	<b>83</b>	<b>Alvaro CARPE</b>		Red Bull KTM Ajo SPA									
		Runs=2	Total laps=14	Full laps=11	Valid laps=9								
1	2'44.117	39.811	24.305	30.615	34.886								
2	<b>2'06.863</b>	40.455	23.680	29.916	<b>32.812</b>	209.7							
3	<b>2'05.775</b>	39.237	23.555	29.993	32.990	<b>227.3</b>							
4	<b>2'06.514</b>	39.514	23.701	30.135	33.164	223.6							
5	<b>2'06.066</b>	39.608	23.547	29.982	32.929	225.0							
6	<b>2'06.093</b>	39.506	23.668	30.037	32.882	223.6							
7	2'05.628 *	39.201	23.482	29.730	33.215 *	226.4							
8	<b>2'06.258</b>	39.531	23.657	30.019	33.051	223.1							
9	<b>2'06.095</b>	39.393	23.510	29.990	33.202	223.1							
10	2'16.480 P	39.532	23.705	31.078	42.165	220.8							
11	7'06.373	43.896	25.588	30.086	33.014								
12	<b>2'05.041</b>	39.190	<b>23.302</b>	<b>29.682</b>	32.867	225.9							
13	<b>2'05.164</b>	<b>39.081</b>	23.337	29.824	32.922	226.8							
14	2'05.940 *	39.285	23.700	29.890	33.065 *	223.6							
<b>5th</b>	<b>78</b>	<b>Joel ESTEBAN</b>		LEVEL UP - MTA SPA									
		Runs=3	Total laps=11	Full laps=6	Valid laps=6								
1	2'21.934	42.974	23.766	30.231	33.115								
2	<b>2'06.193</b>	39.413	23.611	30.056	33.113	224.0							
3	<b>2'06.267</b>	39.467	23.701	30.068	33.031	225.0							
4	<b>2'07.206</b>	39.632	23.673	30.124	33.777	223.6							
5	<b>2'06.738</b>	39.624	23.735	30.141	33.238	224.5							
6	<b>2'06.647</b>	39.732	23.681	30.126	33.108	221.3							
7	2'42.827 P	39.537	23.722	30.265 *	1'09.303	222.6							
8	12'43.671 P	47.768	30.428	38.457	45.765								
9	2'28.157	41.495	23.579	<b>29.705</b>	32.915								
10	<b>2'05.129</b>	<b>38.999</b>	<b>23.424</b>	29.897	<b>32.809</b>	<b>228.8</b>							
11	2'18.121 P	39.141	24.801 *	30.777	43.402	227.3							
<b>6th</b>	<b>19</b>	<b>Scott OGDEN</b>		CIP Green Power GBR									
		Runs=2	Total laps=13	Full laps=10	Valid laps=6								
1	2'38.066	43.722	24.876	30.891	33.432								
2	<b>2'06.814</b>	39.781	23.939	30.019	33.075	224.5							
3	<b>2'06.469</b>	39.513	23.729	30.111	33.116	225.4							
4	<b>2'06.764</b>	39.534	23.924	30.085	33.221	223.6							

<b>Fastest Lap:</b> Hakim DANISH	MAL	AEON Credit - MT Helmets - MSI	<b>2'04.754</b>	38.950	23.387	29.734	32.683
----------------------------------	-----	--------------------------------	-----------------	--------	--------	--------	--------

These data/results cannot be reproduced, stored and/or transmitted in whole or in part by any manner of electronic, mechanical, photocopying, recording, broadcasting or otherwise now known or herein after developed without the previous express consent by the copyright owner, except for reproduction in daily press and regular printed publications on sale to the public within 60 days of the event related to those data/results and always provided that copyright symbol appears together as follows below.

© MotoGP Sports Entertainment Group, 2026

Official MotoGP Timing by

www.motogp.com

Brno, Friday, June 19, 2026

## Practice

## Moto3™

Lap	Lap Time	T1	T2	T3	T4	Speed
5	<b>2'07.485</b>	39.653	23.892	30.338	33.602	225.9
6	2'06.756 *	39.488	23.702	30.293 *	33.273	225.0
7	2'10.010 *	39.411	23.804	30.206	36.589 *	223.6
8	2'06.489 *	39.503	23.767	30.042	33.177 *	224.0
9	2'17.542 P	39.683	23.743	30.525	43.591	219.9
10	9'10.219	45.219	24.472	32.189	32.954	
11	<b>2'05.149</b>	39.209	<b>23.408</b>	<b>29.808</b>	<b>32.724</b>	225.4
12	<b>2'05.630</b>	<b>39.110</b>	23.415	29.963	33.142	<b>226.4</b>
13	2'05.946 *	39.351	23.614	29.969	33.012 *	225.9

7th	51	Brian URIARTE	Red Bull KTM Ajo	SPA		
Runs=2	Total laps=12	Full laps=9	Valid laps=7			
1	2'14.296	40.075	24.293	30.560	33.520	
2	<b>2'06.847</b>	39.696	23.752	30.342	33.057	222.6
3	<b>2'06.234</b>	39.516	23.653	30.039	33.026	<b>224.0</b>
4	2'06.640 *	39.457	23.669	30.183 *	33.331	222.6
5	<b>2'06.502</b>	39.625	23.613	30.090	33.174	222.2
6	<b>2'06.377</b>	39.572	23.627	30.184	32.994	219.5
7	2'08.675 *	40.155	24.444	30.571	33.505 *	220.4
8	2'14.684 P	39.633	23.684	30.186	41.181	219.9
9	11'44.751	44.545	24.361	30.391	33.039	
10	<b>2'05.697</b>	39.395	23.568	<b>29.888</b>	<b>32.846</b>	222.6
11	<b>2'06.257</b>	39.319	<b>23.427</b>	29.996	33.515	222.2
12	<b>2'05.567</b>	<b>39.206</b>	23.564	29.922	32.875	224.0

8th	54	Jesus RIOS	Rivacold Snipers Team	SPA		
Runs=3	Total laps=13	Full laps=8	Valid laps=5			
1	2'25.744	39.373	24.016	30.320	32.976	
2	<b>2'06.075</b>	39.337	23.574	30.151	33.013	225.0
3	<b>2'12.231</b>	39.535	23.911	30.585	38.200	222.6
4	2'08.118 *	39.707	23.985	31.199	33.227 *	224.5
5	2'17.922 P	39.680	23.923	30.420	43.899	224.5
6	6'15.478	46.897	27.633	31.408	35.975	
7	2'08.170 *	39.287	24.758	31.030	33.095 *	223.1
8	2'08.146 *	39.593	23.601	31.301 *	33.651	<b>225.9</b>
9	2'17.291 P	39.601	24.166	30.489	43.035	220.4
10	6'15.377 *	44.807	27.164	32.243	38.523 *	
11	<b>2'05.664</b>	39.263	<b>23.446</b>	<b>30.063</b>	<b>32.892</b>	223.6
12	<b>2'09.530</b>	39.505	23.855	32.726	33.444	221.3
13	<b>2'06.848</b>	<b>39.253</b>	23.981	30.316	33.298	224.5

9th	27	Rico SALMELA	Red Bull KTM Tech3	FIN		
Runs=2	Total laps=14	Full laps=11	Valid laps=8			
1	2'31.349	39.745	24.495	30.749	33.620	
2	<b>2'07.180</b>	39.796	23.965	30.244	33.175	223.6
3	<b>2'06.602</b>	39.531	23.753	30.148	33.170	<b>226.4</b>
4	2'06.521 *	39.338	23.589	30.373	33.221 *	225.9
5	<b>2'11.562</b>	40.070	27.159	30.639	33.694	224.0
6	<b>2'06.175</b>	39.509	23.710	29.980	32.976	224.0
7	2'07.401 *	39.693	23.839	30.168 *	33.701 *	225.4
8	<b>2'07.304</b>	39.838	23.871	30.209	33.386	219.5
9	2'18.855 P	40.233	25.304	30.441	42.877	218.6
10	8'32.243	45.275	29.089	37.036	40.050	
11	<b>2'05.833</b>	39.593	<b>23.581</b>	<b>29.728</b>	32.931	221.7
12	<b>2'08.335</b>	40.509	24.552	30.235	33.039	223.6

Lap	Lap Time	T1	T2	T3	T4	Speed
13	2'06.260 *	<b>39.165</b>	23.953 *	30.042 *	33.100 *	225.4
14	<b>2'05.721</b>	39.273	23.647	29.945	<b>32.856</b>	223.6

10th	73	Valentin PERRONE	Red Bull KTM Tech3	ARG		
Runs=2	Total laps=12	Full laps=9	Valid laps=6			
1	2'25.565	40.424	24.041	30.232	33.652	
2	<b>2'06.433</b>	39.663	23.680	30.209	32.881	225.0
3	<b>2'11.027</b>	39.613	23.851	31.054	36.509	<b>227.3</b>
4	<b>2'10.753</b>	39.598	23.991	33.531	33.633	224.5
5	<b>2'06.790</b>	39.588	23.754	30.127	33.321	225.4
6	2'12.649 *	39.898	25.511	33.840 *	33.400	220.4
7	2'19.496 P	39.720	23.887	30.192	45.697	222.2
8	12'43.031	47.132	30.104	36.812	41.138	
9	<b>2'05.761</b>	39.624	<b>23.545</b>	<b>29.758</b>	<b>32.834</b>	221.7
10	<b>2'09.843</b>	39.553	25.480	30.185	34.625	226.8
11	2'06.508 *	<b>39.304</b>	23.862 *	30.198	33.144 *	224.0
12	2'06.896 *	39.697	23.944	30.145 *	33.110	221.3

11th	8	Eddie O'SHEA	GRYD Racing	GBR		
Runs=2	Total laps=13	Full laps=9	Valid laps=7			
1	2'28.360	39.766	24.174	30.343	33.550	
2	<b>2'06.147</b>	39.387	23.623	29.928	33.209	<b>229.7</b>
3	<b>2'08.007</b>	39.372	23.559	29.840	35.236	228.3
4	<b>2'12.906</b>	39.429	24.720	34.196	34.561	229.2
5	<b>2'05.809</b>	39.356	23.597	<b>29.799</b>	33.057	228.3
6	<b>2'13.472</b>	39.437	23.700	34.837	35.498	228.3
7	2'06.583 *	39.294	<b>23.528</b>	29.872	33.889 *	227.8
8	2'16.026 P	<b>39.227</b>	23.613	29.995	43.191	228.3
9	10'21.545	43.139	28.209	31.431	33.337	
10	2'17.079 *	42.278	23.635	31.363	39.803 *	225.0
11	<b>2'05.934</b>	39.396	23.694	29.896	<b>32.948</b>	229.7
12	<b>2'05.795</b>	39.238	23.715	29.864	32.978	228.3
13	2'25.777 P	43.887	24.110	33.518	44.262	224.5

12th	18	Matteo BERTELLE	LEVEL UP - MTA	ITA		
Runs=2	Total laps=13	Full laps=10	Valid laps=8			
1	3'04.050	43.654	25.029	30.989	33.900	
2	<b>2'08.468</b>	40.330	24.250	30.441	33.447	222.6
3	2'07.571 *	39.810	24.023	30.136	33.602 *	224.0
4	2'08.314 *	39.746	24.246 *	30.776	33.546	223.1
5	<b>2'06.967</b>	39.714	23.892	30.082	33.279	224.0
6	<b>2'09.172</b>	40.776	24.551	30.272	33.573	221.7
7	<b>2'06.859</b>	39.638	23.866	30.108	33.247	222.6
8	2'19.820 P	39.595	23.872	31.288	45.065	221.3
9	8'33.466	41.456	24.503	30.778	33.531	
10	<b>2'06.290</b>	39.613	23.810	<b>29.949</b>	32.918	224.5
11	<b>2'06.006</b>	39.422	<b>23.696</b>	29.951	32.937	223.6
12	<b>2'10.632</b>	40.331	24.858	32.360	33.083	223.6
13	<b>2'05.805</b>	<b>39.217</b>	23.756	29.963	<b>32.869</b>	<b>228.8</b>

13th	66	Joel KELSO	GRYD Racing	AUS		
Runs=2	Total laps=13	Full laps=10	Valid laps=8			
1	2'28.023	39.962	24.158	30.387	33.458	
2	<b>2'08.026</b>	39.934	23.932	30.768	33.392	225.0
3	<b>2'06.308</b>	39.480	23.663	30.043	33.122	226.4

**Fastest Lap:** Hakim DANISH MAL AEON Credit - MT Helmets - MSI **2'04.754** 38.950 23.387 29.734 32.683

These data/results cannot be reproduced, stored and/or transmitted in whole or in part by any manner of electronic, mechanical, photocopying, recording, broadcasting or otherwise now known or herein after developed without the previous express consent by the copyright owner, except for reproduction in daily press and regular printed publications on sale to the public within 60 days of the event related to those data/results and always provided that copyright symbol appears together as follows below.

© MotoGP Sports Entertainment Group, 2026

Official MotoGP Timing by TISSOT

www.motogp.com

Brno, Friday, June 19, 2026

Page 2 of 4

## Practice

## Moto3™

Lap	Lap Time	T1	T2	T3	T4	Speed
4	<b>2'16.382</b>	44.657	25.015	33.294	33.416	226.8
5	2'06.484 *	39.531	23.720	30.206 *	33.027	226.4
6	<b>2'08.404</b>	39.602	24.362	30.882	33.558	226.8
7	2'09.373 *	39.402	23.890	31.681	34.400 *	224.0
8	2'15.070 P	39.388	23.772	30.125	41.785	225.0
9	10'18.768	43.261	27.624	31.027	33.234	
10	<b>2'05.934</b>	39.446	23.574	29.893	33.021	221.7
11	<b>2'12.537</b>	41.805	25.671	31.412	33.649	221.3
12	<b>2'16.289</b>	41.372	25.414	35.128	34.375	221.3
13	<b>2'05.899</b>	39.189	23.989	29.862	32.859	225.0

14th		94	Guido PINI	Leopard Racing		ITA
Runs=2	Total laps=15	Full laps=12	Valid laps=10			
1	2'42.314	41.382	24.955	30.937	33.992	
2	<b>2'08.213</b>	40.170	24.143	30.359	33.541	222.6
3	<b>2'07.034</b>	40.015	23.837	29.978	33.204	222.6
4	<b>2'07.498</b>	39.722	23.929	30.435	33.412	224.0
5	<b>2'06.633</b>	39.703	23.682	30.083	33.165	223.6
6	<b>2'06.995</b>	39.688	23.675	30.230	33.402	221.7
7	2'06.988 *	39.533	23.747	30.104	33.604 *	222.6
8	<b>2'06.518</b>	39.576	23.717	30.076	33.149	222.6
9	2'19.720 P	40.403	24.483	31.058	43.776	222.6
10	6'16.282	40.444	24.003	30.105	33.242	
11	<b>2'06.611</b>	39.502	23.630	30.027	33.452	223.6
12	<b>2'06.335</b>	39.591	23.590	29.834	33.320	221.3
13	<b>2'09.183</b>	40.028	25.610	30.210	33.335	226.4
14	2'08.223 *	39.334	23.747 *	32.094	33.048	224.5
15	<b>2'05.899</b>	39.235	23.554	30.081	33.029	228.3

15th		9	Veda PRATAMA	Honda Team Asia		INA
Runs=2	Total laps=14	Full laps=11	Valid laps=7			
1	2'24.902	41.771	24.625	30.529	33.331	
2	2'07.026 *	39.621	24.034	30.057	33.314 *	223.1
3	<b>2'11.485</b>	39.776	24.052	31.093	36.564	225.9
4	<b>2'06.435</b>	39.362	23.668	30.120	33.285	226.8
5	2'12.104 *	39.815	23.738	30.232 *	38.319 *	222.6
6	<b>2'07.046</b>	39.819	23.847	30.136	33.244	223.6
7	2'14.650 *	39.681	30.440	30.441	34.088 *	221.7
8	<b>2'06.797</b>	39.498	23.771	30.104	33.424	224.0
9	2'17.827 P	39.886	23.921	30.528	43.492	223.6
10	8'27.599	45.469	29.413	36.644	42.045	
11	<b>2'05.911</b>	39.472	23.875	29.696	32.868	225.9
12	<b>2'06.123</b>	39.323	23.664	30.023	33.113	226.4
13	2'06.508 *	39.445	23.780 *	30.122 *	33.161	223.1
14	<b>2'06.402</b>	39.348	23.835	30.089	33.130	223.1

16th		21	Ruche MOODLEY	CODE Motorsports		RSA
Runs=2	Total laps=14	Full laps=11	Valid laps=8			
1	2'23.940	42.227	24.116	30.603	33.582	
2	<b>2'13.762</b>	40.242	25.855	30.518	37.147	224.0
3	<b>2'08.001</b>	39.993	23.992	30.568	33.448	224.0
4	<b>2'07.428</b>	39.842	23.862	30.232	33.492	223.6
5	<b>2'07.592</b>	39.701	23.928	30.222	33.741	224.0
6	<b>2'10.894</b>	40.125	23.878	33.307	33.584	224.5
7	2'10.962 *	39.973	23.843	30.440	36.706 *	222.6

Lap	Lap Time	T1	T2	T3	T4	Speed
8	2'07.783 *	39.882	23.908	30.276 *	33.717	222.2
9	2'19.165 P	40.277	23.899	30.480	44.509	224.0
10	8'27.007	45.670	28.490	41.624	40.963	
11	<b>2'06.081</b>	39.659	23.614	29.846	32.962	227.8
12	<b>2'06.194</b>	39.322	23.585	30.212	33.075	230.2
13	2'10.735 *	41.301	23.837 *	31.811	33.786	225.9
14	<b>2'07.688</b>	39.729	23.861	30.511	33.587	227.3

17th		6	Ryusei YAMANAKA	AEON Credit - MT Helm		JPN
Runs=2	Total laps=13	Full laps=10	Valid laps=7			
1	3'24.375	42.318	24.366	30.557	33.747	
2	<b>2'07.672</b>	39.920	24.060	30.184	33.508	224.0
3	2'07.846 *	39.980 *	23.999	30.296	33.571 *	224.5
4	2'07.422 *	39.800	23.873 *	30.183	33.566	223.1
5	<b>2'07.383</b>	39.727	23.721	30.502	33.433	224.0
6	<b>2'07.432</b>	39.948	23.849	30.180	33.455	222.2
7	<b>2'07.442</b>	40.059	23.732	30.084	33.567	222.2
8	<b>2'07.235</b>	39.872	23.723	30.224	33.416	221.7
9	2'16.545 P	39.845	23.838	30.180	42.682	220.4
10	8'08.070	40.450	24.084	30.220	33.299	
11	<b>2'06.723</b>	39.887	23.707	29.997	33.132	224.5
12	<b>2'06.111</b>	39.407	23.645	30.103	32.956	224.5
13	2'08.353 *	39.559	24.634 *	30.427	33.733	224.0

18th		5	Leo RAMMERSTORFER	SIC58 Squadra Corse		AUT
Runs=2	Total laps=15	Full laps=12	Valid laps=11			
1	2'25.722	45.512	24.297	31.370	34.275	
2	<b>2'07.317</b>	39.884	23.812	30.317	33.304	225.4
3	<b>2'11.155</b>	39.753	23.966	30.375	37.061	224.0
4	<b>2'09.353</b>	39.870	23.921	30.901	34.661	225.0
5	<b>2'07.378</b>	39.667	24.027	30.132	33.552	225.0
6	<b>2'13.003</b>	43.523	25.029	30.715	33.736	224.0
7	2'07.915 *	39.490	23.747	30.216	34.462 *	226.4
8	<b>2'09.346</b>	39.726	23.853	31.144	34.623	224.0
9	<b>2'07.524</b>	39.897	23.837	30.208	33.582	222.2
10	2'16.734 P	39.979	23.990	30.267	42.498	217.3
11	6'04.288	45.033	27.383	32.256	33.090	
12	<b>2'15.110</b>	39.579	23.739	31.210	40.582	223.6
13	<b>2'06.191</b>	39.424	23.661	30.065	33.041	225.0
14	<b>2'08.383</b>	39.416	23.729	30.932	34.306	223.1
15	<b>2'07.482</b>	39.434	23.803	30.318	33.927	222.2

19th		11	Adrian CRUCES	CIP Green Power		SPA
Runs=3	Total laps=14	Full laps=9	Valid laps=6			
1	2'22.909	43.930	24.223	31.550	33.401	
2	<b>2'09.523</b>	39.715	24.167	30.976	34.665	224.5
3	<b>2'06.776</b>	39.494	23.706	30.255	33.321	225.9
4	<b>2'13.621</b>	40.515	25.318	34.202	33.586	222.2
5	2'09.415 *	39.543	23.720	30.071 *	36.081	224.5
6	<b>2'06.812</b>	39.618	23.856	30.196	33.142	225.0
7	2'17.355 P	40.106	23.927	30.078	43.244	222.2
8	6'19.909 *	42.673	24.129	31.116	40.210 *	
9	<b>2'06.671</b>	39.362	23.944	30.195	33.170	222.2
10	2'08.319 *	40.933	23.795	30.139	33.452 *	220.4
11	2'21.634 P	39.757	23.716	31.904	46.257	222.6

**Fastest Lap:** Hakim DANISH MAL AEON Credit - MT Helmets - MSI **2'04.754** 38.950 23.387 29.734 32.683

These data/results cannot be reproduced, stored and/or transmitted in whole or in part by any manner of electronic, mechanical, photocopying, recording, broadcasting or otherwise now known or herein after developed without the previous express consent by the copyright owner, except for reproduction in daily press and regular printed publications on sale to the public within 60 days of the event related to those data/results and always provided that copyright symbol appears together as follows below.

© MotoGP Sports Entertainment Group, 2026

Official MotoGP Timing by  TISSOT

www.motogp.com

Brno, Friday, June 19, 2026

Page 3 of 4

## Practice

## Moto3™

Lap	Lap Time	T1	T2	T3	T4	Speed
12	2'27.222 *	41.322	23.621	29.873 *	33.120 *	
13	2'06.192	39.438	23.625	30.190	32.939	225.0
14	2'10.248 *	41.308	24.391 *	30.897	33.652	223.6

20th	32	Zen MITANI	Honda Team Asia	JPN		
Runs=2	Total laps=13	Full laps=10	Valid laps=7			
1	2'22.525	41.068	24.313	30.995	33.370	
2	2'07.382	39.851	24.012	30.332	33.187	223.6
3	2'07.390	39.889	23.852	30.268	33.381	221.3
4	2'11.340	40.619	25.111	31.244	34.366	219.0
5	2'07.299	39.926	23.856	30.159	33.358	220.4
6	2'14.918	42.735	28.125	30.682	33.376	216.4
7	2'06.863 *	39.573	23.728	30.154	33.408 *	222.6
8	2'21.309 P	41.151	24.741	32.411	43.006	220.8
9	10'20.244	42.055	26.912	35.725	33.359	
10	2'15.745 *	39.821	23.690	31.767	40.467 *	223.6
11	2'06.278	39.542	23.639	30.087	33.010	225.9
12	2'09.502 *	39.403	24.446	31.935	33.718 *	223.1
13	2'08.018	39.670	24.540	30.279	33.529	222.2

21st	88	Marcos URIARTE	Liqui Moly Dynavolt Int	SPA		
Runs=2	Total laps=13	Full laps=10	Valid laps=8			
1	2'28.589	43.907	24.223	30.525	33.319	
2	2'06.284	39.391	23.797	30.118	32.978	228.3
3	2'09.305	39.601	23.798	30.233	35.673	228.8
4	2'11.905	39.705	23.994	31.430	36.776	225.0
5	2'07.273	39.629	23.814	30.453	33.377	225.0
6	2'06.408	39.568	23.707	30.141	32.992	225.9
7	2'19.720 P	39.840	24.936	31.835	43.109	228.3
8	10'39.990 *	39.122	23.923	30.138	33.249 *	
9	2'06.293	39.509	23.653	30.065	33.066	225.4
10	2'06.667	39.724	23.920	30.036	32.987	225.4
11	2'09.309	39.625	24.799	30.449	34.436	226.4
12	2'06.706 *	39.465	23.786 *	30.282	33.173	226.4
13	2'07.600 *	39.533	24.289 *	30.554	33.224	225.4

22nd	31	Adrian FERNANDEZ	Leopard Racing	SPA		
Runs=3	Total laps=13	Full laps=8	Valid laps=8			
1	2'37.649	40.496	24.088	30.312	33.225	
2	2'06.303	39.543	23.623	30.117	33.020	225.0
3	2'07.512	39.999	23.939	30.515	33.059	225.4
4	2'06.489	39.322	23.750	30.232	33.185	227.3
5	2'07.187	39.671	23.873	30.287	33.356	223.6
6	2'17.136 P	39.531	23.728	30.754 *	43.123	223.6
7	6'16.522	43.590	25.256	30.187	33.183	
8	2'07.191	39.810	23.904	30.281	33.196	222.2
9	2'16.208 P	39.637	23.843	30.280	42.448	221.3
10	5'09.039	40.454	24.038	30.389	33.318	
11	2'06.729	39.831	23.657	30.130	33.111	222.6
12	2'06.910	39.666	23.763	30.360	33.121	221.7
13	2'06.689	39.564	23.825	30.244	33.056	222.6

23rd	97	Marco MORELLI	CFMOTO Gaviota Aspar	ARG		
Runs=1	Total laps=3	Full laps=2	Valid laps=2			
1	2'37.388	40.799	23.965	30.336	33.168	

Lap	Lap Time	T1	T2	T3	T4	Speed
2	2'06.335	39.674	23.675	30.009	32.977	221.7
3	2'07.052	40.100	23.815	29.981	33.156	224.0
	unfinished	39.474				223.6

24th	67	Casey O'GORMAN	SIC58 Squadra Corse	IRL		
Runs=3	Total laps=13	Full laps=8	Valid laps=5			
1	2'12.680	39.615	24.271	30.415	33.489	
2	2'07.348	39.747	23.846	30.197	33.558	221.3
3	2'07.424	39.869	23.937	30.237	33.381	222.2
4	2'06.904	39.483	23.852	30.190	33.379	224.0
5	2'16.206 P	39.553	23.711	30.178	42.764	223.1
6	4'27.454 *	43.922	24.536	30.808	35.930 *	
7	2'06.424	39.545	23.702	30.033	33.144	223.1
8	2'09.154 *	39.745	25.637	30.489	33.283 *	220.8
9	2'16.523 P	39.675	23.993	30.414 *	42.441	221.3
10	6'09.216 *	43.996	27.638 *	32.013	33.034 *	
11	2'14.755 *	39.597	23.613	31.901	39.644 *	225.9
12	2'06.453	39.506	23.934	29.930	33.083	220.4
13	2'46.880 *	39.398	1'00.586	33.008	33.888 *	222.6

25th	10	Nicola CARRARO	Rivacold Snipers Team	ITA		
Runs=2	Total laps=12	Full laps=9	Valid laps=6			
1	2'28.698	40.326	24.824	30.508	33.600	
2	2'06.648	39.665	23.823	30.053	33.107	229.7
3	2'07.873	39.672	23.753	30.088	34.360	225.9
4	2'11.171	39.772	23.863	33.800	33.736	225.4
5	2'09.366	39.933	23.983	30.522	34.928	227.8
6	2'10.047 *	39.955	24.020	31.854 *	34.218	224.0
7	2'07.751 *	39.755	23.819	30.342	33.835 *	225.9
8	2'17.323 P	40.417	23.843	30.378	42.685	222.6
9	12'36.554	44.654	27.496	32.429	39.031	
10	2'07.028	39.828	23.922	30.104	33.174	225.0
11	2'07.711 *	39.482	23.791	30.717 *	33.721 *	227.3
12	2'07.185	39.834	23.896	30.216	33.239	223.1

26th	14	Cormac BUCHANAN	CODE Motorsports	NZE		
Runs=2	Total laps=15	Full laps=12	Valid laps=7			
1	2'26.846	40.825	24.470	30.567	33.428	
2	2'07.879 *	39.910	24.000	30.385	33.584 *	225.9
3	2'07.523	39.691	24.056	30.280	33.496	225.0
4	2'12.001	40.070	24.512	33.566	33.853	222.2
5	2'07.424	39.861	23.883	30.389	33.291	226.4
6	2'07.945	39.876	24.269	30.383	33.417	222.6
7	2'07.724 *	39.739	23.919	30.213	33.853 *	225.0
8	2'07.531	39.787	23.876	30.216	33.652	221.7
9	2'09.993	39.798	25.805	30.628	33.762	220.8
10	2'18.485 P	39.905	23.940	30.815	43.825	222.2
11	6'10.036	45.476	27.974	34.562	34.007	
12	2'12.210 *	39.844	23.803	30.115	38.448 *	222.6
13	2'06.703	39.552	23.737	30.280	33.134	227.8
14	2'06.614 *	39.426	23.672	30.296 *	33.220	225.4
15	2'09.216 *	39.613	23.978	31.280 *	34.345	222.6

**Fastest Lap:** Hakim DANISH MAL AEON Credit - MT Helmets - MSI 2'04.754 38.950 23.387 29.734 32.683

These data/results cannot be reproduced, stored and/or transmitted in whole or in part by any manner of electronic, mechanical, photocopying, recording, broadcasting or otherwise now known or herein after developed without the previous express consent by the copyright owner, except for reproduction in daily press and regular printed publications on sale to the public within 60 days of the event related to those data/results and always provided that copyright symbol appears together as follows below.

© MotoGP Sports Entertainment Group, 2026

Official MotoGP Timing by  TISSOT

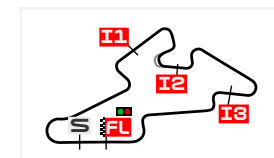
www.motogp.com

Brno, Friday, June 19, 2026

Page 4 of 4

# BEST PARTIAL TIMES

## MONSTER ENERGY GRAND PRIX OF CZECHIA PRACTICE



Automotodrom Brno 5403 m.

*IT* Ideal Lap Time, sum of the best partial times

*BT* Best Lap Time

Pos	T1		T2		T3		T4		Pos	Rider	IT	BT	
	Rider	Time	Rider	Time	Rider	Time	Rider	Time					
1	H.DANISH	38.913	H.DANISH	23.295	H.DANISH	29.581	M.QUILES	32.661	1	H.DANISH	2'04.472	2'04.754	(1)
2	<b>J.ESTEBAN</b>	<b>38.999</b>	<b>A.CARPE</b>	<b>23.302</b>	<b>D.ALMANSA</b>	<b>29.586</b>	<b>D.ALMANSA</b>	<b>32.677</b>	2	D.ALMANSA	2'04.637	2'04.944	(2)
3	D.ALMANSA	39.019	D.ALMANSA	23.355	A.CARPE	29.682	H.DANISH	32.683	3	A.CARPE	2'04.877	2'05.041	(4)
4	<b>M.QUILES</b>	<b>39.034</b>	<b>M.QUILES</b>	<b>23.386</b>	<b>V.PRATAMA</b>	<b>29.696</b>	<b>S.OGDEN</b>	<b>32.724</b>	4	M.QUILES	2'04.889	2'05.013	(3)
5	A.CARPE	39.081	S.OGDEN	23.408	J.ESTEBAN	29.705	J.ESTEBAN	32.809	5	J.ESTEBAN	2'04.937	2'05.129	(5)
6	<b>S.OGDEN</b>	<b>39.110</b>	<b>J.ESTEBAN</b>	<b>23.424</b>	<b>R.SALMELA</b>	<b>29.728</b>	<b>A.CARPE</b>	<b>32.812</b>	6	S.OGDEN	2'05.050	2'05.149	(6)
7	R.SALMELA	39.165	B.URIARTE	23.427	V.PERRONE	29.758	V.PERRONE	32.834	7	R.SALMELA	2'05.330	2'05.721	(9)
8	<b>J.KELSO</b>	<b>39.189</b>	<b>J.RIOS</b>	<b>23.446</b>	<b>E.O'SHEA</b>	<b>29.799</b>	<b>B.URIARTE</b>	<b>32.846</b>	8	B.URIARTE	2'05.367	2'05.567	(7)
9	B.URIARTE	39.206	E.O'SHEA	23.528	S.OGDEN	29.808	R.SALMELA	32.856	9	V.PERRONE	2'05.441	2'05.761	(10)
10	<b>M.BERTELLE</b>	<b>39.217</b>	<b>V.PERRONE</b>	<b>23.545</b>	<b>M.QUILES</b>	<b>29.808</b>	<b>J.KELSO</b>	<b>32.859</b>	10	J.KELSO	2'05.484	2'05.899	(13)
11	E.O'SHEA	39.227	G.PINI	23.554	G.PINI	29.834	V.PRATAMA	32.868	11	E.O'SHEA	2'05.502	2'05.795	(11)
12	<b>G.PINI</b>	<b>39.235</b>	<b>J.KELSO</b>	<b>23.574</b>	<b>R.MOODLEY</b>	<b>29.846</b>	<b>M.BERTELLE</b>	<b>32.869</b>	12	V.PRATAMA	2'05.551	2'05.911	(15)
13	J.RIOS	39.253	R.SALMELA	23.581	J.KELSO	29.862	J.RIOS	32.892	13	G.PINI	2'05.652	2'05.899	(14)
14	<b>V.PERRONE</b>	<b>39.304</b>	<b>R.MOODLEY</b>	<b>23.585</b>	<b>B.URIARTE</b>	<b>29.888</b>	<b>A.CRUCES</b>	<b>32.939</b>	14	J.RIOS	2'05.654	2'05.664	(8)
15	R.MOODLEY	39.322	C.O'GORMAN	23.613	C.O'GORMAN	29.930	E.O'SHEA	32.948	15	R.MOODLEY	2'05.715	2'06.081	(16)
16	<b>A.FERNANDEZ</b>	<b>39.322</b>	<b>A.CRUCES</b>	<b>23.621</b>	<b>M.BERTELLE</b>	<b>29.949</b>	<b>R.YAMANAKA</b>	<b>32.956</b>	16	M.BERTELLE	2'05.731	2'05.805	(12)
17	V.PRATAMA	39.323	A.FERNANDEZ	23.623	M.MORELLI	29.981	R.MOODLEY	32.962	17	A.CRUCES	2'06.000	2'06.192	(19)
18	<b>A.CRUCES</b>	<b>39.362</b>	<b>Z.MITANI</b>	<b>23.639</b>	<b>R.YAMANAKA</b>	<b>29.997</b>	<b>M.MORELLI</b>	<b>32.977</b>	18	R.YAMANAKA	2'06.005	2'06.111	(17)
19	M.URIARTE	39.391	R.YAMANAKA	23.645	M.URIARTE	30.036	M.URIARTE	32.978	19	C.O'GORMAN	2'06.024	2'06.424	(24)
20	<b>C.O'GORMAN</b>	<b>39.398</b>	<b>M.URIARTE</b>	<b>23.653</b>	<b>N.CARRARO</b>	<b>30.053</b>	<b>Z.MITANI</b>	<b>33.010</b>	20	M.URIARTE	2'06.058	2'06.284	(21)
21	Z.MITANI	39.403	L.RAMMERSTOR	23.661	J.RIOS	30.063	A.FERNANDEZ	33.020	21	A.FERNANDEZ	2'06.082	2'06.303	(22)
22	<b>R.YAMANAKA</b>	<b>39.407</b>	<b>V.PRATAMA</b>	<b>23.664</b>	<b>L.RAMMERSTOR</b>	<b>30.065</b>	<b>G.PINI</b>	<b>33.029</b>	22	M.MORELLI	2'06.107	2'06.335	(23)
23	L.RAMMERSTOR	39.416	C.BUCHANAN	23.672	A.CRUCES	30.078	L.RAMMERSTOR	33.041	23	Z.MITANI	2'06.139	2'06.278	(20)
24	<b>C.BUCHANAN</b>	<b>39.426</b>	<b>M.MORELLI</b>	<b>23.675</b>	<b>Z.MITANI</b>	<b>30.087</b>	<b>C.O'GORMAN</b>	<b>33.083</b>	24	L.RAMMERSTORFER	2'06.183	2'06.191	(18)
25	M.MORELLI	39.474	M.BERTELLE	23.696	C.BUCHANAN	30.115	N.CARRARO	33.107	25	C.BUCHANAN	2'06.347	2'06.703	(26)

These data/results cannot be reproduced, stored and/or transmitted in whole or in part by any manner of electronic, mechanical, photocopying, recording, broadcasting or otherwise now known or herein after developed without the previous express consent by the copyright owner, except for reproduction in daily press and regular printed publications on sale to the public within 60 days of the event related to those data/results and always provided that copyright symbol appears together as follows below.

© MotoGP Sports Entertainment Group, 2026

# BEST PARTIAL TIMES

## MONSTER ENERGY GRAND PRIX OF CZECHIA PRACTICE



Automotodrom Brno 5403 m.

*IT* Ideal Lap Time, sum of the best partial times

*BT* Best Lap Time

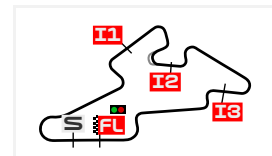
Pos	<i>T1</i>		<i>T2</i>		<i>T3</i>		<i>T4</i>		Pos	Rider	<i>IT</i>	<i>BT</i>
	Rider	Time	Rider	Time	Rider	Time	Rider	Time				
26	N.CARRARO	39.482	N.CARRARO	23.753	A.FERNANDEZ	30.117	C.BUCHANAN	33.134	26	N.CARRARO	2'06.395	2'06.648 (25)

These data/results cannot be reproduced, stored and/or transmitted in whole or in part by any manner of electronic, mechanical, photocopying, recording, broadcasting or otherwise now known or herein after developed without the previous express consent by the copyright owner, except for reproduction in daily press and regular printed publications on sale to the public within 60 days of the event related to those data/results and always provided that copyright symbol appears together as follows below.

© MotoGP Sports Entertainment Group, 2026

**FASTEST LAPS SEQUENCE**

**MONSTER ENERGY GRAND PRIX OF CZECHIA  
PRACTICE**



Automotodrom Brno 5403 m.

<i>Practice Time</i>	<i>#</i>	<i>Rider</i>	<i>Nation</i>	<i>Motorcycle</i>	<i>Time</i>	<i>Km/h</i>	<i>Rider's Lap</i>
<b>4'16.088</b>	28	<b>Maximo QUILES</b>	SPA	KTM	<b>2'06.049</b>	154.3	2
<b>5'21.793</b>	22	<b>David ALMANSA</b>	SPA	KTM	<b>2'05.734</b>	154.6	2
<b>6'21.718</b>	28	<b>Maximo QUILES</b>	SPA	KTM	<b>2'05.630</b>	154.8	3
<b>7'27.064</b>	22	<b>David ALMANSA</b>	SPA	KTM	<b>2'05.271</b>	155.2	3
<b>11'37.908</b>	22	<b>David ALMANSA</b>	SPA	KTM	<b>2'05.167</b>	155.3	5
<b>26'57.925</b>	22	<b>David ALMANSA</b>	SPA	KTM	<b>2'04.944</b>	155.6	10
<b>35'13.924</b>	13	<b>Hakim DANISH</b>	MAL	KTM	<b>2'04.754</b>	155.9	12

These data/results cannot be reproduced, stored and/or transmitted in whole or in part by any manner of electronic, mechanical, photocopying, recording, broadcasting or otherwise now known or herein after developed without the previous express consent by the copyright owner, except for reproduction in daily press and regular printed publications on sale to the public within 60 days of the event related to those data/results and always provided that copyright symbol appears together as follows below.

© MotoGP Sports Entertainment Group, 2026

Official MotoGP Timing by **TISSOT**  
www.motogp.com

**Brno, Friday, June 19, 2026**