



TT Circuit Assen

4542 m.

# CLASSIFICATION

## GRAND PRIX OF THE NETHERLANDS TISSOT GRAND PRIX OF THE NETHERLANDS FREE PRACTICE NR. 1

#	Rider	Nation	Team	Motorcycle	Time	Lap Total	Gap	T. Speed
1	72 <b>Marco BEZZECCHI</b>	ITA	Aprilia Racing	APRILIA	<b>1'32.311</b>	12 19		<b>308.5</b>
2	63 <b>Francesco BAGNAIA</b>	ITA	Ducati Lenovo Team	DUCATI	<b>1'32.409</b>	15 15	0.098 0.098	<b>309.4</b>
3	89 <b>Jorge MARTIN</b>	SPA	Aprilia Racing	APRILIA	<b>1'32.455</b>	10 20	0.144 0.046	<b>306.8</b>
4	49 <b>Fabio DI GIANNANTONIO</b>	ITA	Pertamina Enduro VR46 Racing Team	DUCATI	<b>1'32.471</b>	13 18	0.160 0.016	<b>309.4</b>
5	79 <b>Ai OGURA</b>	JPN	SuperFile Trackhouse MotoGP Team	APRILIA	<b>1'32.475</b>	20 21	0.164 0.004	<b>308.5</b>
6	25 <b>Raul FERNANDEZ</b>	SPA	SuperFile Trackhouse MotoGP Team	APRILIA	<b>1'32.516</b>	16 19	0.205 0.041	<b>305.9</b>
7	36 <b>Joan MIR</b>	SPA	Honda HRC Castrol	HONDA	<b>1'32.551</b>	18 19	0.240 0.035	<b>305.9</b>
8	54 <b>Fermin ALDEGUER</b>	SPA	BK8 Gresini Racing MotoGP	DUCATI	<b>1'32.658</b>	11 15	0.347 0.107	<b>304.2</b>
9	12 <b>Maverick VIÑALES</b>	SPA	Red Bull KTM Tech3	KTM	<b>1'32.667</b>	17 19	0.356 0.009	<b>307.6</b>
10	93 <b>Marc MARQUEZ</b>	SPA	Ducati Lenovo Team	DUCATI	<b>1'32.757</b>	5 17	0.446 0.090	<b>307.6</b>
11	37 <b>Pedro ACOSTA</b>	SPA	Red Bull KTM Factory Racing	KTM	<b>1'32.765</b>	15 18	0.454 0.008	<b>310.3</b>
12	11 <b>Diogo MOREIRA</b>	BRA	Pro Honda LCR	HONDA	<b>1'32.850</b>	15 15	0.539 0.085	<b>310.3</b>
13	73 <b>Alex MARQUEZ</b>	SPA	BK8 Gresini Racing MotoGP	DUCATI	<b>1'32.950</b>	13 18	0.639 0.100	<b>312.1</b>
14	21 <b>Franco MORBIDELLI</b>	ITA	Pertamina Enduro VR46 Racing Team	DUCATI	<b>1'32.981</b>	15 20	0.670 0.031	<b>303.3</b>
15	23 <b>Enea BASTIANINI</b>	ITA	Red Bull KTM Tech3	KTM	<b>1'33.076</b>	18 18	0.765 0.095	<b>308.5</b>
16	43 <b>Jack MILLER</b>	AUS	Prima Pramac Yamaha MotoGP	YAMAHA	<b>1'33.101</b>	16 17	0.790 0.025	<b>300.0</b>
17	42 <b>Alex RINS</b>	SPA	Monster Energy Yamaha MotoGP Team	YAMAHA	<b>1'33.134</b>	15 17	0.823 0.033	<b>301.6</b>
18	10 <b>Luca MARINI</b>	ITA	Honda HRC Castrol	HONDA	<b>1'33.267</b>	10 13	0.956 0.133	<b>307.6</b>
19	33 <b>Brad BINDER</b>	RSA	Red Bull KTM Factory Racing	KTM	<b>1'33.268</b>	9 23	0.957 0.001	<b>307.6</b>
20	20 <b>Fabio QUARTARARO</b>	FRA	Monster Energy Yamaha MotoGP Team	YAMAHA	<b>1'33.296</b>	6 19	0.985 0.028	<b>300.8</b>
21	7 <b>Toprak RAZGATLIOGLU</b>	TUR	Prima Pramac Yamaha MotoGP	YAMAHA	<b>1'33.515</b>	18 18	1.204 0.219	<b>301.6</b>
22	47 <b>Augusto FERNANDEZ</b>	SPA	Yamaha Factory Racing	YAMAHA	<b>1'33.999</b>	20 20	1.688 0.484	<b>300.0</b>
23	35 <b>Cal CRUTCHLOW</b>	GBR	Castrol Honda LCR	HONDA	<b>1'34.661</b>	13 16	2.350 0.662	<b>306.8</b>

Practice condition: **Dry**

Air: 28°

Humidity: 60%

Ground: 37°

<b>Fastest Lap:</b>	Lap: 12	<b>Marco BEZZECCHI</b>	<b>1'32.311</b>	177.1 Km/h
<b>Best Race Lap:</b>	2024	<b>Francesco BAGNAIA</b>	<b>1'31.866</b>	177.9 Km/h
<b>All-Time Lap Record:</b>	2024	<b>Francesco BAGNAIA</b>	<b>1'30.540</b>	180.5 Km/h

The results are provisional until the end of the limit for protest and appeals.

Time limit for protest expires 60' after publication of the results - ..... Time: **11:44**

These data/results cannot be reproduced, stored and/or transmitted in whole or in part by any manner of electronic, mechanical, photocopying, recording, broadcasting or otherwise now known or herein after developed without the previous express consent by the copyright owner, except for reproduction in daily press and regular printed publications on sale to the public within 60 days of the event related to those data/results and always provided that copyright symbol appears together as follows below.

© MotoGP Sports Entertainment Group, 2026

Official MotoGP Timing by

www.motogp.com

Assen, Friday, June 26, 2026



TT Circuit Assen

4542 m.

## TOP SPEED & AVERAGE

### GRAND PRIX OF THE NETHERLANDS TISSOT GRAND PRIX OF THE NETHERLANDS FREE PRACTICE NR. 1

#	Rider	Nation	Motorcycle	Top 5 speeds					Average	Top
73	<b>Alex MARQUEZ</b>	SPA	DUCATI	312.1	309.4	308.5	308.5	307.6	308.8	<b>312.1</b>
11	<b>Diogo MOREIRA</b>	BRA	HONDA	310.3	308.5	308.5	308.5	307.6	308.4	<b>310.3</b>
37	<b>Pedro ACOSTA</b>	SPA	KTM	310.3	309.4	309.4	308.5	308.5	309.1	<b>310.3</b>
49	<b>Fabio DI GIANNANTONIO</b>	ITA	DUCATI	309.4	307.6	307.6	306.8	306.8	307.3	<b>309.4</b>
63	<b>Francesco BAGNAIA</b>	ITA	DUCATI	309.4	308.5	308.5	308.5	308.5	308.7	<b>309.4</b>
23	<b>Enea BASTIANINI</b>	ITA	KTM	308.5	308.5	308.5	307.6	306.8	308.0	<b>308.5</b>
72	<b>Marco BEZZECCHI</b>	ITA	APRILIA	308.5	307.6	307.6	306.8	306.8	307.3	<b>308.5</b>
79	<b>Ai OGURA</b>	JPN	APRILIA	308.5	308.5	308.5	307.6	307.6	308.1	<b>308.5</b>
10	<b>Luca MARINI</b>	ITA	HONDA	307.6	307.6	306.8	306.8	305.9	306.6	<b>307.6</b>
12	<b>Maverick VIÑALES</b>	SPA	KTM	307.6	305.0	304.2	304.2	304.2	304.9	<b>307.6</b>
33	<b>Brad BINDER</b>	RSA	KTM	307.6	306.8	305.9	305.9	305.9	306.2	<b>307.6</b>
93	<b>Marc MARQUEZ</b>	SPA	DUCATI	307.6	307.6	306.8	306.8	306.8	307.1	<b>307.6</b>
35	<b>Cal CRUTCHLOW</b>	GBR	HONDA	306.8	305.9	305.0	305.0	305.0	305.3	<b>306.8</b>
89	<b>Jorge MARTIN</b>	SPA	APRILIA	306.8	306.8	305.9	305.9	305.9	306.3	<b>306.8</b>
25	<b>Raul FERNANDEZ</b>	SPA	APRILIA	305.9	304.2	304.2	303.3	303.3	304.0	<b>305.9</b>
36	<b>Joan MIR</b>	SPA	HONDA	305.9	305.9	305.9	305.9	305.0	305.5	<b>305.9</b>
54	<b>Fermin ALDEGUER</b>	SPA	DUCATI	304.2	304.2	304.2	303.3	303.3	303.8	<b>304.2</b>
21	<b>Franco MORBIDELLI</b>	ITA	DUCATI	303.3	303.3	303.3	303.3	303.3	303.3	<b>303.3</b>
7	<b>Toprak RAZGATLIOGLU</b>	TUR	YAMAHA	301.6	301.6	300.8	300.0	300.0	300.8	<b>301.6</b>
42	<b>Alex RINS</b>	SPA	YAMAHA	301.6	301.6	301.6	300.8	300.8	301.1	<b>301.6</b>
20	<b>Fabio QUARTARARO</b>	FRA	YAMAHA	300.8	300.0	300.0	300.0	300.0	300.1	<b>300.8</b>
43	<b>Jack MILLER</b>	AUS	YAMAHA	300.0	300.0	299.1	299.1	299.1	299.4	<b>300.0</b>
47	<b>Augusto FERNANDEZ</b>	SPA	YAMAHA	300.0	300.0	300.0	300.0	300.0	300.0	<b>300.0</b>

These data/results cannot be reproduced, stored and/or transmitted in whole or in part by any manner of electronic, mechanical, photocopying, recording, broadcasting or otherwise now known or herein after developed without the previous express consent by the copyright owner, except for reproduction in daily press and regular printed publications on sale to the public within 60 days of the event related to those data/results and always provided that copyright symbol appears together as follows below.

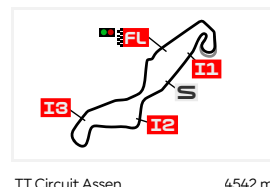
© MotoGP Sports Entertainment Group, 2026

Official MotoGP Timing by [www.motogp.com](http://www.motogp.com)

Assen, Friday, June 26, 2026

# CHRONOLOGICAL ANALYSIS OF PERFORMANCES

## GRAND PRIX OF THE NETHERLANDS TISSOT GRAND PRIX OF THE FREE PRACTICE NR. 1



TT Circuit Assen

4542 m.

\* Lap / Sector time cancelled  
 P Crossing the finish line in pit lane  
 \*\* Tyre data subject to further updates

T1 Time from finish line to 1st intermediate  
 T2 Time from 1st intermed. to 2nd intermed.

T3 Time from 2nd intermed. to 3rd intermed.  
 T4 Time from 3rd intermediate to finish line

Lap	Lap Time	T1	T2	T3	T4	Speed	Lap	Lap Time	T1	T2	T3	T4	Speed	
<b>1st</b>	<b>72</b>	<b>Marco BEZZECCHI</b>		APRILIA	ITA									
		Aprilia Racing												
		Runs=3	Total laps=19	Full laps=14	Valid laps=13									
Run #	1	Front Tyre	Slick-Soft	Rear Tyre	Slick-Medium		Run #	1	Front Tyre	Slick-Medium	Rear Tyre	Slick-Medium		
		New Tyre		New Tyre					New Tyre		New Tyre			
1	1'46.660	31.540	15.916	28.395	22.841	288.0	7	1'40.642	P	30.396	14.475	26.340	29.431	308.5
2	1'35.853	31.625	14.983	27.078	22.167	305.9								
3	1'33.857	30.987	14.621	26.481	21.768	307.6								
4	1'33.271	30.769	14.580	26.423	21.499	306.8								
5	1'34.673	30.637	14.816	27.277	21.943	305.9								
6	1'32.589	30.597	14.438	26.371	21.183	305.0								
7	1'42.871	P	30.543	14.303	26.952	31.073	308.5							
Run #	2	Front Tyre	Slick-Soft	Rear Tyre	Slick-Medium		Run #	3	Front Tyre	Slick-Medium	Rear Tyre	Slick-Medium		
		7 Laps at start		7 Laps at start					7 Laps at start		7 Laps at start			
8	8'09.584	30.968	15.215	27.545	22.412	302.5								
9	1'33.051	30.640	14.501	26.494	21.416	304.2								
10	1'32.476	30.492	14.338	26.322	21.324	305.9								
11	1'47.470	30.442	14.384	40.398	22.246	307.6								
12	1'32.311	30.444	14.349	26.282	21.236	306.8								
13	1'36.628	*	32.190	15.274	27.024	22.140	*	295.0						
14	1'42.580	P	30.654	14.526	26.969	30.431	305.0							
Run #	3	Front Tyre	Slick-Medium	Rear Tyre	Slick-Medium		Run #	4	Front Tyre	Slick-Medium	Rear Tyre	Slick-Medium		
		New Tyre		14 Laps at start					10 Laps at start		10 Laps at start			
15	10'34.236	31.892	15.071	26.993	21.901	303.3								
16	1'33.180	30.854	14.454	26.508	21.364	306.8								
17	1'32.579	30.505	14.456	26.318	21.300	306.8								
18	1'32.312	30.485	14.327	26.340	21.160	305.9								
19	1'32.816	30.545	14.421	26.398	21.452	305.0								
<b>2nd</b>	<b>63</b>	<b>Francesco BAGNAIA</b>		DUCATI	ITA									
		Ducati Lenovo Team												
		Runs=4	Total laps=15	Full laps=8	Valid laps=8									
Run #	1	Front Tyre	Slick-Medium	Rear Tyre	Slick-Medium		Run #	1	Front Tyre	Slick-Medium	Rear Tyre	Slick-Medium		
		New Tyre		New Tyre					New Tyre		New Tyre			
1	1'46.100	31.771	15.834	28.180	22.779	294.2								
2	2'09.637	P	37.982	27.868	33.188	30.599	150.0							
Run #	2	Front Tyre	Slick-Medium	Rear Tyre	Slick-Medium		Run #	2	Front Tyre	Slick-Medium	Rear Tyre	Slick-Medium		
		2 Laps at start		2 Laps at start					6 Laps at start		6 Laps at start			
3	9'03.247	31.384	15.125	27.157	21.998	305.9								
4	1'33.401	30.663	14.618	26.452	21.668	308.5								
5	1'32.722	30.529	14.444	26.378	21.371	308.5								
6	1'32.571	30.523	14.357	26.313	21.378	308.5								
<b>3rd</b>	<b>89</b>	<b>Jorge MARTIN</b>		APRILIA	SPA									
		Aprilia Racing												
		Runs=3	Total laps=20	Full laps=15	Valid laps=11									
Run #	1	Front Tyre	Slick-Medium	Rear Tyre	Slick-Medium		Run #	1	Front Tyre	Slick-Medium	Rear Tyre	Slick-Medium		
		New Tyre		New Tyre					New Tyre		New Tyre			
1	2'18.079	31.314	15.418	27.421	22.826	302.5								
2	1'35.213	31.436	14.795	26.829	22.153	305.0								
3	1'33.739	30.938	14.681	26.488	21.632	305.9								
4	1'33.142	30.728	14.656	26.334	21.424	306.8								
5	1'33.043	30.660	14.613	26.343	21.427	305.0								
6	1'49.849	P	34.997	17.068	27.996	29.788	229.2							
Run #	2	Front Tyre	Slick-Medium	Rear Tyre	Slick-Medium		Run #	2	Front Tyre	Slick-Medium	Rear Tyre	Slick-Medium		
		6 Laps at start		6 Laps at start					6 Laps at start		6 Laps at start			
7	8'37.874	30.848	15.047	27.324	21.863	300.8								
8	1'33.230	30.808	14.604	26.429	21.389	303.3								
9	1'32.722	30.633	14.523	26.308	21.258	304.2								
10	1'32.455	30.515	14.437	26.354	21.149	303.3								
11	1'32.530	30.512	14.368	26.349	21.301	304.2								
12	1'46.504	*	39.475	15.738	29.106	22.185	*	296.7						
13	1'35.487	*	32.034	14.790	26.786	21.877	301.6							
14	1'32.530	30.548	14.432	26.301	21.249	305.9								
15	1'47.330	P	33.422	15.718	27.525	30.665	291.8							
Run #	3	Front Tyre	Slick-Medium	Rear Tyre	Slick-Medium		Run #	3	Front Tyre	Slick-Medium	Rear Tyre	Slick-Medium		
		15 Laps at start		15 Laps at start					15 Laps at start		15 Laps at start			
16	8'09.438	32.012	15.834	26.734	21.431	278.3								
17	1'32.892	30.583	14.486	26.420	21.403	304.2								
18	1'32.628	30.602	14.380	26.367	21.279	306.8								
19	1'34.938	*	30.509	14.512	27.276	22.641	*	305.9						
20	1'37.754	*	34.086	15.482	26.699	21.487	302.5							
<b>Fastest Lap:</b>	Marco BEZZECCHI	ITA	Aprilia Racing	1'32.311	30.444	14.349	26.282	21.236						

These data/results cannot be reproduced, stored and/or transmitted in whole or in part by any manner of electronic, mechanical, photocopying, recording, broadcasting or otherwise now known or herein after developed without the previous express consent by the copyright owner, except for reproduction in daily press and regular printed publications on sale to the public within 60 days of the event related to those data/results and always provided that copyright symbol appears together as follows below.

© MotoGP Sports Entertainment Group, 2026

Official MotoGP Timing by

www.motogp.com

Assen, Friday, June 26, 2026

## Free Practice Nr. 1

MotoGP™

Lap	Lap Time	T1	T2	T3	T4	Speed
<b>4th</b>	<b>49</b>	<b>Fabio DI GIANNANTONIO</b>		DUCATI	ITA	
Pertamina Enduro VR46 Racing Team						
Runs=3		Total laps=18		Full laps=12		Valid laps=9
Run #	1	Front Tyre	Slick-Soft	Rear Tyre	Slick-Medium	
			New Tyre	New Tyre		
1	1'55.579	33.395	16.040	27.704	22.565	293.4
2	<b>1'34.969</b>	31.548	14.910	26.811	21.700	305.9
3	<b>1'33.829</b>	30.991	14.564	26.511	21.763	306.8
4	<b>1'33.527</b>	30.875	14.496	26.444	21.712	307.6
5	<b>1'32.815</b>	30.566	14.422	26.349	21.478	306.8
6	<b>1'32.516</b>	30.466	14.363	26.286	21.401	307.6
7	1'48.546 P	33.799	15.141	27.961	31.645	303.3
Run #	2	Front Tyre	Slick-Soft	Rear Tyre	Slick-Medium	
			7 Laps at start	7 Laps at start		
8	10'09.995 *	31.566	15.264	30.384	22.090 *	296.7
9	1'33.742 *	31.077 *	14.586	26.552	21.527	305.9
10	<b>1'32.749</b>	30.530	14.345	26.460	21.414	306.8
11	1'34.655 *	30.418	14.600	26.445	23.192 *	309.4
12	1'35.071 *	31.397 *	14.979	26.828	21.867	300.0
13	<b>1'32.471</b>	30.442	14.445	26.292	21.292	305.9
14	1'50.481 P	33.891	15.727	28.652	32.211	297.5
Run #	3	Front Tyre	Slick-Soft	Rear Tyre	Slick-Medium	
			14 Laps at start	14 Laps at start		
15	7'16.195	31.889	15.003	26.865	21.967	302.5
16	<b>1'33.123</b>	30.655	14.492	26.491	21.485	305.9
17	<b>1'32.696</b>	30.547	14.416	26.416	21.317	306.8
18	1'46.612 P	30.575	14.409	28.622	33.006	306.8

<b>5th</b>	<b>79</b>	<b>Ai OGURA</b>		APRILIA	JPN	
SuperFile Trackhouse MotoGP Team						
Runs=3		Total laps=21		Full laps=15		Valid laps=13
Run #	1	Front Tyre	Slick-Soft	Rear Tyre	Slick-Medium	
			New Tyre	New Tyre		
1	1'59.092	34.048	16.354	28.355	22.615	287.2
2	<b>1'36.088</b>	31.682	14.989	27.195	22.222	305.9
3	<b>1'34.326</b>	31.078	14.575	26.874	21.799	308.5
4	<b>1'38.547</b>	31.090	14.680	30.828	21.949	308.5
5	<b>1'33.355</b>	30.562	14.704	26.464	21.625	307.6
6	<b>1'32.633</b>	30.508	14.472	26.328	21.325	306.8
7	<b>1'32.921</b>	30.703	14.393	26.447	21.378	308.5
8	1'51.504 P	34.752	15.442	28.155	33.155	297.5
Run #	2	Front Tyre	Slick-Soft	Rear Tyre	Slick-Medium	
			8 Laps at start	8 Laps at start		
9	9'26.534	33.181	15.545	28.166	22.023	302.5
10	<b>1'35.764</b>	32.159	14.706	27.148	21.751	305.9
11	<b>1'32.808</b>	30.652	14.429	26.402	21.325	305.9
12	1'32.912 *	30.704 *	14.474	26.349	21.385 *	305.9
13	1'32.821 *	30.621 *	14.380	26.540	21.280	305.9
14	1'50.160 P	30.494	14.851	31.421	33.394	307.6
Run #	3	Front Tyre	Slick-Medium	Rear Tyre	Slick-Medium	
			New Tyre	14 Laps at start		
15	6'20.568	34.322	15.499	28.540	21.987	297.5
16	<b>1'34.194</b>	31.205	14.603	26.822	21.564	304.2
17	<b>1'32.559</b>	30.597	14.400	26.405	21.157	305.9
18	<b>1'32.579</b>	30.523	14.373	26.375	21.308	305.0

Lap	Lap Time	T1	T2	T3	T4	Speed
19	<b>1'32.950</b>	30.713	14.474	26.571	21.192	305.0
20	<b>1'32.475</b>	30.529	14.334	26.468	21.144	305.9
21	2'07.195 P	43.130	15.994	30.179	37.892	288.0

<b>6th</b>	<b>25</b>	<b>Raul FERNANDEZ</b>		APRILIA	SPA	
SuperFile Trackhouse MotoGP Team						
Runs=3		Total laps=19		Full laps=14		Valid laps=12
Run #	1	Front Tyre	Slick-Medium	Rear Tyre	Slick-Medium	
			New Tyre	New Tyre		
1	2'05.996	31.979	16.106	28.226	23.081	299.1
2	<b>1'35.510</b>	31.335	14.988	26.767	22.420	304.2
3	<b>1'36.069</b>	31.169	14.904	27.474	22.522	301.6
4	<b>1'33.388</b>	30.778	14.631	26.441	21.538	304.2
5	<b>1'34.245</b>	30.803	14.543	26.562	22.337	305.9
6	<b>1'32.855</b>	30.641	14.529	26.414	21.271	303.3
7	<b>1'32.769</b>	30.631	14.427	26.437	21.274	302.5
8	1'46.314 P	32.209	14.933	28.255	30.917	300.0
Run #	2	Front Tyre	Slick-Medium	Rear Tyre	Slick-Medium	
			8 Laps at start	8 Laps at start		
9	9'36.524	31.546	15.327	27.294	22.070	299.1
10	<b>1'33.748</b>	30.847	14.703	26.662	21.536	302.5
11	1'33.151 *	30.677	14.552	26.536	21.386 *	301.6
12	1'33.443 *	30.724 *	14.470	26.534	21.715 *	303.3
13	1'47.013 P	31.312 *	15.265	28.686	31.750	292.6
Run #	3	Front Tyre	Slick-Soft	Rear Tyre	Slick-Medium	
			New Tyre	13 Laps at start		
14	8'18.206	32.869	15.245	26.981	21.770	299.1
15	<b>1'33.168</b>	30.780	14.499	26.503	21.386	301.6
16	<b>1'32.516</b>	30.566	14.389	26.367	21.194	303.3
17	<b>1'37.417</b>	33.577	15.261	26.962	21.617	290.3
18	<b>1'32.749</b>	30.600	14.386	26.462	21.301	302.5
19	<b>1'32.651</b>	30.593	14.399	26.485	21.174	302.5

<b>7th</b>	<b>36</b>	<b>Joan MIR</b>		HONDA	SPA	
Honda HRC Castrol						
Runs=3		Total laps=19		Full laps=13		Valid laps=9
Run #	1	Front Tyre	Slick-Soft	Rear Tyre	Slick-Medium	
			New Tyre	New Tyre		
1	2'04.451	32.600	15.975	27.978	23.052	300.8
2	1'36.914 *	32.182	15.132	27.165	22.435 *	305.9
3	<b>1'34.834</b>	31.085	14.911	26.744	22.094	303.3
4	<b>1'34.223</b>	30.860	14.861	26.667	21.835	305.9
5	<b>1'35.302</b>	30.684	14.717	26.455	23.446	305.0
6	1'33.807 *	30.718	14.748	26.555	21.786 *	304.2
7	1'55.999 P	38.726	15.742	28.969	32.562	293.4
Run #	2	Front Tyre	Slick-Soft	Rear Tyre	Slick-Medium	
			7 Laps at start	7 Laps at start		
8	8'09.940	31.720	16.091	27.462	22.054	262.7
9	<b>1'35.015</b>	30.941	14.713	27.358	22.003	304.2
10	<b>1'33.808</b>	30.714	14.695	26.625	21.774	305.0
11	<b>1'33.582</b>	30.633	14.731	26.554	21.664	305.0
12	1'35.057 *	30.596	14.635	26.529	23.297 *	304.2
13	1'38.919 *	33.664 *	15.196	27.736	22.323	301.6
14	1'43.447 P	30.646	14.608	26.704	31.489	305.0

**Fastest Lap:** Marco BEZZECCHI ITA Aprilia Racing **1'32.311** 30.444 14.349 26.282 21.236

These data/results cannot be reproduced, stored and/or transmitted in whole or in part by any manner of electronic, mechanical, photocopying, recording, broadcasting or otherwise now known or herein after developed without the previous express consent by the copyright owner, except for reproduction in daily press and regular printed publications on sale to the public within 60 days of the event related to those data/results and always provided that copyright symbol appears together as follows below.

© MotoGP Sports Entertainment Group, 2026

Official MotoGP Timing by TISSOT

www.motogp.com

Assen, Friday, June 26, 2026

Page 2 of 7



## Free Practice Nr. 1

MotoGP™

Lap	Lap Time	T1	T2	T3	T4	Speed
Run #	3	Front Tyre	Slick-Medium	Rear Tyre	Slick-Medium	
			New Tyre		New Tyre	
15	9'15.352	31.093	15.091	27.546	22.243	302.5
16	<b>1'33.121</b>	30.546	14.676	26.374	21.525	305.9
17	<b>1'32.995</b>	30.479	14.634	26.313	21.569	303.3
18	<b>1'32.551</b>	30.340	14.515	26.251	21.445	305.9
19	1'49.331	P 36.523	14.759	26.535	31.514	304.2

**8th 54** **Fermin ALDEGUER** DUCATI SPA  
BK8 Gresini Racing MotoGP

Run #	1	Front Tyre	Slick-Soft	Rear Tyre	Slick-Medium	Speed
			New Tyre		New Tyre	
1	2'46.256	33.462	16.256	28.574	23.481	293.4
2	<b>1'37.448</b>	32.626	15.195	27.313	22.314	301.6
3	1'35.737	* 31.629	14.964	27.165	21.979	* 303.3
4	<b>1'48.077</b>	43.353	15.561	27.195	21.968	293.4
5	<b>1'34.070</b>	31.002	14.814	26.706	21.548	304.2
6	1'55.357	P 36.184	16.903	29.963	32.307	270.6

Run #	2	Front Tyre	Slick-Medium	Rear Tyre	Slick-Medium	Speed
			New Tyre		6 Laps at start	
7	14'27.233	* 34.155	15.612	27.798	22.373	* 300.8
8	1'35.549	* 31.392	* 14.874	26.860	22.423	* 301.6
9	1'33.647	* 30.882	* 14.642	26.571	21.552	303.3
10	<b>1'32.854</b>	30.614	14.584	26.377	21.279	302.5
11	<b>1'32.658</b>	30.435	14.498	26.474	21.251	304.2
12	1'53.589	P 34.797	16.282	30.495	32.015	286.4

Run #	3	Front Tyre	Slick-Medium	Rear Tyre	Slick-Medium	Speed
			6 Laps at start		12 Laps at start	
13	8'51.257	* 34.408	15.382	27.455	22.314	* 300.8
14	1'34.453	* 31.049	* 14.868	26.795	21.741	304.2
15	<b>1'33.086</b>	30.672	14.626	26.463	21.325	302.5

**9th 12** **Maverick VIÑALES** KTM SPA  
Red Bull KTM Tech3

Run #	1	Front Tyre	Slick-Soft	Rear Tyre	Slick-Medium	Speed
			New Tyre		New Tyre	
1	1'47.823	32.497	15.730	27.951	23.350	300.0
2	<b>1'35.473</b>	31.642	15.022	26.852	21.957	305.0
3	<b>1'34.806</b>	31.117	14.758	27.026	21.905	307.6
4	1'33.756	* 30.804	14.718	26.542	21.692	* 303.3
5	<b>1'33.339</b>	30.529	14.644	26.481	21.685	303.3
6	<b>1'37.656</b>	34.006	14.785	26.746	22.119	302.5
7	<b>1'33.399</b>	30.739	14.549	26.473	21.638	303.3
8	1'47.587	P 30.716	14.991	30.213	31.667	301.6

Run #	2	Front Tyre	Slick-Soft	Rear Tyre	Slick-Medium	Speed
			8 Laps at start		8 Laps at start	
9	8'58.027	31.953	15.322	27.444	22.076	297.5
10	<b>1'34.754</b>	31.103	14.712	26.747	22.192	300.8
11	<b>1'33.804</b>	30.798	14.697	26.638	21.671	302.5
12	1'34.881	* 30.698	14.591	26.580	23.012	* 302.5
13	1'45.253	P 31.815	* 15.053	27.379	31.006	297.5

Run #	3	Front Tyre	Slick-Medium	Rear Tyre	Slick-Medium	Speed
			New Tyre		New Tyre	
14	9'09.777	31.338	15.093	27.009	22.061	300.8

**Fastest Lap:** Marco BEZZECCHI ITA Aprilia Racing **1'32.311** 30.444 14.349 26.282 21.236

Lap	Lap Time	T1	T2	T3	T4	Speed
15	<b>1'32.972</b>	30.613	14.573	26.265	21.521	304.2
16	<b>1'33.531</b>	30.996	14.661	26.410	21.464	304.2
17	<b>1'32.667</b>	30.341	14.540	26.309	21.477	304.2
18	<b>1'36.992</b>	30.467	14.577	26.238	25.710	303.3
19	<b>1'33.055</b>	30.564	14.584	26.359	21.548	304.2

**10th 93** **Marc MARQUEZ** DUCATI SPA  
Ducati Lenovo Team

Run #	1	Front Tyre	Slick-Soft	Rear Tyre	Slick-Medium	Speed
			New Tyre		New Tyre	
1	2'16.172	34.673	15.917	28.790	23.506	290.3
2	1'36.383	* 31.604	15.044	27.466	22.269	* 305.9
3	<b>1'34.155</b>	30.924	14.830	26.752	21.649	305.0
4	<b>1'34.145</b>	30.905	15.063	26.586	21.591	295.0
5	<b>1'32.757</b>	30.533	14.478	26.399	21.347	307.6
6	1'48.382	P 33.344	16.237	29.051	29.750	265.3

Run #	2	Front Tyre	Slick-Medium	Rear Tyre	Slick-Medium	Speed
			New Tyre		6 Laps at start	
7	8'00.944	33.539	15.805	27.985	22.660	296.7
8	<b>1'35.947</b>	31.653	14.806	26.997	22.491	304.2
9	<b>1'35.927</b>	30.646	14.572	27.471	23.238	305.9
10	<b>1'32.913</b>	30.558	14.492	26.492	21.371	306.8
11	<b>1'32.769</b>	30.513	14.481	26.419	21.356	306.8
12	7'52.779	P 30.356	14.466	26.462	6'41.495	306.8

Run #	3	Front Tyre	Slick-Medium	Rear Tyre	Slick-Medium	Speed
			6 Laps at start		12 Laps at start	
13	6'50.802	34.481	16.033	28.709	23.021	291.8
14	<b>1'36.181</b>	31.625	15.028	27.341	22.187	305.0
15	<b>1'35.471</b>	31.418	14.724	27.412	21.917	305.9
16	<b>1'36.747</b>	30.652	14.652	29.462	21.981	305.9
17	<b>1'32.964</b>	30.657	14.478	26.452	21.377	307.6

**11th 37** **Pedro ACOSTA** KTM SPA  
Red Bull KTM Factory Racing

Run #	1	Front Tyre	Slick-Medium	Rear Tyre	Slick-Medium	Speed
			New Tyre		New Tyre	
1	1'47.452	31.485	15.653	27.946	23.157	303.3
2	<b>1'35.704</b>	31.857	14.897	26.758	22.192	306.8
3	<b>1'34.075</b>	31.093	14.612	26.535	21.835	308.5
4	<b>1'33.057</b>	30.754	14.509	26.417	21.377	308.5
5	<b>1'33.149</b>	30.556	14.453	26.585	21.555	308.5
6	<b>1'32.788</b>	30.461	14.524	26.407	21.396	306.8
7	1'45.527	P 33.493	14.894	27.609	29.531	301.6

Run #	2	Front Tyre	Slick-Medium	Rear Tyre	Slick-Medium	Speed
			7 Laps at start		7 Laps at start	
8	8'42.734	30.592	15.387	26.979	21.859	300.0
9	<b>1'37.647</b>	30.775	14.582	30.081	22.209	306.8
10	1'33.755	* 30.926	14.570	26.530	21.729	* 309.4
11	<b>1'33.053</b>	30.694	14.466	26.411	21.482	310.3
12	1'40.630	P 30.616	14.535	26.377	29.102	309.4

Run #	3	Front Tyre	Slick-Medium	Rear Tyre	Slick-Medium	Speed
			12 Laps at start		12 Laps at start	
13	7'04.920	30.762	15.133	27.015	21.827	301.6
14	<b>1'36.681</b>	30.751	14.531	29.538	21.861	304.2

These data/results cannot be reproduced, stored and/or transmitted in whole or in part by any manner of electronic, mechanical, photocopying, recording, broadcasting or otherwise now known or herein after developed without the previous express consent by the copyright owner, except for reproduction in daily press and regular printed publications on sale to the public within 60 days of the event related to those data/results and always provided that copyright symbol appears together as follows below.

© MotoGP Sports Entertainment Group, 2026

Official MotoGP Timing by TISSOT

www.motogp.com

Assen, Friday, June 26, 2026

Page 3 of 7



# Free Practice Nr. 1

MotoGP™

Lap	Lap Time	T1	T2	T3	T4	Speed
15	<b>1'32.765</b>	30.652	<b>14.361</b>	<b>26.364</b>	21.388	305.0
16	1'40.144 *	32.885	15.761	28.925	22.573 *	270.6
17	<b>1'36.742</b>	30.712	14.376	26.454	25.200	306.8
18	1'41.336 P	30.604	14.418	26.516	29.798	306.8

12th 11		Diogo MOREIRA		HONDA		BRA	
		Pro Honda LCR					
		Runs=3	Total laps=15	Full laps=10	Valid laps=11		

Run #	1	Front Tyre	Slick-Soft	Rear Tyre	Slick-Medium	Speed
		New Tyre		New Tyre		
1	1'50.868	31.307	15.892	27.899	22.794	294.2
2	<b>1'36.147</b>	31.611	15.003	27.387	22.146	307.6
3	1'34.334 *	31.072	14.774	26.604	21.884 *	308.5
4	<b>1'33.379</b>	30.610	14.648	26.580	21.541	308.5
5	<b>1'32.985</b>	30.510	14.571	26.399	21.505	307.6
6	1'50.079 P	32.643	16.642	27.812	32.982	248.2

Run #	2	Front Tyre	Slick-Soft	Rear Tyre	Slick-Medium	Speed
		New Tyre		6 Laps at start		
7	10'56.968	32.554	15.486	27.846	22.494	293.4
8	<b>1'34.797</b>	31.112	14.701	26.806	22.178	305.9
9	<b>1'34.066</b>	30.870	14.742	26.647	21.807	306.8
10	<b>1'33.829</b>	30.660	14.741	26.671	21.757	304.2

unfinished						
Run #	3	Front Tyre	Slick-Medium	Rear Tyre	Slick-Medium	Speed
		New Tyre		New Tyre		
11	1'37.052 *	31.824 *	16.110	27.356	21.762	305.0
12	<b>1'33.276</b>	30.480	14.655	26.540	21.601	<b>310.3</b>
13	<b>1'33.004</b>	<b>30.464</b>	14.591	26.405	21.544	308.5
14	<b>1'42.037</b>	30.564	14.925	28.913	27.635	306.8
15	<b>1'32.850</b>	30.649	<b>14.535</b>	<b>26.282</b>	<b>21.384</b>	307.6

13th 73		Alex MARQUEZ		DUCATI		SPA	
		BK8 Gresini Racing MotoGP					
		Runs=3	Total laps=18	Full laps=13	Valid laps=10		

Run #	1	Front Tyre	Slick-Soft	Rear Tyre	Slick-Medium	Speed
		New Tyre		New Tyre		
1	2'07.274	31.296	15.735	27.824	23.082	299.1
2	<b>1'35.186</b>	31.454	14.927	26.749	22.056	307.6
3	<b>1'34.487</b>	30.958	14.817	26.741	21.971	308.5
4	<b>1'33.639</b>	30.701	14.520	26.539	21.879	309.4
5	<b>1'35.773</b>	30.786	14.679	28.377	21.931	308.5
6	1'33.254 *	30.617	14.500	26.453	21.684 *	<b>312.1</b>
7	<b>1'33.214</b>	30.677	14.546	26.420	21.571	307.6
8	1'45.510 P	33.682	15.012	27.390	29.426	305.9

Run #	2	Front Tyre	Slick-Medium	Rear Tyre	Slick-Medium	Speed
		New Tyre		8 Laps at start		
9	11'16.948	31.896	15.145	27.277	22.211	302.5
10	<b>1'33.521</b>	30.721	14.641	26.458	21.701	305.9
11	1'34.577 *	30.802 *	14.646	27.006	22.123 *	305.9
12	<b>1'33.124</b>	30.625	14.522	26.418	21.559	306.8
13	<b>1'32.950</b>	<b>30.575</b>	<b>14.474</b>	<b>26.416</b>	<b>21.485</b>	307.6
14	1'45.499 P	33.469	15.110	27.405	29.515	297.5

Run #	3	Front Tyre	Slick-Medium	Rear Tyre	Slick-Medium	Speed
		6 Laps at start		14 Laps at start		
15	8'00.618	32.342	15.143	30.168	25.045	303.3
16	1'35.587 *	30.755	15.676	26.826	22.330 *	306.8

Lap	Lap Time	T1	T2	T3	T4	Speed
17	<b>1'33.486</b>	30.640	14.491	26.754	21.601	306.8
18	<b>1'33.446</b>	30.699	14.555	26.541	21.651	306.8

14th 21		Franco MORBIDELLI		DUCATI		ITA	
		Pertamina Enduro VR46 Racing Team					
		Runs=3	Total laps=20	Full laps=15	Valid laps=14		

Run #	1	Front Tyre	Slick-Medium	Rear Tyre	Slick-Medium	Speed
		New Tyre		New Tyre		

1	1'56.124	34.946	16.679	27.950	22.618	271.3
2	<b>1'35.751</b>	31.545	15.170	26.894	22.142	301.6
3	<b>1'34.842</b>	31.072	14.880	26.873	22.017	<b>303.3</b>
4	<b>1'33.864</b>	30.879	14.699	26.434	21.852	302.5
5	<b>1'33.434</b>	30.664	14.683	<b>26.432</b>	21.655	303.3
6	<b>1'33.626</b>	30.815	14.611	26.507	21.693	303.3
7	2'03.387 P	39.431	23.316	28.482	<b>32.158</b>	179.4

Run #	2	Front Tyre	Slick-Medium	Rear Tyre	Slick-Medium	Speed
		7 Laps at start		7 Laps at start		

8	8'08.138 *	33.102	15.729	27.490	23.082 *	287.2
9	<b>1'36.062</b>	31.060	14.704	27.098	23.200	302.5
10	<b>1'33.388</b>	30.717	14.587	26.433	21.651	303.3
11	1'36.497 *	30.655	14.585	26.515	24.742 *	302.5
12	1'58.119 P	40.623 *	15.480	28.166	33.850	288.0

Run #	3	Front Tyre	Slick-Medium	Rear Tyre	Slick-Medium	Speed
		12 Laps at start		12 Laps at start		

13	7'44.918	34.236	15.350	27.149	21.959	293.4
14	<b>1'33.601</b>	30.762	14.646	26.484	21.709	302.5
15	<b>1'32.981</b>	<b>30.556</b>	14.465	26.466	<b>21.494</b>	303.3
16	<b>1'33.320</b>	30.557	<b>14.464</b>	26.540	21.759	303.3
17	<b>1'42.064</b>	30.997	14.896	30.807	25.364	301.6
18	<b>1'34.311</b>	31.100	14.806	26.611	21.794	301.6
19	<b>1'33.772</b>	30.818	14.678	26.551	21.725	303.3
20	<b>1'37.718</b>	30.861	14.699	26.616	25.542	302.5

15th 23		Enea BASTIANINI		KTM		ITA	
		Red Bull KTM Tech3					
		Runs=3	Total laps=18	Full laps=13	Valid laps=10		

Run #	1	Front Tyre	Slick-Soft	Rear Tyre	Slick-Medium	Speed
		New Tyre		New Tyre		

1	1'55.541	33.753	15.721	28.018	22.633	300.0
2	<b>1'35.449</b>	31.790	14.958	26.855	21.846	305.9
3	1'39.413 *	31.194	14.735	31.369	22.115 *	307.6
4	<b>1'33.522</b>	30.910	14.660	26.469	<b>21.483</b>	<b>308.5</b>
5	<b>1'33.165</b>	30.631	<b>14.476</b>	26.433	21.625	308.5
6	<b>1'44.179</b>	35.584	16.459	30.208	21.928	255.3
7	1'41.605 P	30.748	14.572	26.534	29.751	306.8

Run #	2	Front Tyre	Slick-Soft	Rear Tyre	Slick-Medium	Speed
		7 Laps at start		7 Laps at start		

8	8'57.616	31.400	15.190	27.162	22.064	302.5
9	<b>1'33.422</b>	30.747	14.670	26.413	21.592	304.2
10	<b>1'36.274</b>	32.164	15.060	27.035	22.015	301.6
11	<b>1'33.120</b>	<b>30.516</b>	14.607	26.467	21.530	305.0
12	1'33.248 *	30.582	14.561	26.498	21.607 *	304.2
13	1'37.909 *	32.011 *	15.880	27.884	22.134	279.0
14	1'44.287 P	30.615	16.220	27.691	29.761	305.9

Fastest Lap:	Marco BEZZECCHI	ITA	Aprilia Racing	<b>1'32.311</b>	30.444	14.349	26.282	21.236
--------------	-----------------	-----	----------------	-----------------	--------	--------	--------	--------

These data/results cannot be reproduced, stored and/or transmitted in whole or in part by any manner of electronic, mechanical, photocopying, recording, broadcasting or otherwise now known or herein after developed without the previous express consent by the copyright owner, except for reproduction in daily press and regular printed publications on sale to the public within 60 days of the event related to those data/results and always provided that copyright symbol appears together as follows below.

© MotoGP Sports Entertainment Group, 2026

Official MotoGP Timing by TISSOT

www.motogp.com

Assen, Friday, June 26, 2026



## Free Practice Nr. 1

MotoGP™

Lap	Lap Time	T1	T2	T3	T4	Speed
Run #	3	Front Tyre	Slick-Medium	Rear Tyre	Slick-Medium	
		New Tyre		14 Laps at start		
15	10'42.191 *	31.661	15.359	29.036	22.703 *	301.6
16	<b>1'37.363</b>	33.185	15.564	26.926	21.688	284.9
17	<b>1'33.178</b>	30.620	14.511	26.494	21.553	308.5
18	<b>1'33.076</b>	30.628	14.521	<b>26.385</b>	21.542	305.9

Run #	1	Front Tyre	Slick-Soft	Rear Tyre	Slick-Medium	
		6 Laps at start		6 Laps at start		
7	10'05.980	34.061	15.473	27.504	22.205	293.4
8	<b>1'34.168</b>	31.088	14.654	26.649	21.777	297.5
9	<b>1'33.768</b>	30.846	14.657	26.584	21.681	298.3
10	<b>1'33.435</b>	30.670	14.491	26.650	21.624	299.1
11	1'34.128 *	30.755	14.572	26.574	22.227 *	298.3
12	1'52.409 P	34.909 *	16.830	29.414	<b>31.256</b>	250.5

Run #	2	Front Tyre	Slick-Soft	Rear Tyre	Slick-Medium	
		6 Laps at start		6 Laps at start		
13	10'47.266	40.984	15.577	32.891	23.377	296.7
14	<b>1'38.619</b>	30.865	14.742	29.709	23.303	300.0
15	<b>1'33.384</b>	<b>30.457</b>	14.669	<b>26.430</b>	21.828	299.1
16	<b>1'33.101</b>	30.526	<b>14.468</b>	26.507	<b>21.600</b>	299.1
17	<b>1'51.302</b>	39.182	15.673	32.540	23.907	284.2

Run #	3	Front Tyre	Slick-Soft	Rear Tyre	Slick-Medium	
		New Tyre		New Tyre		
13	10'47.266	40.984	15.577	32.891	23.377	296.7
14	<b>1'38.619</b>	30.865	14.742	29.709	23.303	300.0
15	<b>1'33.384</b>	<b>30.457</b>	14.669	<b>26.430</b>	21.828	299.1
16	<b>1'33.101</b>	30.526	<b>14.468</b>	26.507	<b>21.600</b>	299.1
17	<b>1'51.302</b>	39.182	15.673	32.540	23.907	284.2

Run #	1	Front Tyre	Slick-Medium	Rear Tyre	Slick-Medium	
		New Tyre		New Tyre		
1	1'47.808	33.802	15.953	28.252	23.628	300.8
2	1'49.571 P	33.585	15.395	28.433	32.158	300.0

Run #	2	Front Tyre	Slick-Medium	Rear Tyre	Slick-Medium	
		2 Laps at start		New Tyre		
3	20'20.179	32.067	15.799	28.044	22.941	296.7
4	<b>1'35.691</b>	31.265	15.069	27.077	22.280	299.1
5	1'35.226 *	31.156	14.939	26.877	22.254 *	299.1
6	1'39.568 *	31.836 *	15.326	30.094	22.312	295.0
7	<b>1'34.060</b>	30.928	14.741	26.612	21.779	<b>301.6</b>
8	<b>1'33.928</b>	30.800	14.607	26.634	21.887	300.8
9	<b>1'40.779</b>	36.948	14.959	26.902	21.970	299.1
10	<b>1'33.687</b>	30.787	14.616	26.604	21.680	300.8
11	<b>1'42.365</b>	32.513	15.132	29.457	25.263	299.1
12	<b>1'33.338</b>	30.724	14.588	26.554	21.472	300.0
13	<b>1'33.233</b>	30.612	14.643	26.504	21.474	300.8
14	<b>1'50.489</b>	40.940	17.105	28.558	23.886	254.1
15	<b>1'33.134</b>	30.747	14.536	<b>26.474</b>	<b>21.377</b>	301.6

Run #	1	Front Tyre	Slick-Soft	Rear Tyre	Slick-Medium	
		New Tyre		New Tyre		
1	1'49.279	32.007	15.945	27.848	23.135	288.7
2	<b>1'35.430</b>	31.446	15.002	26.836	22.146	304.2
3	<b>1'34.834</b>	30.987	14.821	27.107	21.919	305.9
4	1'34.092 *	30.700	14.741	26.989	21.662 *	305.9
5	<b>1'33.598</b>	30.672	14.614	26.715	21.597	305.0
6	<b>1'37.136</b>	30.829	15.303	29.190	21.814	304.2
7	<b>1'33.799</b>	30.703	14.561	26.857	21.678	305.0
8	<b>1'41.403</b>	37.229	14.804	27.257	22.113	305.9
9	<b>1'33.268</b>	30.705	<b>14.497</b>	26.623	<b>21.443</b>	<b>306.8</b>
10	<b>1'33.410</b>	30.649	14.595	26.623	21.543	<b>307.6</b>
11	1'48.462 P	34.533	15.697	27.512	30.720	280.5

Run #	2	Front Tyre	Slick-Medium	Rear Tyre	Slick-Medium	
		New Tyre		11 Laps at start		
12	11'03.376	33.252	17.316	28.332	22.542	200.0
13	<b>1'34.830</b>	31.381	14.765	26.982	21.702	303.3
14	<b>1'38.279</b>	34.786	14.831	26.854	21.808	303.3
15	<b>1'33.537</b>	30.658	14.654	26.613	21.612	305.0
16	<b>1'33.718</b>	30.648	14.769	26.745	21.556	304.2
17	<b>1'33.865</b>	30.791	14.612	26.732	21.730	305.0
18	<b>1'45.313</b>	41.325	15.104	27.043	21.841	302.5
19	<b>1'33.418</b>	30.731	14.578	<b>26.608</b>	21.501	305.9
20	1'33.606 *	<b>30.641</b>	14.553	26.718	21.694 *	305.9
21	1'40.742 *	36.306 *	14.862	26.987	22.587 *	305.9

Fastest Lap:	Marco BEZZECCHI	ITA	Aprilia Racing	<b>1'32.311</b>	30.444	14.349	26.282	21.236
--------------	-----------------	-----	----------------	-----------------	--------	--------	--------	--------

These data/results cannot be reproduced, stored and/or transmitted in whole or in part by any manner of electronic, mechanical, photocopying, recording, broadcasting or otherwise now known or herein after developed without the previous express consent by the copyright owner, except for reproduction in daily press and regular printed publications on sale to the public within 60 days of the event related to those data/results and always provided that copyright symbol appears together as follows below.

© MotoGP Sports Entertainment Group, 2026

Official MotoGP Timing by  TISSOT

www.motogp.com

Assen, Friday, June 26, 2026

Page 5 of 7



Lap	Lap Time	T1	T2	T3	T4	Speed
16	<b>1'33.139</b>	<b>30.588</b>	<b>14.480</b>	26.476	21.595	301.6
17	1'57.170 P	38.148	16.068	29.521	33.433	290.3

Run #	1	Front Tyre	Slick-Soft	Rear Tyre	Slick-Medium	
		New Tyre		New Tyre		
1	1'58.078	35.223	17.514	28.304	22.936	264.7
2	<b>1'36.299</b>	31.898	15.142	27.147	22.112	305.0
3	<b>1'34.954</b>	31.370	14.811	26.972	21.801	<b>307.6</b>
4	<b>1'34.116</b>	30.983	14.688	26.702	21.743	306.8
5	<b>1'33.881</b>	30.820	14.582	26.754	21.725	306.8
6	<b>1'33.543</b>	30.718	14.662	26.579	21.584	307.6
7	1'59.035 P	38.827	22.067	28.125	<b>30.016</b>	179.1

Run #	2	Front Tyre	Slick-Soft	Rear Tyre	Slick-Medium	
		7 Laps at start		7 Laps at start		
8	7'39.880 *	32.304	14.942	27.271	22.687 *	303.3
9	1'33.977 *	31.020 *	14.649	26.635	21.673	305.9
10	<b>1'33.267</b>	30.650	<b>14.571</b>	<b>26.500</b>	<b>21.546</b>	305.9
11	1'47.490 P	30.639	14.895	30.355	<b>31.601</b>	305.9

Run #	3	Front Tyre	Slick-Medium	Rear Tyre	Slick-Medium	
		New Tyre		11 Laps at start		
12	10'00.622 P	37.037	19.605	33.220	<b>32.625</b>	234.2

Run #	4	Front Tyre	Slick-Medium	Rear Tyre	Slick-Medium	
		1 Laps at start		12 Laps at start		
13	5'14.611 P	43.148	18.791	30.993	33.115	235.2

Run #	1	Front Tyre	Slick-Soft	Rear Tyre	Slick-Medium	
		New Tyre		New Tyre		
1	1'49.279	32.007	15.945	27.848	23.135	288.7
2	<b>1'35.430</b>	31.446	15.002	26.836	22.146	304.2
3	<b>1'34.834</b>	30.987	14.821	27.107	21.919	305.9
4	1'34.092 *	30.700	14.741	26.989	21.662 *	305.9
5	<b>1'33.598</b>	30.672	14.614	26.715	21.597	305.0
6	<b>1'37.136</b>	30.829	15.303	29.190	21.814	304.2
7	<b>1'33.799</b>	30.703	14.561	26.857	21.678	305.0
8	<b>1'41.403</b>	37.229	14.804	27.257	22.113	305.9
9	<b>1'33.268</b>	30.705	<b>14.497</b>	26.623	<b>21.443</b>	<b>306.8</b>
10	<b>1'33.410</b>	30.649	14.595	26.623	21.543	<b>307.6</b>
11	1'48.462 P	34.533	15.697	27.512	30.720	280.5

Run #	2	Front Tyre	Slick-Medium	Rear Tyre	Slick-Medium	
		New Tyre		11 Laps at start		
12	11'03.376	33.252	17.316	28.332	22.542	200.0
13	<b>1'34.830</b>	31.381	14.765	26.982	21.702	303.3
14	<b>1'38.279</b>	34.786	14.831	26.854	21.808	303.3
15	<b>1'33.537</b>	30.658	14.654	26.613	21.612	305.0
16	<b>1'33.718</b>	30.648	14.769	26.745	21.556	304.2
17	<b>1'33.865</b>	30.791	14.612	26.732	21.730	305.0
18	<b>1'45.313</b>	41.325	15.104	27.043	21.841	302.5
19	<b>1'33.418</b>	30.731	14.578	<b>26.608</b>	21.501	305.9
20	1'33.606 *	<b>30.641</b>	14.553	26.718	21.694 *	305.9
21	1'40.742 *	36.306 *	14.862	26.987	22.587 *	305.9

## Free Practice Nr. 1

MotoGP™

Lap	Lap Time	T1	T2	T3	T4	Speed
22	1'34.185 *	31.097 *	14.578	26.812	21.698	304.2
23	<b>1'34.086</b>	30.946	14.643	26.753	21.744	304.2

**20th** **20** **Fabio QUARTARARO** YAMAHA FRA  
Monster Energy Yamaha MotoGP Team

Runs=3 Total laps=19 Full laps=13 Valid laps=12

Run #	1	Front Tyre	Slick-Soft	Rear Tyre	Slick-Medium	Speed
		New Tyre		New Tyre		
1	2'50.652 *	32.493	15.787	28.522	22.993 *	295.0
2	<b>1'35.468</b>	31.698	14.986	26.865	21.919	298.3
3	<b>1'34.022</b>	31.058	14.775	26.620	21.569	300.0
4	<b>1'40.320</b>	30.847	15.584	30.856	23.033	299.1
5	1'33.361 *	30.738	14.641	26.477	21.505 *	300.0
6	<b>1'33.296</b>	30.758	14.586	26.489	21.463	300.0
7	1'48.895 P	33.886	15.259	29.629	30.121	294.2

Run #	2	Front Tyre	Slick-Soft	Rear Tyre	Slick-Medium	Speed
		7 Laps at start		7 Laps at start		
8	8'35.648	31.115	15.625	27.637	22.151	297.5
9	<b>1'34.022</b>	30.978	14.790	26.650	21.604	297.5
10	<b>1'33.385</b>	30.731	14.600	26.533	21.521	298.3
11	<b>1'33.330</b>	30.713	14.618	26.532	21.467	299.1
12	1'50.168 P	36.498 *	15.267	28.881	29.522	295.0

Run #	3	Front Tyre	Slick-Soft	Rear Tyre	Slick-Medium	Speed
		12 Laps at start		12 Laps at start		
13	7'03.115	31.081	14.998	27.856	22.062	297.5
14	<b>1'33.767</b>	30.940	14.690	26.646	21.491	298.3
15	<b>1'40.531</b>	34.758	15.535	28.190	22.048	289.5
16	<b>1'33.644</b>	30.851	14.633	26.612	21.548	299.1
17	<b>1'33.452</b>	30.845	14.561	26.566	21.480	300.0
18	<b>1'33.374</b>	30.718	14.612	26.580	21.464	300.8
19	1'52.103 P	30.834	14.594	32.952	33.723	300.0

**21st** **7** **Toprak RAZGATLIOGLU** YAMAHA TUR  
Prima Pramac Yamaha MotoGP

Runs=3 Total laps=18 Full laps=13 Valid laps=13

Run #	1	Front Tyre	Slick-Soft	Rear Tyre	Slick-Medium	Speed
		New Tyre		New Tyre		
1	1'51.164	32.101	15.615	27.958	22.843	298.3
2	<b>1'39.304</b>	31.825	17.353	27.814	22.312	300.0
3	<b>1'36.783</b>	32.225	14.768	27.785	22.005	301.6
4	<b>1'37.800</b>	31.141	15.998	28.774	21.887	299.1
5	<b>1'37.580</b>	32.792	15.942	27.060	21.786	251.7
6	<b>1'37.791</b>	31.141	15.608	29.273	21.769	299.1
7	<b>1'34.378</b>	30.952	14.791	26.869	21.766	300.0
8	1'48.013 P	30.900	17.383	29.319	30.411	298.3

Run #	2	Front Tyre	Slick-Medium	Rear Tyre	Slick-Medium	Speed
		New Tyre		New Tyre		
9	14'28.900 *	34.944	15.656	28.672	22.356 *	292.6
10	<b>1'36.192</b>	31.786	14.868	27.366	22.172	298.3
11	<b>1'35.403</b>	31.558	14.970	27.091	21.784	298.3
12	<b>1'34.153</b>	30.872	14.719	26.849	21.713	297.5
13	<b>1'36.384</b>	32.663	14.716	27.109	21.896	295.8
14	1'43.208 P	30.924	14.693	28.363	29.228	298.3

Run #	3	Front Tyre	Slick-Medium	Rear Tyre	Slick-Medium	Speed
		6 Laps at start		6 Laps at start		
15	4'58.346	32.334	15.455	28.335	22.349	288.7

Lap	Lap Time	T1	T2	T3	T4	Speed
16	<b>1'40.583</b>	33.779	16.286	28.672	21.846	263.4
17	<b>1'37.257</b>	30.761	14.594	29.240	22.662	301.6
18	<b>1'33.515</b>	30.644	14.567	26.607	21.697	300.8

**22nd** **47** **Augusto FERNANDEZ** YAMAHA SPA  
Yamaha Factory Racing

Runs=3 Total laps=20 Full laps=15 Valid laps=14

Run #	1	Front Tyre	Slick-Soft	Rear Tyre	Slick-Medium	Speed
		New Tyre		New Tyre		
1	2'07.684	36.294	16.242	29.251	24.113	289.5
2	<b>1'38.316</b>	32.191	15.658	27.763	22.704	296.7
3	<b>1'36.333</b>	31.529	15.298	27.287	22.219	299.1
4	<b>1'36.212</b>	31.267	15.235	27.411	22.299	300.0
5	<b>1'39.697</b>	31.226	19.093	27.160	22.218	163.3
6	<b>1'35.380</b>	31.131	15.020	27.173	22.056	299.1
7	<b>1'35.152</b>	30.986	15.058	27.013	22.095	300.0
8	1'45.285 P	31.004	15.040	27.897	31.344	296.7

Run #	2	Front Tyre	Slick-Soft	Rear Tyre	Slick-Medium	Speed
		8 Laps at start		8 Laps at start		
9	7'21.071	34.046	16.092	28.146	22.695	277.6
10	<b>1'35.884</b>	31.440	15.068	27.280	22.096	300.0
11	<b>1'34.971</b>	30.985	14.875	27.037	22.074	299.1
12	<b>1'34.647</b>	30.879	14.898	26.995	21.875	299.1
13	1'39.748 *	34.666 *	15.623	27.225	22.234 *	279.7
14	1'42.930 P	31.024 *	14.860	27.032	30.014	300.0

Run #	3	Front Tyre	Slick-Soft	Rear Tyre	Slick-Medium	Speed
		New Tyre		New Tyre		
15	8'32.809	34.444	15.423	28.456	22.180	295.0
16	<b>1'34.180</b>	30.797	14.727	26.754	21.902	298.3
17	<b>1'34.088</b>	30.751	14.765	26.813	21.759	300.0
18	<b>1'34.252</b>	30.735	14.838	26.749	21.930	297.5
19	<b>1'46.487</b>	39.927	15.952	28.404	22.204	270.6
20	<b>1'33.999</b>	30.759	14.770	26.720	21.750	297.5

**23rd** **35** **Cal CRUTCHLOW** HONDA GBR  
Castrol Honda LCR

Runs=3 Total laps=16 Full laps=11 Valid laps=10

Run #	1	Front Tyre	Slick-Soft	Rear Tyre	Slick-Medium	Speed
		New Tyre		New Tyre		
1	2'19.895	34.542	16.401	29.785	24.213	295.0
2	1'40.335 *	33.377	15.609	28.226	23.123 *	305.0
3	1'37.446 *	31.974	15.289	27.397	22.786 *	306.8
4	<b>1'36.549</b>	31.449	15.153	27.210	22.737	303.3
5	<b>1'35.721</b>	31.155	15.107	27.040	22.419	305.0
6	<b>1'41.651</b>	35.563	15.550	27.855	22.683	305.0
7	<b>1'34.977</b>	30.970	14.980	26.870	22.157	305.0
8	1'48.571 P	30.822	14.928	28.799	34.022	305.9

Run #	2	Front Tyre	Slick-Soft	Rear Tyre	Slick-Medium	Speed
		8 Laps at start		8 Laps at start		
9	11'26.074	31.932	15.753	28.076	22.840	300.0
	<b>unfinished</b>	33.071	25.687			237.3

Run #	3	Front Tyre	Slick-Medium	Rear Tyre	Slick-Medium	Speed
		New Tyre		New Tyre		
10	<b>1'54.177</b>	43.160	15.675	32.227	23.115	300.8
11	<b>1'35.372</b>	31.237	15.068	26.883	22.184	305.0
12	1'34.948 *	31.071	14.951	26.788	22.138 *	304.2

**Fastest Lap:** Marco BEZZECCHI ITA Aprilia Racing **1'32.311** 30.444 14.349 26.282 21.236

These data/results cannot be reproduced, stored and/or transmitted in whole or in part by any manner of electronic, mechanical, photocopying, recording, broadcasting or otherwise now known or herein after developed without the previous express consent by the copyright owner, except for reproduction in daily press and regular printed publications on sale to the public within 60 days of the event related to those data/results and always provided that copyright symbol appears together as follows below.

© MotoGP Sports Entertainment Group, 2026

Official MotoGP Timing by TISSOT

www.motogp.com

Assen, Friday, June 26, 2026

Page 6 of 7



## Free Practice Nr. 1

MotoGP™

Lap	Lap Time	T1	T2	T3	T4	Speed	Lap	Lap Time	T1	T2	T3	T4	Speed
13	<b>1'34.661</b>	30.912	14.916	26.785	22.048	305.0							
14	<b>1'34.870</b>	30.933	14.928	26.815	22.194	305.0							
15	<b>1'43.182</b>	31.032	15.915	33.493	22.742	304.2							
16	1'52.375 P	36.439	15.824	27.598	32.514	291.1							

<b>Fastest Lap:</b>	Marco BEZZECCHI	ITA	Aprilia Racing	<b>1'32.311</b>	30.444	14.349	26.282	21.236
---------------------	-----------------	-----	----------------	-----------------	--------	--------	--------	--------

These data/results cannot be reproduced, stored and/or transmitted in whole or in part by any manner of electronic, mechanical, photocopying, recording, broadcasting or otherwise now known or herein after developed without the previous express consent by the copyright owner, except for reproduction in daily press and regular printed publications on sale to the public within 60 days of the event related to those data/results and always provided that copyright symbol appears together as follows below.

© MotoGP Sports Entertainment Group, 2026

Official MotoGP Timing by  TISSOT

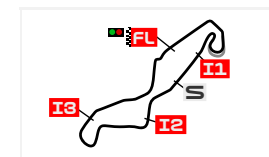
www.motogp.com

Assen, Friday, June 26, 2026

# BEST PARTIAL TIMES

## GRAND PRIX OF THE NETHERLANDS TISSOT GRAND PRIX OF THE NETHERLANDS

### FREE PRACTICE NR. 1



TT Circuit Assen

4542 m.

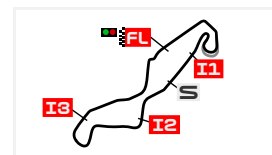
*IT* Ideal Lap Time, sum of the best partial times

*BT* Best Lap Time

Pos	T1		T2		T3		T4		Pos	Rider	IT	BT	
	Rider	Time	Rider	Time	Rider	Time	Rider	Time					
1	J.MIR	30.340	M.BEZZECCHI	14.303	M.VIÑALES	26.238	A.OGURA	21.144	1	M.BEZZECCHI	1'32.187	1'32.311	(1)
2	<b>M.VIÑALES</b>	<b>30.341</b>	<b>F.BAGNAIA</b>	<b>14.318</b>	<b>J.MIR</b>	<b>26.251</b>	<b>J.MARTIN</b>	<b>21.149</b>	2	A.OGURA	1'32.300	1'32.475	(5)
3	M.MARQUEZ	30.356	A.OGURA	14.334	D.MOREIRA	26.282	M.BEZZECCHI	21.160	3	J.MARTIN	1'32.327	1'32.455	(3)
4	<b>F.BAGNAIA</b>	<b>30.396</b>	<b>F.DI GIANNANT</b>	<b>14.345</b>	<b>M.BEZZECCHI</b>	<b>26.282</b>	<b>R.FERNANDEZ</b>	<b>21.174</b>	4	F.DI GIANNANTONI	1'32.341	1'32.471	(4)
5	F.DI GIANNANT	30.418	P.ACOSTA	14.361	F.DI GIANNANT	26.286	F.ALDEGUER	21.251	5	F.BAGNAIA	1'32.369	1'32.409	(2)
6	<b>F.ALDEGUER</b>	<b>30.435</b>	<b>J.MARTIN</b>	<b>14.368</b>	<b>J.MARTIN</b>	<b>26.301</b>	<b>F.DI GIANNANT</b>	<b>21.292</b>	6	R.FERNANDEZ	1'32.493	1'32.516	(6)
7	M.BEZZECCHI	30.442	R.FERNANDEZ	14.386	F.BAGNAIA	26.313	F.BAGNAIA	21.342	7	J.MIR	1'32.551	1'32.551	(7)
8	<b>J.MILLER</b>	<b>30.457</b>	<b>F.MORBIDELLI</b>	<b>14.464</b>	<b>A.OGURA</b>	<b>26.328</b>	<b>M.MARQUEZ</b>	<b>21.347</b>	8	F.ALDEGUER	1'32.561	1'32.658	(8)
9	P.ACOSTA	30.461	M.MARQUEZ	14.466	P.ACOSTA	26.364	P.ACOSTA	21.377	9	P.ACOSTA	1'32.563	1'32.765	(11)
10	<b>D.MOREIRA</b>	<b>30.464</b>	<b>J.MILLER</b>	<b>14.468</b>	<b>R.FERNANDEZ</b>	<b>26.367</b>	<b>A.RINS</b>	<b>21.377</b>	10	M.MARQUEZ	1'32.568	1'32.757	(10)
11	A.OGURA	30.494	A.MARQUEZ	14.474	F.ALDEGUER	26.377	D.MOREIRA	21.384	11	M.VIÑALES	1'32.583	1'32.667	(9)
12	<b>J.MARTIN</b>	<b>30.509</b>	<b>E.BASTIANINI</b>	<b>14.476</b>	<b>E.BASTIANINI</b>	<b>26.385</b>	<b>B.BINDER</b>	<b>21.443</b>	12	D.MOREIRA	1'32.665	1'32.850	(12)
13	E.BASTIANINI	30.516	A.RINS	14.480	M.MARQUEZ	26.399	J.MIR	21.445	13	E.BASTIANINI	1'32.860	1'33.076	(15)
14	<b>F.MORBIDELLI</b>	<b>30.556</b>	<b>B.BINDER</b>	<b>14.497</b>	<b>A.MARQUEZ</b>	<b>26.416</b>	<b>F.QUARTARAR</b>	<b>21.463</b>	14	A.RINS	1'32.919	1'33.134	(17)
15	R.FERNANDEZ	30.566	F.ALDEGUER	14.498	J.MILLER	26.430	M.VIÑALES	21.464	15	F.MORBIDELLI	1'32.946	1'32.981	(14)
16	<b>A.MARQUEZ</b>	<b>30.575</b>	<b>J.MIR</b>	<b>14.515</b>	<b>F.MORBIDELLI</b>	<b>26.432</b>	<b>E.BASTIANINI</b>	<b>21.483</b>	16	A.MARQUEZ	1'32.950	1'32.950	(13)
17	A.RINS	30.588	D.MOREIRA	14.535	A.RINS	26.474	A.MARQUEZ	21.485	17	J.MILLER	1'32.955	1'33.101	(16)
18	<b>L.MARINI</b>	<b>30.639</b>	<b>M.VIÑALES</b>	<b>14.540</b>	<b>F.QUARTARAR</b>	<b>26.477</b>	<b>F.MORBIDELLI</b>	<b>21.494</b>	18	B.BINDER	1'33.189	1'33.268	(19)
19	B.BINDER	30.641	F.QUARTARARO	14.561	L.MARINI	26.500	L.MARINI	21.546	19	F.QUARTARARO	1'33.214	1'33.296	(20)
20	<b>T.RAZGATLIOG</b>	<b>30.644</b>	<b>T.RAZGATLIOG</b>	<b>14.567</b>	<b>T.RAZGATLIOG</b>	<b>26.607</b>	<b>J.MILLER</b>	<b>21.600</b>	20	L.MARINI	1'33.256	1'33.267	(18)
21	F.QUARTARARO	30.713	L.MARINI	14.571	B.BINDER	26.608	T.RAZGATLIOG	21.697	21	T.RAZGATLIOGLU	1'33.515	1'33.515	(21)
22	<b>A.FERNANDEZ</b>	<b>30.735</b>	<b>A.FERNANDEZ</b>	<b>14.727</b>	<b>A.FERNANDEZ</b>	<b>26.720</b>	<b>A.FERNANDEZ</b>	<b>21.750</b>	22	A.FERNANDEZ	1'33.932	1'33.999	(22)
23	C.CRUTCHLOW	30.822	C.CRUTCHLOW	14.916	C.CRUTCHLOW	26.785	C.CRUTCHLOW	22.048	23	C.CRUTCHLOW	1'34.571	1'34.661	(23)

These data/results cannot be reproduced, stored and/or transmitted in whole or in part by any manner of electronic, mechanical, photocopying, recording, broadcasting or otherwise now known or herein after developed without the previous express consent by the copyright owner, except for reproduction in daily press and regular printed publications on sale to the public within 60 days of the event related to those data/results and always provided that copyright symbol appears together as follows below.

© MotoGP Sports Entertainment Group, 2026



TT Circuit Assen

4542 m.

## FASTEST LAPS SEQUENCE

GRAND PRIX OF THE NETHERLANDS  
TISSOT GRAND PRIX OF THE NETHERLANDS  
FREE PRACTICE NR. 1

Practice Time	#	Rider	Nation	Motorcycle	Time	Km/h	Rider's Lap
3'22.513	72	Marco BEZZECCHI	ITA	APRILIA	1'35.853	170.5	2
3'23.156	37	Pedro ACOSTA	SPA	KTM	1'35.704	170.8	2
3'23.296	12	Maverick VIÑALES	SPA	KTM	1'35.473	171.2	2
3'24.709	33	Brad BINDER	RSA	KTM	1'35.430	171.3	2
3'30.548	49	Fabio DI GIANNANTONI	ITA	DUCATI	1'34.969	172.1	2
4'56.370	72	Marco BEZZECCHI	ITA	APRILIA	1'33.857	174.2	3
5'04.377	49	Fabio DI GIANNANTONI	ITA	DUCATI	1'33.829	174.2	3
5'27.031	89	Jorge MARTIN	SPA	APRILIA	1'33.739	174.4	3
6'29.641	72	Marco BEZZECCHI	ITA	APRILIA	1'33.271	175.3	4
6'30.288	37	Pedro ACOSTA	SPA	KTM	1'33.057	175.7	4
8'07.713	11	Diogo MOREIRA	BRA	HONDA	1'32.985	175.8	5
8'10.719	49	Fabio DI GIANNANTONI	ITA	DUCATI	1'32.815	176.1	5
8'33.612	93	Marc MARQUEZ	SPA	DUCATI	1'32.757	176.2	5
9'36.903	72	Marco BEZZECCHI	ITA	APRILIA	1'32.589	176.5	6
9'43.235	49	Fabio DI GIANNANTONI	ITA	DUCATI	1'32.516	176.7	6
22'34.885	72	Marco BEZZECCHI	ITA	APRILIA	1'32.476	176.8	10
23'39.346	89	Jorge MARTIN	SPA	APRILIA	1'32.455	176.8	10
25'54.666	72	Marco BEZZECCHI	ITA	APRILIA	1'32.311	177.1	12

These data/results cannot be reproduced, stored and/or transmitted in whole or in part by any manner of electronic, mechanical, photocopying, recording, broadcasting or otherwise now known or herein after developed without the previous express consent by the copyright owner, except for reproduction in daily press and regular printed publications on sale to the public within 60 days of the event related to those data/results and always provided that copyright symbol appears together as follows below.

© MotoGP Sports Entertainment Group, 2026

Official MotoGP Timing by

www.motogp.com

Assen, Friday, June 26, 2026