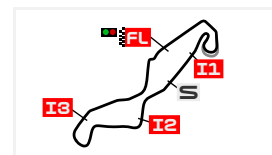


CLASSIFICATION AFTER 20 LAPS = 90.84 KM

TISSOT GRAND PRIX OF THE NETHERLANDS RACE



TT Circuit Assen

4542 m.

Pos	Pts	#	Rider	Nation	Team	Motorcycle	Total Time	Km/h	Gap
1	25	28	Maximo QUILES	SPA	CFMOTO Gaviota Aspar Team	KTM	33'51.801	160.9	
2	20	22	David ALMANSA	SPA	Liqui Moly Dynavolt Intact GP	KTM	33'52.314	160.9	0.513
3	16	97	Marco MORELLI	ARG	CFMOTO Gaviota Aspar Team	KTM	33'54.234	160.7	2.433
4	13	73	Valentin PERRONE	ARG	Red Bull KTM Tech3	KTM	33'54.352	160.7	2.551
5	11	54	Jesus RIOS	SPA	Rivacold Snipers Team	HONDA	33'54.722	160.7	2.921
6	10	51	Brian URIARTE	SPA	Red Bull KTM Ajo	KTM	33'56.239	160.6	4.438
7	9	13	Hakim DANISH	MAL	AEON Credit - MT Helmets - MSI	KTM	33'56.276	160.5	4.475
8	8	66	Joel KELSO	AUS	GRYD Racing	HONDA	33'57.696	160.7	5.895
9	7	31	Adrian FERNANDEZ	SPA	Leopard Racing	HONDA	33'59.041	160.6	7.240
10	6	67	Casey O'GORMAN	IRL	SIC58 Squadra Corse	HONDA	33'59.811	160.3	8.010
11	5	27	Rico SALMELA	FIN	Red Bull KTM Tech3	KTM	34'00.686	160.7	8.885
12	4	78	Joel ESTEBAN	SPA	LEVEL UP - MTA	KTM	34'03.134	160.0	11.333
13	3	6	Ryusei YAMANAKA	JPN	AEON Credit - MT Helmets - MSI	KTM	34'03.209	160.0	11.408
14	2	18	Matteo BERTELLE	ITA	LEVEL UP - MTA	KTM	34'03.418	160.0	11.617
15	1	8	Eddie O'SHEA	GBR	GRYD Racing	HONDA	34'03.697	160.0	11.896
16		19	Scott OGDEN	GBR	CIP Green Power	KTM	34'03.709	160.0	11.908
17		5	Leo RAMMERSTORFER	AUT	SIC58 Squadra Corse	HONDA	34'31.555	157.8	39.754
18		94	Guido PINI	ITA	Leopard Racing	HONDA	34'06.638	160.0	14.837
19		10	Nicola CARRARO	ITA	Rivacold Snipers Team	HONDA	35'05.210	155.3	1'13.409
Not classified									
		88	Marcos URIARTE	SPA	Liqui Moly Dynavolt Intact GP	KTM	29'02.036	159.5	3 laps
		83	Alvaro CARPE	SPA	Red Bull KTM Ajo	KTM	26'28.106	154.4	5 laps
		9	Veda PRATAMA	INA	Honda Team Asia	HONDA	14'10.240	153.8	12 laps
		32	Zen MITANI	JPN	Honda Team Asia	HONDA	3'30.693	155.2	18 laps
		11	Adrian CRUCES	SPA	CIP Green Power	KTM	1'46.874	152.9	19 laps
		14	Cormac BUCHANAN	NZE	CODE Motorsports	KTM	1'49.546	149.2	19 laps

The results are provisional until the end of the limit for protest and appeals.

 Time limit for protest expires 60' after publication of the results - **Roland BRONTSEMA** Time: **11:54**

These data/results cannot be reproduced, stored and/or transmitted in whole or in part by any manner of electronic, mechanical, photocopying, recording, broadcasting or otherwise now known or herein after developed without the previous express consent by the copyright owner, except for reproduction in daily press and regular printed publications on sale to the public within 60 days of the event related to those data/results and always provided that copyright symbol appears together as follows below.

© MotoGP Sports Entertainment Group, 2026

Official MotoGP Timing by

www.motogp.com

Assen, Sunday, June 28, 2026

CLASSIFICATION AFTER 20 LAPS = 90.84 KM

TISSOT GRAND PRIX OF THE NETHERLANDS RACE



TT Circuit Assen

4542 m.

Pos Pts # Rider Nation Team Motorcycle Total Time Km/h Gap

Race condition: Dry
Air: 28°
Humidity: 60%
Ground: 35°

Pole Position:		Maximo QUILES	1'40.130	163.2 Km/h
Fastest Lap:	Lap 5	Casey O'GORMAN	1'40.810	162.1 Km/h
Best Race Lap:	2025	Joel KELSO	1'40.395	162.8 Km/h
All-Time Lap Record:	2024	Collin VEIJER	1'39.703	163.9 Km/h

10:45'06

10:49'36

10:59'53

11:02'18

11:03'47

11:04'38 Alvaro CARPE

11:04'55 Adrian CRUCES

11:04'58 Alvaro CARPE

11:05'20 Cormac BUCHANAN

11:06'20 Nicola CARRARO

11:06'32 Nicola CARRARO

11:07'15 Rico SALMELA

11:07'20 Zen MITANI

11:14'39 Joel KELSO

11:14'43 Veda PRATAMA

11:14'57 Veda PRATAMA

11:15'07 Leo RAMMERSTORFER

11:15'21 Joel KELSO

11:15'52 Guido PINI

11:16'27 Veda PRATAMA

11:18'03 Guido PINI

11:19'00 Marcos URIARTE

11:20'06 Marco MORELLI

11:26'37 Maximo QUILES

11:28'44 Adrian FERNANDEZ

11:28'45 Alvaro CARPE

11:30'28 Leo RAMMERSTORFER

11:30'32 Leo RAMMERSTORFER

11:31'33 Marcos URIARTE

11:32'33 Casey O'GORMAN

11:33'56 Matteo BERTELLE

11:35'28 Adrian FERNANDEZ

11:39'32 Guido PINI

SIGHTING LAP START

All bikes on grid

WARM UP LAP START

RACE START

No jump starts

crashed out - Rider OK

stopped with technical issue

re-joined race

crashed out - Rider OK

crashed out - Rider OK

re-joined race

6.0 seconds penalty

crashed out - Medical Centre

3 seconds penalty due to exceeding track limits - to apply at the end of the race

crashed out - Rider OK

re-joined race

track limits warning

track limits warning

track limits warning

entered pits and retired

3 seconds penalty due to exceeding track limits - to apply at the end of the race

track limits warning

track limits warning

track limits warning

track limits warning

entered pits and retired

crashed out - Rider OK

re-joined race

crashed out - Rider OK

track limits warning

track limits warning

3 seconds penalty due to exceeding track limits - to apply at the end of the race

1 position penalty due to exceeding track limit on the last lap

The results are provisional until the end of the limit for protest and appeals.

Time limit for protest expires 60' after publication of the results - **Roland BRONTSEMA** Time: **11:54**

These data/results cannot be reproduced, stored and/or transmitted in whole or in part by any manner of electronic, mechanical, photocopying, recording, broadcasting or otherwise now known or herein after developed without the previous express consent by the copyright owner, except for reproduction in daily press and regular printed publications on sale to the public within 60 days of the event related to those data/results and always provided that copyright symbol appears together as follows below.

© MotoGP Sports Entertainment Group, 2026

Official MotoGP Timing by TISSOT

www.motogp.com

Assen, Sunday, June 28, 2026



TT Circuit Assen 4542 m.

WORLD CHAMPIONSHIP CLASSIFICATION

TISSOT GRAND PRIX OF THE NETHERLANDS

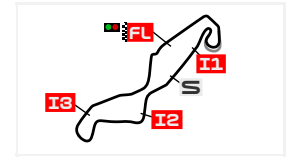
Rider	Nation	Points	Leader	Previous	THA	BRA	USA	SPA	FRA	CAT	ITA	HUN	CZE	NED	GER	GBR	ARA	RSM	AUT	JPN	INA	AUS	MAL	QAT	POR	VAL
1 QUILES Maximo	SPA	211			20	25	20	25	25	25	5	25	16	25												
2 CARPE Alvaro	SPA	121	90	90	13	13	16	13	-	20	20	16	10	-												
3 ALMANSA David	SPA	109	102	12	25	-	-	9	9	13	-	20	13	20												
4 URIARTE Brian	SPA	102	109	7	10	6	10	6	2	-	25	13	20	10												
5 MORELLI Marco	ARG	102	109	0	9	20	5	16	4	11	3	9	9	16												
6 DANISH Hakim	MAL	82	129	20	0	7	4	4	7	10	16	-	25	9												
7 PRATAMA Veda	INA	82	129	0	11	16	-	11	16	9	8	0	11	-												
8 PERRONE Valentin	ARG	79	132	3	16	9	13	10	6	6	0	-	6	13												
9 MUÑOZ David	SPA	52	159	27	7	-	-	20	0	16	9	-	-	-												
10 PINI Guido	ITA	48	163	4	0	11	25	-	11	0	1	-	0	0												
11 ESTEBAN Joel	SPA	48	163	0	8	-	-	7	13	2	11	3	-	4												
12 CRUCES Adrian	SPA	46	165	2	4	4	9	0	10	5	0	10	4	-												
13 BERTELLE Matteo	ITA	44	167	2	-	-	8	-	20	4	4	1	5	2												
14 SALMELA Rico	FIN	40	171	4	0	10	11	2	-	1	-	11	-	5												
15 O'GORMAN Casey	IRL	40	171	0	6	8	-	5	-	8	-	7	-	6												
16 KELSO Joel	AUS	38	173	2	3	5	-	3	-	0	7	4	8	8												
17 O'SHEA Eddie	GBR	36	175	2	2	2	6	0	8	7	10	0	-	1												
18 RIOS Jesus	SPA	35	176	1	0	-	2	8	-	-	6	8	0	11												
19 FERNANDEZ Adrian	SPA	28	183	7	-	-	-	-	-	-	13	6	2	7												
20 OGDEN Scott	GBR	27	184	1	5	-	7	1	-	0	2	5	7	0												
21 YAMANAKA Ryusei	JPN	15	196	12	0	3	0	0	5	3	0	0	1	3												

These data/results cannot be reproduced, stored and/or transmitted in whole or in part by any manner of electronic, mechanical, photocopying, recording, broadcasting or otherwise now known or herein after developed without the previous express consent by the copyright owner, except for reproduction in daily press and regular printed publications on sale to the public within 60 days of the event related to those data/results and always provided that copyright symbol appears together as follows below.

© MotoGP Sports Entertainment Group, 2026

WORLD CHAMPIONSHIP CLASSIFICATION

TISSOT GRAND PRIX OF THE NETHERLANDS



TT Circuit Assen 4542 m.

Rider	Nation	Points	Leader	Previous	THA	BRA	USA	SPA	FRA	CAT	ITA	HUN	CZE	NED	GER	GBR	ARA	RSM	AUT	JPN	INA	AUS	MAL	QAT	POR	VAL	
22 URIARTE Marcos	SPA	6	205	9	-	-	3	-	-	-	-	-	3	-													
23 RAMMERSTORFER Leo	AUT	4	207	2	1	-	0	-	3	0	0	0	-	0													
24 BUCHANAN Cormac	NZE	2	209	2	-	0	0	0	-	0	0	2	0	-													
25 MITANI Zen	JPN	2	209	0	0	1	-	0	1	0	0	0	0	-													
26 MOODLEY Ruche	RSA	1	210	1	0	-	1	0	0	0	0	-	0	-													
27 CARRARO Nicola	ITA	0	211	1	0	0	0	-	-	-	0	-	-	0													

These data/results cannot be reproduced, stored and/or transmitted in whole or in part by any manner of electronic, mechanical, photocopying, recording, broadcasting or otherwise now known or herein after developed without the previous express consent by the copyright owner, except for reproduction in daily press and regular printed publications on sale to the public within 60 days of the event related to those data/results and always provided that copyright symbol appears together as follows below.

© MotoGP Sports Entertainment Group, 2026

WORLD CHAMPIONSHIP CLASSIFICATION

TISSOT GRAND PRIX OF THE NETHERLANDS



TT Circuit Assen

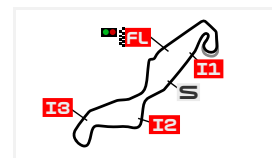
4542 m.

Constructor	Points	Leader	Previous	THA	BRA	USA	SPA	FRA	CAT	ITA	HUN	CZE	NED	GER	GBR	ARA	RSM	AUT	JPN	INA	AUS	MAL	QAT	POR	VAL
1 KTM	245			25	25	20	25	25	25	25	25	25	25												
2 HONDA	131	114	114	11	16	25	11	16	9	13	8	11	11												

Team	Points	Leader	Previous	THA	BRA	USA	SPA	FRA	CAT	ITA	HUN	CZE	NED	GER	GBR	ARA	RSM	AUT	JPN	INA	AUS	MAL	QAT	POR	VAL
1 CFMOTO Gaviota Aspar Team	313			29	45	25	41	29	36	8	34	25	41												
2 Red Bull KTM Ajo	223	90	90	23	19	26	19	2	20	45	29	30	10												
3 Liqui Moly Dynavolt Intact GP	167	146	56	32	-	3	29	9	29	9	20	16	20												
4 Red Bull KTM Tech3	119	194	48	16	19	24	12	6	7	-	11	6	18												
5 AEON Credit - MT Helmets - MSI	97	216	22	-	10	4	4	12	13	16	-	26	12												
6 LEVEL UP - MTA	92	221	5	8	-	8	7	33	6	15	4	5	6												
7 Honda Team Asia	84	229	8	11	17	-	11	17	9	8	-	11	-												
8 Leopard Racing	76	237	8	-	11	25	-	11	-	14	6	2	7												
9 GRYD Racing	74	239	2	5	7	6	3	8	7	17	4	8	9												
10 CIP Green Power	73	240	1	9	4	16	1	10	5	2	15	11	-												
11 SIC58 Squadra Corse	44	269	29	7	8	-	5	3	8	-	7	-	6												
12 Rivacold Snipers Team	35	278	9	-	-	2	8	-	-	6	8	-	11												
13 CODE Motorsports	3	310	32	-	-	1	-	-	-	-	2	-	-												

These data/results cannot be reproduced, stored and/or transmitted in whole or in part by any manner of electronic, mechanical, photocopying, recording, broadcasting or otherwise now known or herein after developed without the previous express consent by the copyright owner, except for reproduction in daily press and regular printed publications on sale to the public within 60 days of the event related to those data/results and always provided that copyright symbol appears together as follows below.

© MotoGP Sports Entertainment Group, 2026



TT Circuit Assen

4542 m.

LAP CHART

TISSOT GRAND PRIX OF THE NETHERLANDS RACE

Pos	1	2	3	4	5	6	7	8	9	10	11	12	13	14	15	16	17	18	19	20	21	22	23	24	25	
Grid	28	66	51	97	11	22	9	83	94	31	88	6	18	67	8	13	27	19	73	32	54	78	5	14	10	
	1	51	28	22	11	97	66	9	83	31	13	6	88	18	27	73	94	67	54	32	8	78	19	14	5	10
	2	22	28	66	97	31	9	13	51	73	6	94	18	54	67	27	8	32	88	78	5	19	10	83		
	3	22	28	9	66	13	97	31	51	54	73	94	6	27	18	67	8	78	88	19	5	10	83			
	4	22	9	28	31	13	66	51	73	54	97	94	27	67	6	8	78	18	88	19	5	83	10			
	5	22	9	28	31	13	73	54	97	66	94	67	27	8	78	6	51	19	18	88	5	83	10			
	6	22	13	28	9	31	54	73	97	66	67	94	27	51	78	8	6	18	19	88	5	83	10			
	7	22	28	13	73	31	66	54	67	97	9	94	27	51	8	18	78	6	19	88	5	83	10			
	8	28	22	73	13	31	54	66	97	67	27	94	51	18	8	78	19	6	88	5	83	10	9			
	9	22	28	54	13	73	31	66	27	67	97	51	78	8	18	19	94	6	88	5	83	10				
	10	28	54	13	22	31	27	66	73	67	97	51	78	8	6	19	94	18	88	5	83	10				
L	11	28	22	54	13	27	31	73	66	67	97	51	78	6	8	94	19	18	88	5	83	10				
a	12	22	28	13	54	31	73	27	66	67	97	51	78	6	94	8	18	19	88	5	83	10				
p	13	28	22	13	31	54	27	73	66	67	97	51	78	6	94	18	8	19	88	5	83	10				
s	14	28	22	13	31	73	54	27	66	67	97	51	94	18	6	8	78	19	88	5	83	10				
	15	28	22	13	31	54	73	27	66	97	67	51	94	6	18	8	78	19	88	5	10	83				
	16	28	22	13	31	73	27	66	54	97	67	51	94	6	18	8	19	78	88	5	10					
	17	28	22	13	31	73	27	66	97	54	67	51	94	6	8	19	18	78	88	5	10					
	18	28	22	27	97	73	13	54	31	66	51	67	94	18	6	78	19	8	5	10						
	19	28	22	97	73	27	54	66	13	31	51	67	94	78	18	6	19	8	5	10						
	20	28	22	97	73	27	66	54	31	51	13	67	78	6	18	94	8	19	5	10						

Winner Lapped rider

These data/results cannot be reproduced, stored and/or transmitted in whole or in part by any manner of electronic, mechanical, photocopying, recording, broadcasting or otherwise now known or herein after developed without the previous express consent by the copyright owner, except for reproduction in daily press and regular printed publications on sale to the public within 60 days of the event related to those data/results and always provided that copyright symbol appears together as follows below.

© MotoGP Sports Entertainment Group, 2026

Official MotoGP Timing by TISSOT

www.motogp.com

Assen, Sunday, June 28, 2026



TT Circuit Assen

4542 m.

FASTEST LAP OF EACH RIDER

TISSOT GRAND PRIX OF THE NETHERLANDS RACE

#	Rider	Nation	Team	Motorcycle	Time	Lap Total	Gap
1	67 Casey O'GORMAN	IRL	SIC58 Squadra Corse	HONDA	1'40.810	5 20	
2	22 David ALMANSA	SPA	Liqui Moly Dynavolt Intact GP	KTM	1'40.865	12 20	0.055 0.055
3	13 Hakim DANISH	MAL	AEON Credit - MT Helmets - MSI	KTM	1'40.874	2 20	0.064 0.009
4	27 Rico SALMELA	FIN	Red Bull KTM Tech3	KTM	1'40.875	6 20	0.065 0.001
5	97 Marco MORELLI	ARG	CFMOTO Gaviota Aspar Team	KTM	1'40.878	17 20	0.068 0.003
6	54 Jesus RIOS	SPA	Rivacold Snipers Team	HONDA	1'40.881	15 20	0.071 0.003
7	73 Valentin PERRONE	ARG	Red Bull KTM Tech3	KTM	1'40.897	14 20	0.087 0.016
8	18 Matteo BERTELLE	ITA	LEVEL UP - MTA	KTM	1'40.904	13 20	0.094 0.007
9	66 Joel KELSO	AUS	GRYD Racing	HONDA	1'40.940	15 20	0.130 0.036
10	28 Maximo QUILES	SPA	CFMOTO Gaviota Aspar Team	KTM	1'40.970	13 20	0.160 0.030
11	94 Guido PINI	ITA	Leopard Racing	HONDA	1'40.975	4 20	0.165 0.005
12	31 Adrian FERNANDEZ	SPA	Leopard Racing	HONDA	1'40.999	4 20	0.189 0.024
13	78 Joel ESTEBAN	SPA	LEVEL UP - MTA	KTM	1'41.090	4 20	0.280 0.091
14	9 Veda PRATAMA	INA	Honda Team Asia	HONDA	1'41.098	3 8	0.288 0.008
15	51 Brian URIARTE	SPA	Red Bull KTM Ajo	KTM	1'41.143	20 20	0.333 0.045
16	19 Scott OGDEN	GBR	CIP Green Power	KTM	1'41.210	4 20	0.400 0.067
17	88 Marcos URIARTE	SPA	Liqui Moly Dynavolt Intact GP	KTM	1'41.273	4 17	0.463 0.063
18	8 Eddie O'SHEA	GBR	GRYD Racing	HONDA	1'41.318	3 20	0.508 0.045
19	6 Ryusei YAMANAKA	JPN	AEON Credit - MT Helmets - MSI	KTM	1'41.337	12 20	0.527 0.019
20	32 Zen MITANI	JPN	Honda Team Asia	HONDA	1'41.591	2 2	0.781 0.254
21	5 Leo RAMMERSTORFER	AUT	SIC58 Squadra Corse	HONDA	1'41.646	3 20	0.836 0.055
22	83 Alvaro CARPE	SPA	Red Bull KTM Ajo	KTM	1'42.345	13 15	1.535 0.699
23	10 Nicola CARRARO	ITA	Rivacold Snipers Team	HONDA	1'43.174	6 20	2.364 0.829

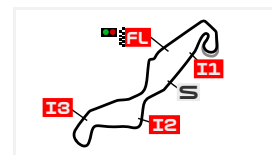
These data/results cannot be reproduced, stored and/or transmitted in whole or in part by any manner of electronic, mechanical, photocopying, recording, broadcasting or otherwise now known or herein after developed without the previous express consent by the copyright owner, except for reproduction in daily press and regular printed publications on sale to the public within 60 days of the event related to those data/results and always provided that copyright symbol appears together as follows below.

© MotoGP Sports Entertainment Group, 2026

Official MotoGP Timing by

www.motogp.com

Assen, Sunday, June 28, 2026



TT Circuit Assen

4542 m.

EVENT BEST MAXIMUM SPEED

TISSOT GRAND PRIX OF THE NETHERLANDS RACE

#	Rider	Nation	Team	Motorcycle	Km/h	
94	Guido PINI	ITA	Leopard Racing	HONDA	219.9	Free Practice Nr. 1
78	Joel ESTEBAN	SPA	LEVEL UP - MTA	KTM	219.9	Free Practice Nr. 2
27	Rico SALMELA	FIN	Red Bull KTM Tech3	KTM	219.9	Free Practice Nr. 2
6	Ryusei YAMANAKA	JPN	AEON Credit - MT Helmets - MSI	KTM	219.5	Race
11	Adrian CRUCES	SPA	CIP Green Power	KTM	219.0	Free Practice Nr. 1
31	Adrian FERNANDEZ	SPA	Leopard Racing	HONDA	219.0	Free Practice Nr. 1
19	Scott OGDEN	GBR	CIP Green Power	KTM	219.0	Free Practice Nr. 1
8	Eddie O'SHEA	GBR	GRYD Racing	HONDA	219.0	Race
97	Marco MORELLI	ARG	CFMOTO Gaviota Aspar Team	KTM	218.6	Free Practice Nr. 2
73	Valentin PERRONE	ARG	Red Bull KTM Tech3	KTM	218.6	Free Practice Nr. 2
5	Leo RAMMERSTORFER	AUT	SIC58 Squadra Corse	HONDA	218.1	Free Practice Nr. 2
88	Marcos URIARTE	SPA	Liqui Moly Dynavolt Intact GP	KTM	218.1	Free Practice Nr. 1
21	Ruche MOODLEY	RSA	CODE Motorsports	KTM	218.1	Qualifying Nr. 1
9	Veda PRATAMA	INA	Honda Team Asia	HONDA	218.1	Free Practice Nr. 2
67	Casey O'GORMAN	IRL	SIC58 Squadra Corse	HONDA	218.1	Free Practice Nr. 1
18	Matteo BERTELLE	ITA	LEVEL UP - MTA	KTM	217.7	Race
83	Alvaro CARPE	SPA	Red Bull KTM Ajo	KTM	217.7	Free Practice Nr. 1
32	Zen MITANI	JPN	Honda Team Asia	HONDA	217.3	Free Practice Nr. 2
54	Jesus RIOS	SPA	Rivacold Snipers Team	HONDA	217.3	Free Practice Nr. 2
28	Maximo QUILES	SPA	CFMOTO Gaviota Aspar Team	KTM	216.8	Free Practice Nr. 1
14	Cormac BUCHANAN	NZE	CODE Motorsports	KTM	216.8	Free Practice Nr. 1
66	Joel KELSO	AUS	GRYD Racing	HONDA	216.8	Free Practice Nr. 1
51	Brian URIARTE	SPA	Red Bull KTM Ajo	KTM	216.8	Free Practice Nr. 2
22	David ALMANSA	SPA	Liqui Moly Dynavolt Intact GP	KTM	216.4	Free Practice Nr. 1
10	Nicola CARRARO	ITA	Rivacold Snipers Team	HONDA	215.5	Race
13	Hakim DANISH	MAL	AEON Credit - MT Helmets - MSI	KTM	215.5	Race

These data/results cannot be reproduced, stored and/or transmitted in whole or in part by any manner of electronic, mechanical, photocopying, recording, broadcasting or otherwise now known or herein after developed without the previous express consent by the copyright owner, except for reproduction in daily press and regular printed publications on sale to the public within 60 days of the event related to those data/results and always provided that copyright symbol appears together as follows below.

© MotoGP Sports Entertainment Group, 2026

Official MotoGP Timing by

www.motogp.com

Assen, Sunday, June 28, 2026

CHRONOLOGICAL ANALYSIS OF PERFORMANCES

TISSOT GRAND PRIX OF THE NETHERLANDS

RACE



TT Circuit Assen

4542 m.

* Lap / Sector time cancelled
P Crossing the finish line in pit lane

T1 Time from finish line to 1st intermediate
T2 Time from 1st intermed. to 2nd intermed.

T3 Time from 2nd intermed. to 3rd intermed.
T4 Time from 3rd intermediate to finish line

Lap	Lap Time	T1	T2	T3	T4	Speed	Lap	Lap Time	T1	T2	T3	T4	Speed
1st	28	Maximo QUILES		CFMOTO Gaviota Aspar SPA			19	1'41.508	33.133	17.054	27.969	23.352	213.0
		Runs=1	Total laps=20	Full laps=19	Valid laps=16		20	1'41.461	33.111	16.863	28.050	23.437	213.8
1	1'46.824	38.193	17.349	27.758	23.524	206.8							
2	1'41.546	33.278	16.927	27.928	23.413	211.3							
3	1'41.480	33.176	16.859	28.023	23.422	212.1							
4	1'41.364	33.036	16.843	28.102	23.383	212.1							
5	1'41.500	33.540	16.825	27.819	23.316	213.8							
6	1'41.127 *	33.045	16.783	27.814	23.485 *	213.0							
7	1'41.277	33.218	16.844	27.910	23.305	213.0							
8	1'41.388	33.130	16.751	28.180	23.327	213.4							
9	1'41.641	33.099	16.989	28.004	23.549	209.7							
10	1'41.218 *	33.273	16.762	27.786	23.397 *	211.7							
11	1'41.241	33.134	16.837	27.910	23.360	209.7							
12	1'41.556	33.050	16.884	28.049	23.573	210.1							
13	1'40.970	32.882	16.751	27.895	23.442	213.4							
14	1'40.993 *	32.969	16.923	27.872	23.229 *	210.1							
15	1'41.080	32.986	16.952	27.860	23.282	209.7							
16	1'41.165	33.086	16.910	27.894	23.275	210.1							
17	1'41.252	33.010	16.919	27.896	23.427	210.1							
18	1'41.605	33.252	16.970	27.959	23.424	210.1							
19	1'41.491	33.135	17.009	27.978	23.369	210.1							
20	1'41.083	33.006	16.952	27.863	23.262	210.9							
3rd	97	Marco MORELLI		CFMOTO Gaviota Aspar ARG			19	1'41.508	33.133	17.054	27.969	23.352	213.0
		Runs=1	Total laps=20	Full laps=19	Valid laps=16		20	1'41.461	33.111	16.863	28.050	23.437	213.8
1	1'46.963	38.717	17.047	27.752	23.447	216.8							
2	1'41.573	33.453	16.946	27.664	23.510	212.1							
3	1'41.869	33.297	17.085	27.729	23.758	209.7							
4	1'41.857	33.494	16.872	28.032	23.459	216.8							
5	1'41.223	33.138	16.783	28.086	23.216	216.4							
6	1'40.936	33.038	16.720	27.924	23.254	215.1							
7	1'41.964	33.220	17.271	28.182	23.291	217.3							
8	1'41.104	33.425	16.735	27.751	23.193	216.0							
9	1'42.002 *	33.820	16.835	27.948	23.399 *	215.1							
10	1'41.918 *	33.564	16.910	28.014	23.430 *	214.2							
11	1'41.611	33.326	16.845	28.043	23.397	214.2							
12	1'41.139	33.179	16.858	27.813	23.289	213.8							
13	1'41.099	33.010	16.798	28.019	23.272	213.8							
14	1'40.945	33.056	16.769	27.956	23.164	216.0							
15	1'41.522 *	33.090	16.891	28.000	23.541 *	216.8							
16	1'41.095	33.178	16.844	27.866	23.207	212.5							
17	1'40.878	33.058	16.780	27.892	23.148	214.2							
18	1'41.394	33.283	16.675	28.030	23.406	216.4							
19	1'41.598	33.145	16.919	28.069	23.465	212.1							
20	1'41.544	33.175	16.913	28.006	23.450	212.1							
2nd	22	David ALMANSA		Liqui Moly Dynavolt Int SPA			19	1'41.508	33.133	17.054	27.969	23.352	213.0
		Runs=1	Total laps=20	Full laps=19	Valid laps=19		20	1'41.461	33.111	16.863	28.050	23.437	213.8
1	1'46.868	38.084	16.998	27.915	23.871	210.5							
2	1'41.464	33.059	17.059	27.872	23.474	210.5							
3	1'41.456	33.012	16.991	27.974	23.479	210.9							
4	1'41.192	32.827	16.945	27.910	23.510	211.3							
5	1'41.484	33.073	16.996	28.005	23.410	211.3							
6	1'41.147	32.877	16.968	27.910	23.392	210.9							
7	1'41.361	33.008	16.989	28.025	23.339	210.1							
8	1'41.747	33.014	17.050	28.249	23.434	211.3							
9	1'41.248	33.021	17.015	27.974	23.238	213.8							
10	1'42.104	33.033	16.936	28.033	24.102	210.9							
11	1'40.990	33.115	16.842	27.894	23.139	215.5							
12	1'40.865	32.831	16.767	28.043	23.224	214.2							
13	1'41.327	32.967	16.940	28.083	23.337	211.7							
14	1'41.027	32.963	16.920	28.002	23.142	213.0							
15	1'41.091	33.008	16.872	28.007	23.204	213.0							
16	1'41.191	33.137	16.806	27.991	23.257	213.4							
17	1'41.197	32.981	16.893	28.015	23.308	213.8							
18	1'41.586	33.291	16.928	27.993	23.374	212.1							
4th	73	Valentin PERRONE		Red Bull KTM Tech3 ARG			19	1'41.508	33.133	17.054	27.969	23.352	213.0
		Runs=1	Total laps=20	Full laps=19	Valid laps=18		20	1'41.461	33.111	16.863	28.050	23.437	213.8
1	1'48.651	40.034	16.829	28.259	23.529	217.7							
2	1'41.088 *	33.117	16.750	27.830	23.391 *	215.1							
3	1'41.261	33.294	16.896	27.864	23.207	215.1							
4	1'40.981	33.010	16.766	27.826	23.379	216.0							
5	1'41.067	32.969	16.909	27.900	23.289	214.2							
6	1'41.267	33.133	16.790	28.084	23.260	215.5							
7	1'41.071	33.200	16.790	27.840	23.241	214.7							
8	1'41.659	33.062	16.838	28.076	23.683	216.0							
9	1'41.679	33.299	16.938	28.007	23.435	214.7							
10	1'41.918	34.110	16.773	27.843	23.192	214.7							
11	1'41.104	33.246	16.693	27.933	23.232	215.1							
12	1'41.392	33.316	16.709	28.133	23.234	216.8							
13	1'41.302	33.094	16.735	27.824	23.649	215.5							
14	1'40.897	33.114	16.662	27.917	23.204	215.5							
15	1'41.113	33.101	16.786	28.010	23.216	214.7							

Fastest Lap: Casey O'GORMAN IRL SIC58 Squadra Corse **1'40.810** 32.958 16.758 27.846 23.248

These data/results cannot be reproduced, stored and/or transmitted in whole or in part by any manner of electronic, mechanical, photocopying, recording, broadcasting or otherwise now known or herein after developed without the previous express consent by the copyright owner, except for reproduction in daily press and regular printed publications on sale to the public within 60 days of the event related to those data/results and always provided that copyright symbol appears together as follows below.

© MotoGP Sports Entertainment Group, 2026

Official MotoGP Timing by

www.motogp.com

Assen, Sunday, June 28, 2026

Race

Moto3™

Lap	Lap Time	T1	T2	T3	T4	Speed	Lap	Lap Time	T1	T2	T3	T4	Speed
16	1'41.355	33.130	16.705	28.093	23.427	215.1	2	1'40.874	33.028	16.889	27.628	23.329	215.5
17	1'41.413	33.154	16.787	28.011	23.461	214.7	3	1'41.263	33.109	17.083	27.607	23.464	215.1
18	1'41.947	33.287	16.913	28.107	23.640	213.0	4	1'41.379	33.062	16.876	27.746	23.695	213.0
19	1'41.641	33.333	16.755	28.028	23.525	216.0	5	1'41.322	33.099	16.985	27.854	23.384	212.5
20	1'41.546	33.222	16.806	28.151	23.367	216.0	6	1'40.887	32.986	16.928	27.593	23.380	213.0
5th 54 Jesus RIOS Rivacold Snipers Team SPA							7	1'41.402	32.978	16.984	27.907	23.533	210.9
Runs=1 Total laps=20 Full laps=19 Valid laps=15							8	1'41.831	33.104	16.835	28.064	23.828	213.4
1	1'49.023	40.179	17.193	27.962	23.689	214.2	9	1'41.583	33.201	16.955	27.768	23.659	211.3
2	1'41.147	33.242	16.690	27.759	23.456	215.1	10	1'41.267	32.964	16.790	27.755	23.758	212.5
3	1'40.755 *	33.083	16.650	27.790	23.232 *	215.1	11	1'41.587	33.091	17.185	27.973	23.338	210.1
4	1'41.280	33.190	16.652	27.941	23.497	215.1	12	1'41.109	32.991	16.934	27.772	23.412	210.9
5	1'40.995	33.010	16.774	27.938	23.273	215.1	13	1'41.122	32.955	17.015	27.817	23.335	210.5
6	1'41.002	33.124	16.741	27.833	23.304	214.7	14	1'40.883	32.783	16.943	27.829	23.328	211.3
7	1'41.963	33.106	17.432	28.096	23.329	206.8	15	1'41.436 *	32.986	16.979	27.917	23.554 *	210.9
8	1'41.072	33.107	16.854	27.768	23.343	211.3	16	1'41.274	32.987	16.958	27.858	23.471	210.1
9	1'41.186	33.208	16.841	27.871	23.266	214.7	17	1'41.531 *	32.964	17.074	27.862	23.631 *	208.8
10	1'41.394	33.330	16.756	27.799	23.509	213.4	18	1'42.451	33.324	17.155	28.131	23.841	208.0
11	1'41.596	33.472	16.878	27.847	23.399	215.1	19	1'42.546	33.445	16.790	28.017	24.294	214.7
12	1'41.394	33.181	16.933	27.868	23.412	213.8	20	1'42.440	33.375	17.279	28.054	23.732	210.1
13	1'41.522	33.076	16.820	27.857	23.769	212.5	8th 66 Joel KELSO GRYD Racing AUS						
14	1'41.151	33.318	16.672	27.928	23.233	216.4	Runs=1 Total laps=20 Full laps=19 Valid laps=13						
15	1'40.881	33.049	16.662	27.951	23.219	214.2	1	1'47.127 *	38.543	17.128	28.059	23.397 *	214.2
16	1'42.275 *	33.318	16.674	28.252	24.031 *	216.4	2	1'41.316 *	33.506 *	16.695	27.814	23.301 *	214.2
17	1'41.359 *	33.503 *	16.813	27.784	23.259	213.0	3	1'41.654	33.311	16.940	27.898	23.505	212.5
18	1'41.483	33.183	16.659	28.081	23.560	214.7	4	1'41.595 *	33.110	16.685	27.999	23.801 *	213.8
19	1'41.647	33.176	16.743	28.253	23.475	214.7	5	1'41.960 *	33.175	16.902	28.489	23.394 *	216.0
20	1'41.597 *	33.128	16.637	28.219	23.613 *	215.5	6	1'40.916 *	33.062 *	16.685	27.898	23.271	213.4
6th 51 Brian URIARTE Red Bull KTM Ajo SPA							7	1'41.522 *	33.152	16.819	28.202	23.349 *	215.1
Runs=1 Total laps=20 Full laps=19 Valid laps=19							8	1'41.281	33.491	16.738	27.746	23.306	212.5
1	1'46.578	38.198	17.199	27.712	23.469	207.6	9	1'41.475	33.314	16.904	28.000	23.257	213.0
2	1'42.605	34.403	16.878	28.094	23.230	211.7	10	1'41.662	33.930	16.597	27.885	23.250	215.1
3	1'41.351	33.194	16.971	27.830	23.356	213.8	11	1'41.336	33.318	16.641	28.166	23.211	216.0
4	1'41.348	33.255	16.857	27.719	23.517	213.4	12	1'41.596	33.385	16.689	28.041	23.481	213.8
5	1'43.365	33.207	16.919	28.927	24.312	215.5	13	1'41.090	33.097	16.661	27.814	23.518	213.0
6	1'41.426	33.199	16.806	27.834	23.587	215.1	14	1'41.222	33.360	16.660	27.901	23.301	214.2
7	1'41.713	33.086	17.033	28.134	23.460	211.3	15	1'40.940	33.130	16.719	27.814	23.277	213.0
8	1'41.603	33.200	17.046	28.039	23.318	211.7	16	1'41.604	33.305	16.752	28.124	23.423	212.5
9	1'41.351	33.190	16.748	27.971	23.442	213.8	17	1'41.149	33.166	16.756	27.872	23.355	212.5
10	1'41.370	33.193	16.892	27.894	23.391	211.7	18	1'42.237	33.684	16.669	28.286	23.598	215.1
11	1'41.313	33.061	16.894	27.970	23.388	212.1	19	1'41.655	33.424	16.760	27.989	23.482	213.0
12	1'41.271	33.076	16.863	27.974	23.358	212.1	20	1'41.359 *	33.230	16.680	28.027	23.422 *	212.5
13	1'41.430	33.134	16.926	28.019	23.351	211.3	9th 31 Adrian FERNANDEZ Leopard Racing SPA						
14	1'41.234	33.023	16.891	27.973	23.347	212.5	Runs=1 Total laps=20 Full laps=19 Valid laps=15						
15	1'41.463	33.131	17.003	27.981	23.348	210.9	1	1'47.308	39.092	17.062	27.861	23.293	215.5
16	1'41.313	33.057	16.933	28.007	23.316	211.7	2	1'41.431	33.380	16.867	27.814	23.370	212.5
17	1'41.244	33.110	16.851	27.996	23.287	212.1	3	1'41.729	33.433	17.028	27.759	23.509	216.8
18	1'41.625	33.160	16.978	27.955	23.532	211.3	4	1'40.999	33.086	16.836	27.822	23.255	214.2
19	1'41.493	33.202	16.997	27.957	23.337	210.9	5	1'41.316	33.152	16.990	27.862	23.312	213.4
20	1'41.143	33.059	16.827	27.848	23.409	213.0	6	1'41.275	33.250	16.872	27.833	23.320	216.4
7th 13 Hakim DANISH AEON Credit - MT Helm MAL							7	1'41.575 *	33.288	17.227	27.851	23.209 *	205.7
Runs=1 Total laps=20 Full laps=19 Valid laps=17							8	1'41.570	33.079	16.851	27.885	23.755	214.2
1	1'48.089	39.556	16.907	28.090	23.536	214.2	9	1'41.557	33.529	16.913	27.846	23.269	211.3
Fastest Lap: Casey O'GORMAN IRL SIC58 Squadra Corse 1'40.810 32.958 16.758 27.846 23.248							10	1'41.568 *	33.431	16.799	27.960	23.378 *	213.8

These data/results cannot be reproduced, stored and/or transmitted in whole or in part by any manner of electronic, mechanical, photocopying, recording, broadcasting or otherwise now known or herein after developed without the previous express consent by the copyright owner, except for reproduction in daily press and regular printed publications on sale to the public within 60 days of the event related to those data/results and always provided that copyright symbol appears together as follows below.

© MotoGP Sports Entertainment Group, 2026

Official MotoGP Timing by  TISSOT

www.motogp.com

Assen, Sunday, June 28, 2026

Page 2 of 5

Race

Moto3™

Lap	Lap Time	T1	T2	T3	T4	Speed	Lap	Lap Time	T1	T2	T3	T4	Speed
11	1'41.316	33.153	16.893	28.027	23.243	215.1	20	1'41.802	33.219	16.780	28.308	23.495	214.2
12	1'41.327	33.238	16.796	28.060	23.233	216.4	12th 78 Joel ESTEBAN LEVEL UP - MTA SPA						
13	1'41.109	33.091	16.781	27.852	23.385	215.5	Runs=1 Total laps=20 Full laps=19 Valid laps=17						
14	1'41.149	33.140	16.826	27.988	23.195	213.4	1	1'49.216	40.405	17.220	28.073	23.518	218.1
15	1'41.018 *	33.040	16.824	27.942	23.212 *	213.4	2	1'41.715	33.538	16.776	28.053	23.348	218.1
16	1'41.467	33.150	16.926	28.201	23.190	213.4	3	1'41.746 *	33.195	16.853	28.174	23.524 *	217.7
17	1'41.428	33.074	16.898	27.994	23.462	213.4	4	1'41.090	33.052	16.859	27.930	23.249	217.7
18	1'42.382	33.567	16.842	28.350	23.623	216.0	5	1'41.281 *	33.022	16.751	27.939	23.569 *	216.8
19	1'42.449 *	33.286	16.857	28.110	24.196 *	215.5	6	1'41.740	33.198	16.743	28.035	23.764	214.7
20	1'42.068	33.402	16.907	28.165	23.594	215.1	7	1'42.100	33.098	16.992	28.209	23.801	216.4
10th 67 Casey O'GORMAN SIC58 Squadra Corse IRL							8	1'41.828	33.386	16.875	28.059	23.508	217.3
Runs=1 Total laps=20 Full laps=19 Valid laps=16							9	1'41.340	33.103	16.822	28.074	23.341	215.1
1	1'48.820	40.181	17.069	27.949	23.621	213.4	10	1'41.759	33.136	16.817	28.114	23.692	213.0
2	1'41.403	33.388	16.628	28.050	23.337	216.0	11	1'41.734	33.392	16.824	28.175	23.343	213.4
3	1'41.684 *	33.330	16.790	27.891	23.673 *	215.1	12	1'41.476	33.182	16.787	28.231	23.276	213.8
4	1'41.376 *	33.557	16.806	27.685	23.328 *	213.8	13	1'41.342	33.146	16.723	28.204	23.269	214.2
5	1'40.810	32.958	16.758	27.846	23.248	215.5	14	1'42.370	33.048	16.838	28.270	24.214	213.4
6	1'40.825	33.037	16.760	27.844	23.184	214.7	15	1'41.711	33.185	16.834	28.195	23.497	215.5
7	1'41.351	33.077	17.015	28.071	23.188	217.3	16	1'42.618	33.776	17.166	28.249	23.427	210.5
8	1'41.425	33.620	16.748	27.831	23.226	216.4	17	1'41.751	33.026	16.761	28.281	23.683	215.5
9	1'41.531	33.354	16.770	28.067	23.340	216.0	18	1'42.460	33.608	16.853	28.055	23.944	215.5
10	1'41.608	33.318	16.884	27.941	23.465	213.8	19	1'41.903	33.428	16.936	28.281	23.258	216.8
11	1'41.117	33.219	16.739	27.926	23.233	215.5	20	1'41.954	33.272	16.909	28.232	23.541	212.1
12	1'41.540	33.350	16.800	27.956	23.434	215.1	13th 6 Ryusei YAMANAKA AEON Credit - MT Helm JPN						
13	1'41.338	33.167	16.755	28.029	23.387	216.0	Runs=1 Total laps=20 Full laps=19 Valid laps=18						
14	1'41.122	33.153	16.809	27.983	23.177	215.1	1	1'48.351	39.061	17.329	28.198	23.763	212.5
15	1'41.850	33.161	16.933	28.099	23.657	212.5	2	1'41.448	33.024	16.953	27.936	23.535	215.1
16	1'41.488 *	33.354	16.857	27.936	23.341 *	213.0	3	1'42.048 *	33.117	16.968	28.109	23.854 *	213.8
17	1'42.539	33.416	16.971	28.369	23.783	211.7	4	1'41.516	33.294	16.914	27.862	23.446	215.5
18	1'41.932	33.535	16.906	28.078	23.413	212.5	5	1'41.762	33.004	16.885	27.891	23.982	217.7
19	1'42.656	33.599	17.107	28.329	23.621	210.5	6	1'41.782	33.202	16.812	28.045	23.723	215.1
20	1'43.396	33.883	17.188	28.467	23.858	210.9	7	1'42.069	33.481	16.911	28.005	23.672	216.4
11th 27 Rico SALMELA Red Bull KTM Tech3 FIN							8	1'41.969	33.456	17.000	27.986	23.527	219.5
Runs=1 Total laps=20 Full laps=19 Valid laps=17							9	1'41.539	33.208	16.950	27.898	23.483	216.8
1	1'48.557	39.864	16.907	28.064	23.722	219.0	10	1'41.476	33.368	16.844	27.932	23.332	218.1
2	1'41.805 *	33.391	16.725	27.830	23.859 *	215.5	11	1'41.943	33.459	16.825	28.102	23.557	215.5
3	1'41.526 *	33.370 *	16.673	27.910	23.573	216.0	12	1'41.337	32.990	16.743	28.193	23.411	216.8
4	1'41.294	33.115	16.799	27.911	23.469	213.0	13	1'41.374	33.046	16.868	28.072	23.388	215.5
5	1'41.049	32.891	16.840	27.863	23.455	213.4	14	1'41.737	33.453	16.808	28.028	23.448	216.4
6	1'40.875	33.023	16.708	27.839	23.305	216.0	15	1'41.608	33.196	16.914	28.121	23.377	216.4
7	1'41.784	33.102	16.884	28.074	23.724	218.1	16	1'41.803	33.124	16.976	28.149	23.554	213.0
8	1'40.919	33.157	16.694	27.871	23.197	216.0	17	1'42.547	33.629	17.044	28.246	23.628	213.8
9	1'41.079	33.106	16.819	27.928	23.226	214.2	18	1'42.925	33.382	17.115	28.280	24.148	214.7
10	1'41.514	33.420	16.733	28.060	23.301	215.1	19	1'42.209	33.419	17.004	28.335	23.451	216.8
11	1'41.170	33.235	16.656	28.013	23.266	216.0	20	1'41.766	33.181	16.850	28.184	23.551	214.7
12	1'41.806	33.364	16.726	28.173	23.543	216.4	14th 18 Matteo BERTELLE LEVEL UP - MTA ITA						
13	1'40.963	32.944	16.719	27.845	23.455	215.5	Runs=1 Total laps=20 Full laps=19 Valid laps=16						
14	1'41.280	33.063	16.724	28.228	23.265	214.7	1	1'48.514	39.614	17.079	28.108	23.713	216.4
15	1'40.931	33.041	16.659	28.007	23.224	216.4	2	1'41.601	33.106	16.905	27.898	23.692	214.2
16	1'41.612	33.214	16.714	28.233	23.451	216.8	3	1'41.778	33.202	16.817	27.968	23.791	215.5
17	1'41.109	33.063	16.751	27.872	23.423	213.8	4	1'41.932	33.685	16.947	27.916	23.384	216.4
18	1'41.751	33.504	16.738	28.069	23.440	216.0	5	1'41.605	33.308	16.919	27.982	23.396	216.8
19	1'41.860	33.319	16.887	28.200	23.454	212.5							

Fastest Lap: Casey O'GORMAN IRL SIC58 Squadra Corse **1'40.810** 32.958 16.758 27.846 23.248

These data/results cannot be reproduced, stored and/or transmitted in whole or in part by any manner of electronic, mechanical, photocopying, recording, broadcasting or otherwise now known or herein after developed without the previous express consent by the copyright owner, except for reproduction in daily press and regular printed publications on sale to the public within 60 days of the event related to those data/results and always provided that copyright symbol appears together as follows below.

© MotoGP Sports Entertainment Group, 2026

Official MotoGP Timing by  TISSOT

www.motogp.com

Assen, Sunday, June 28, 2026

Page 3 of 5

Race

Moto3™

Lap	Lap Time	T1	T2	T3	T4	Speed	Lap	Lap Time	T1	T2	T3	T4	Speed
6	1'41.580	33.293	16.812	27.817	23.658	216.4	15	1'41.783	33.285	16.883	28.091	23.524	215.5
7	1'41.746	33.328	16.828	28.046	23.544	217.7	16	1'41.906	33.501	16.983	28.083	23.339	212.5
8	1'41.477	33.176	17.112	27.923	23.266	212.5	17	1'42.161	33.226	17.063	28.111	23.761	214.7
9	1'42.085	33.098	16.780	28.492	23.715	216.0	18	1'42.829	33.474	16.978	28.170	24.207	214.2
10	1'41.865	33.653	16.945	27.915	23.352	215.1	19	1'42.343	33.371	16.968	28.273	23.731	216.0
11	1'42.094	33.518	17.155	27.915	23.506	212.5	20	1'41.901	33.228	16.849	28.124	23.700	216.4
12	1'41.617	33.466	16.931	27.927	23.293	216.8							
13	1'40.904	32.982	16.841	27.863	23.218	215.1							
14	1'41.447 *	33.142	16.812	27.999	23.494 *	216.0							
15	1'41.970 *	33.151	17.170	28.259	23.390 *	214.2							
16	1'41.717	33.178	16.985	27.992	23.562	213.0							
17	1'42.773	33.247	17.328	28.272	23.926	208.8							
18	1'42.354 *	33.322	16.963	28.224	23.845 *	215.5							
19	1'42.328	33.357	17.051	28.246	23.674	212.1							
20	1'42.031	33.467	16.821	28.123	23.620	216.8							

15th	8	Eddie O'SHEA	GRYD Racing	GBR		
Runs=1	Total laps=20	Full laps=19	Valid laps=19			
1	1'49.134	39.759	17.008	28.217	24.150	219.0
2	1'41.494	33.385	16.760	27.982	23.367	215.5
3	1'41.318	33.250	16.722	27.948	23.398	217.3
4	1'41.674	33.701	16.784	27.893	23.296	216.0
5	1'41.381	33.016	16.815	28.069	23.481	215.5
6	1'41.853	33.567	16.814	27.846	23.626	218.6
7	1'41.782	33.221	16.864	28.184	23.513	216.4
8	1'41.785	33.366	16.867	28.015	23.537	214.7
9	1'41.753	33.069	16.775	28.329	23.580	217.7
10	1'41.657	33.332	16.810	27.963	23.552	215.1
11	1'42.308	33.743	16.728	28.124	23.713	216.8
12	1'41.598	33.717	16.698	27.933	23.250	218.1
13	1'41.396	33.358	16.789	27.994	23.255	216.4
14	1'41.422	33.201	16.767	28.023	23.431	216.4
15	1'41.794	33.168	16.848	28.149	23.629	216.4
16	1'41.795	33.299	16.875	27.985	23.636	215.1
17	1'42.398	33.441	17.018	28.191	23.748	215.1
18	1'43.334	33.315	17.023	28.232	24.764	214.7
19	1'42.006	33.366	16.882	28.072	23.686	214.7
20	1'41.815	33.365	16.708	28.145	23.597	217.3

16th	19	Scott OGDEN	CIP Green Power	GBR		
Runs=1	Total laps=20	Full laps=19	Valid laps=18			
1	1'49.330	40.705	17.126	27.955	23.544	216.8
2	1'42.134	33.643	17.363	27.830	23.298	208.8
3	1'41.387	32.880	16.915	28.048	23.544	218.1
4	1'41.210	33.142	16.911	27.798	23.359	216.8
5	1'41.267	32.966	16.914	27.832	23.555	215.5
6	1'41.842	33.526	16.895	28.025	23.396	216.8
7	1'41.917	33.301	16.941	28.007	23.668	217.7
8	1'41.797 *	33.246	16.953	28.026	23.572 *	217.7
9	1'41.557	33.147	16.926	27.834	23.650	214.2
10	1'41.662	33.263	16.849	27.949	23.601	214.2
11	1'42.126	33.699	16.840	27.988	23.599	214.7
12	1'41.792	33.325	16.823	28.004	23.640	215.1
13	1'41.434	33.285	16.898	27.884	23.367	214.7
14	1'41.331	32.991	16.856	28.006	23.478	216.0

17th	5	Leo RAMMERSTORFER	SIC58 Squadra Corse	AUT		
Runs=1	Total laps=20	Full laps=19	Valid laps=16			
1	1'49.720	40.813	17.132	28.168	23.607	216.4
2	1'41.684 *	33.362	16.906	28.031	23.385 *	214.2
3	1'41.646	33.193	16.944	28.042	23.467	213.8
4	1'41.844	33.311	16.941	28.122	23.470	213.8
5	1'42.052 *	33.208	17.056	28.117	23.671 *	211.7
6	1'42.283 *	33.485	17.070	28.144	23.584 *	210.1
7	1'42.114	33.331	17.006	28.187	23.590	212.5
8	1'42.285	33.415	17.017	28.202	23.651	212.5
9	1'42.259	33.384	17.039	28.233	23.603	210.5
10	1'42.385	33.453	16.987	28.250	23.695	210.9
11	1'42.313	33.392	16.987	28.268	23.666	211.3
12	1'42.607	33.372	17.095	28.390	23.750	209.7
13	1'42.716	33.500	17.083	28.476	23.657	210.1
14	1'42.559	33.311	17.116	28.475	23.657	210.1
15	1'42.961	33.459	17.131	28.588	23.783	208.4
16	1'43.241	33.582	17.216	28.582	23.861	208.4
17	1'54.979	44.615	17.710	28.749	23.905	205.3
18	1'43.612	33.939	17.304	28.612	23.757	207.2
19	1'44.060	33.770	17.432	28.845	24.013	208.0
20	1'44.235	33.834	17.376	28.800	24.225	207.2

18th	94	Guido PINI	Leopard Racing	ITA		
Runs=1	Total laps=20	Full laps=19	Valid laps=10			
1	1'48.782	39.975	17.000	28.067	23.740	218.1
2	1'41.329	33.281	16.775	27.775	23.498	216.0
3	1'41.290	33.280	16.830	27.924	23.256	216.4
4	1'40.975	33.047	16.784	27.750	23.394	213.4
5	1'41.513 *	33.162	16.716	28.043	23.592 *	215.5
6	1'41.080 *	33.077	16.756	27.939	23.308 *	214.2
7	1'41.862 *	33.106	17.006	28.197	23.553 *	217.7
8	1'43.057 *	33.343	16.713	29.608	23.393 *	216.4
9	1'42.596 *	33.102	16.947	28.543	24.004 *	212.1
10	1'41.635 *	33.457 *	16.874	27.860	23.444	216.4
11	1'42.045	33.559	16.788	28.058	23.640	216.0
12	1'41.364 *	33.281	16.784	28.016	23.283 *	215.1
13	1'41.150	33.041	16.745	27.972	23.392	215.5
14	1'41.400 *	33.064	16.830	28.021	23.485 *	213.4
15	1'41.709	33.126	16.964	28.060	23.559	212.5
16	1'41.932	33.324	17.079	28.103	23.426	212.1
17	1'42.477	33.460	17.156	28.267	23.594	210.9
18	1'42.687	33.327	17.195	28.243	23.922	210.9
19	1'42.231	33.357	17.137	28.221	23.516	211.3
20	1'42.524 *	33.604	16.838	28.155	23.927 *	215.1

Fastest Lap: Casey O'GORMAN IRL SIC58 Squadra Corse **1'40.810** 32.958 16.758 27.846 23.248

These data/results cannot be reproduced, stored and/or transmitted in whole or in part by any manner of electronic, mechanical, photocopying, recording, broadcasting or otherwise now known or herein after developed without the previous express consent by the copyright owner, except for reproduction in daily press and regular printed publications on sale to the public within 60 days of the event related to those data/results and always provided that copyright symbol appears together as follows below.

© MotoGP Sports Entertainment Group, 2026

Official MotoGP Timing by  TISSOT

www.motogp.com

Assen, Sunday, June 28, 2026

Page 4 of 5



Race

Moto3™

Lap	Lap Time	T1	T2	T3	T4	Speed
19th	10	Nicola CARRARO		Rivacold Snipers Team		ITA
		Runs=1	Total laps=20	Full laps=19	Valid laps=17	
1	1'50.006 *	40.897	17.265	28.253	23.591 *	215.5
2	1'42.700 *	33.691 *	17.103	28.188	23.718	212.1
3	1'57.614	46.328	18.092	28.928	24.266	201.8
4	1'44.857	33.996	17.835	29.154	23.872	206.8
5	1'43.349	33.733	17.380	28.398	23.838	208.8
6	1'43.174	33.560	17.208	28.394	24.012	208.8
7	1'44.245	33.911	17.502	28.733	24.099	207.2
8	1'44.056	33.902	17.471	28.671	24.012	206.5
9	1'44.163	33.931	17.435	28.724	24.073	206.5
10	1'44.463	33.989	17.465	28.795	24.214	206.8
11	1'44.428	34.030	17.460	28.816	24.122	206.8
12	1'44.575	33.998	17.441	28.915	24.221	206.8
13	1'44.474	33.992	17.529	28.866	24.087	206.8
14	1'44.642	33.989	17.520	28.839	24.294	206.5
15	1'45.106	34.059	17.628	29.201	24.218	206.5
16	1'44.680	33.958	17.612	28.881	24.229	206.1
17	1'44.395	33.957	17.435	28.963	24.040	206.5
18	1'44.588 *	34.163	17.549	28.913	23.963 *	206.5
19	1'44.943	34.176	17.658	29.020	24.089	206.8
20	1'44.752	34.084	17.478	28.983	24.207	206.8

Lap	Lap Time	T1	T2	T3	T4	Speed
20th	88	Marcos URIARTE		Liqui Moly Dynavolt Int		SPA
		Runs=1	Total laps=17	Full laps=16	Valid laps=13	
1	1'48.399	39.325	17.035	28.289	23.750	215.1
2	1'42.412	34.081	16.887	28.087	23.357	213.8
3	1'41.942	33.412	16.864	28.137	23.529	217.7
4	1'41.273	33.086	16.871	27.918	23.398	217.3
5	1'41.796 *	33.242	16.769	28.409	23.376 *	216.8
6	1'43.318 *	33.179	16.718	29.798	23.623 *	216.0
7	1'41.912	33.274	17.011	28.025	23.602	211.3
8	1'41.843	33.291	16.987	28.007	23.558	210.9
9	1'41.948 *	33.311	17.035	28.058	23.544 *	210.5
10	1'42.148	33.335	16.956	28.122	23.735	210.9
11	1'42.243	33.345	16.970	28.225	23.703	210.9
12	1'41.915	33.291	16.939	28.101	23.584	210.5
13	1'42.127	33.336	16.937	28.151	23.703	210.5
14	1'42.181	33.377	16.963	28.106	23.735	210.9
15	1'42.092	33.343	16.991	28.135	23.623	209.3
16	1'42.138	33.455	16.946	28.164	23.573	210.1
17	1'42.349	33.447	16.950	28.245	23.707	210.1

Lap	Lap Time	T1	T2	T3	T4	Speed
21st	83	Alvaro CARPE		Red Bull KTM Ajo		SPA
		Runs=1	Total laps=15	Full laps=13	Valid laps=11	
1	1'47.237	38.872	17.034	27.728	23.603	211.7
2	2'00.237	48.300	18.668	29.299	23.970	200.0
3	1'44.243	34.621	17.268	28.409	23.945	208.8
4	1'43.166	33.602	17.304	28.363	23.897	209.3
5	1'43.254	33.852	17.322	28.394	23.686	208.0
6	1'42.724	33.635	17.182	28.223	23.684	208.0
7	1'43.105 *	33.680	17.276	28.332	23.817 *	207.6
8	1'43.631	33.937	17.287	28.581	23.826	208.4
9	1'42.892	33.610	17.216	28.414	23.652	208.8

Lap	Lap Time	T1	T2	T3	T4	Speed
10	1'44.385 *	33.733	17.320	28.334	24.998 *	207.2
11	1'44.069	34.013	17.419	28.824	23.813	208.0
12	1'43.514	33.783	17.256	28.542	23.933	208.0
13	1'42.345	33.586	17.095	28.182	23.482	208.4
14	1'45.104	34.059	17.590	28.965	24.490	205.7
15	1'58.200 P	34.955	18.717	30.177	34.351	192.1

Lap	Lap Time	T1	T2	T3	T4	Speed
22nd	9	Veda PRATAMA		Honda Team Asia		INA
		Runs=1	Total laps=8	Full laps=6	Valid laps=5	
1	1'47.214	38.872	17.116	27.822	23.404	213.0
2	1'41.618	33.838	16.788	27.730	23.262	216.0
3	1'41.098	33.074	16.658	27.954	23.412	216.4
4	1'41.148	33.049	16.823	27.672	23.604	214.7
5	1'41.492	33.084	16.981	27.963	23.464	213.0
6	1'41.346	32.954	16.902	27.833	23.657	213.0
7	1'42.854 *	33.396	17.442	28.404	23.612 *	205.3
8	2'13.470 P	48.260	19.809	30.173	35.228	190.4

Lap	Lap Time	T1	T2	T3	T4	Speed
23rd	32	Zen MITANI		Honda Team Asia		JPN
		Runs=1	Total laps=2	Full laps=1	Valid laps=1	
1	1'49.102	40.245	17.090	28.129	23.638	213.8
2	1'41.591	33.503	16.776	27.940	23.372	215.1
	unfinished	33.328	16.848			214.7

Lap	Lap Time	T1	T2	T3	T4	Speed
24th	11	Adrian CRUCES		CIP Green Power		SPA
		Runs=1	Total laps=1	Full laps=0	Valid laps=0	
1	1'46.874	38.386	17.168	27.799	23.521	212.5

Lap	Lap Time	T1	T2	T3	T4	Speed
25th	14	Cormac BUCHANAN		CODE Motorsports		NZE
		Runs=1	Total laps=1	Full laps=0	Valid laps=0	
1	1'49.546	40.506	17.212	28.343	23.485	215.5
	unfinished	33.441	17.228			210.1

Fastest Lap: Casey O'GORMAN IRL SIC58 Squadra Corse 1'40.810 32.958 16.758 27.846 23.248

These data/results cannot be reproduced, stored and/or transmitted in whole or in part by any manner of electronic, mechanical, photocopying, recording, broadcasting or otherwise now known or herein after developed without the previous express consent by the copyright owner, except for reproduction in daily press and regular printed publications on sale to the public within 60 days of the event related to those data/results and always provided that copyright symbol appears together as follows below.

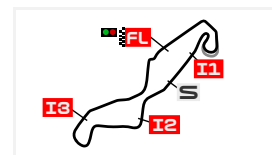
© MotoGP Sports Entertainment Group, 2026

Official MotoGP Timing by  TISSOT

www.motogp.com

Assen, Sunday, June 28, 2026

Page 5 of 5



TT Circuit Assen

4542 m.

ANALYSIS BY LAP

TISSOT GRAND PRIX OF THE NETHERLANDS RACE

Num Lap Time Gap

Num	Lap Time	Gap	Num	Lap Time	Gap	Num	Lap Time	Gap	Num	Lap Time	Gap			
Lap 1			8	1'41.494	2.296	94	1'40.975	1.396	73	1'41.267	0.704	73	1'41.659	0.539
51	1'46.578		32	1'41.591	2.361	27	1'41.294	2.202	97	1'40.936	0.810	13	1'41.831	0.541
28	1'46.824	0.246	88	1'42.412	2.479	67	1'41.376	2.303	66	1'40.916	0.957	31	1'41.570	0.697
22	1'46.868	0.290	78	1'41.715	2.599	6	1'41.516	2.383	67	1'40.825	1.307	54	1'41.072	0.731
11	1'46.874	0.296	5	1'41.684	3.072	8	1'41.674	2.640	94	1'41.080	1.358	66	1'41.281	0.865
97	1'46.963	0.385	19	1'42.134	3.132	78	1'41.090	2.787	27	1'40.875	1.495	97	1'41.104	0.983
66	1'47.127	0.549	10	1'42.700	4.374	18	1'41.932	2.845	51	1'41.426	3.062	67	1'41.425	1.188
9	1'47.214	0.636	83	2'00.237	19.142	88	1'41.273	3.046	78	1'41.740	3.177	27	1'40.919	1.303
83	1'47.237	0.659	Lap 3			19	1'41.210	3.081	8	1'41.853	3.243	94	1'43.057	3.382
31	1'47.308	0.730	22	1'41.456		5	1'41.844	3.914	6	1'41.782	3.296	51	1'41.603	3.483
13	1'48.089	1.511	28	1'41.480	0.062	83	1'43.166	23.903	18	1'41.580	3.399	18	1'41.477	3.727
6	1'48.351	1.773	9	1'41.098	0.142	10	1'44.857	24.197	19	1'41.842	3.559	8	1'41.785	3.915
88	1'48.399	1.821	66	1'41.654	0.309	Lap 5			88	1'43.318	5.529	78	1'41.828	4.210
18	1'48.514	1.936	13	1'41.263	0.438	22	1'41.484		5	1'42.283	5.618	19	1'41.797	4.378
27	1'48.557	1.979	97	1'41.869	0.617	9	1'41.492	0.106	83	1'42.724	27.250	6	1'41.969	4.439
73	1'48.651	2.073	31	1'41.729	0.680	28	1'41.500	0.250	10	1'43.174	28.089	88	1'41.843	6.389
94	1'48.782	2.204	51	1'41.351	0.746	31	1'41.316	0.319	Lap 7			5	1'42.285	7.122
67	1'48.820	2.242	54	1'40.755	1.137	13	1'41.322	0.463	22	1'41.361		83	1'43.631	31.091
54	1'49.023	2.445	73	1'41.261	1.212	73	1'41.067	0.584	28	1'41.277	0.146	10	1'44.056	33.495
32	1'49.102	2.524	94	1'41.290	1.613	54	1'40.995	0.736	13	1'41.402	0.244	9	2'13.470	33.734
8	1'49.134	2.556	6	1'42.048	2.059	97	1'41.223	1.021	73	1'41.071	0.414	Lap 9		
78	1'49.216	2.638	27	1'41.526	2.100	66	1'41.960	1.188	31	1'41.575	0.661	22	1'41.248	
19	1'49.330	2.752	18	1'41.778	2.105	94	1'41.513	1.425	66	1'41.522	1.118	28	1'41.641	0.180
14	1'49.546	2.968	67	1'41.684	2.119	67	1'40.810	1.629	54	1'41.963	1.193	54	1'41.186	0.456
5	1'49.720	3.142	8	1'41.318	2.158	27	1'41.049	1.767	67	1'41.351	1.297	13	1'41.583	0.663
10	1'50.006	3.428	78	1'41.746	2.889	8	1'41.381	2.537	97	1'41.964	1.413	73	1'41.679	0.757
Lap 2			88	1'41.942	2.965	78	1'41.281	2.584	9	1'42.854	1.798	31	1'41.557	0.793
22	1'41.464		19	1'41.387	3.063	6	1'41.762	2.661	94	1'41.862	1.859	66	1'41.475	0.879
28	1'41.546	0.038	5	1'41.646	3.262	51	1'43.365	2.783	27	1'41.784	1.918	27	1'41.079	0.921
66	1'41.316	0.111	10	1'57.614	20.532	19	1'41.267	2.864	51	1'41.713	3.414	67	1'41.531	1.258
97	1'41.573	0.204	83	1'44.243	21.929	18	1'41.605	2.966	8	1'41.782	3.664	97	1'42.002	1.524
31	1'41.431	0.407	Lap 4			88	1'41.796	3.358	18	1'41.746	3.784	51	1'41.351	3.373
9	1'41.618	0.500	22	1'41.192		5	1'42.052	4.482	78	1'42.100	3.916	78	1'41.340	4.089
13	1'40.874	0.631	9	1'41.148	0.098	83	1'43.254	25.673	6	1'42.069	4.004	8	1'41.753	4.207
51	1'42.605	0.851	28	1'41.364	0.234	10	1'43.349	26.062	19	1'41.917	4.115	18	1'42.085	4.351
73	1'41.088	1.407	31	1'40.999	0.487	Lap 6			88	1'41.912	6.080	19	1'41.557	4.474
6	1'41.448	1.467	13	1'41.379	0.625	22	1'41.147		5	1'42.114	6.371	94	1'42.596	4.517
94	1'41.329	1.779	66	1'41.595	0.712	13	1'40.887	0.203	83	1'43.105	28.994	6	1'41.539	4.517
18	1'41.601	1.783	51	1'41.348	0.902	28	1'41.127	0.230	10	1'44.245	30.973	88	1'41.948	6.876
54	1'41.147	1.838	73	1'40.981	1.001	9	1'41.346	0.305	Lap 8			5	1'42.259	7.920
67	1'41.403	1.891	54	1'41.280	1.225	31	1'41.275	0.447	28	1'41.388		83	1'42.892	32.522
27	1'41.805	2.030	97	1'41.857	1.282	54	1'41.002	0.591	22	1'41.747	0.213	10	1'44.163	36.197

Lapped rider

These data/results cannot be reproduced, stored and/or transmitted in whole or in part by any manner of electronic, mechanical, photocopying, recording, broadcasting or otherwise now known or herein after developed without the previous express consent by the copyright owner, except for reproduction in daily press and regular printed publications on sale to the public within 60 days of the event related to those data/results and always provided that copyright symbol appears together as follows below.

© MotoGP Sports Entertainment Group, 2026

Official MotoGP Timing by  TISSOT

www.motogp.com

Assen, Sunday, June 28, 2026

Num Lap Time Gap

Num	Lap Time	Gap	Num	Lap Time	Gap	Num	Lap Time	Gap	Num	Lap Time	Gap			
Lap 10			73	1'41.392	1.212	18	1'41.447	6.120	10	1'44.680	1'00.162	13	1'42.546	3.118
28	1'41.218		27	1'41.806	1.452	6	1'41.737	6.226	Lap 17			31	1'42.449	3.255
54	1'41.394	0.452	66	1'41.596	1.514	8	1'41.422	6.430	28	1'41.252		51	1'41.493	4.378
13	1'41.267	0.532	67	1'41.540	1.564	78	1'42.370	6.612	22	1'41.197	0.137	67	1'42.656	5.697
22	1'42.104	0.706	97	1'41.139	2.233	19	1'41.331	6.661	13	1'41.531	1.217	94	1'42.231	10.396
31	1'41.568	0.963	51	1'41.271	3.368	88	1'42.181	11.332	31	1'41.428	1.520	78	1'41.903	10.462
27	1'41.514	1.037	78	1'41.476	5.099	5	1'42.559	14.342	73	1'41.413	1.596	18	1'42.328	10.669
66	1'41.662	1.143	6	1'41.337	5.314	83	1'45.104	45.781	27	1'41.109	1.651	6	1'42.209	10.725
73	1'41.918	1.277	94	1'41.364	5.602	10	1'44.642	52.621	66	1'41.149	1.823	19	1'42.343	11.090
67	1'41.608	1.468	8	1'41.598	5.811	Lap 15			97	1'40.878	2.076	8	1'42.006	11.164
97	1'41.918	2.044	18	1'41.617	5.968	28	1'41.080		54	1'41.359	2.373	5	1'44.060	36.602
51	1'41.370	3.345	19	1'41.792	6.095	22	1'41.091	0.166	67	1'42.539	4.205	10	1'44.943	1'09.740
78	1'41.759	4.450	88	1'41.915	9.223	13	1'41.436	0.829	51	1'41.244	4.356	Lap 20		
8	1'41.657	4.466	5	1'42.607	11.266	31	1'41.018	1.042	94	1'42.477	8.574	28	1'41.083	
6	1'41.476	4.595	83	1'43.514	40.531	54	1'40.881	1.156	6	1'42.547	8.687	22	1'41.461	0.513
19	1'41.662	4.738	10	1'44.575	45.704	73	1'41.113	1.245	8	1'42.398	8.920	97	1'41.544	2.433
94	1'41.635	4.754	Lap 13			27	1'40.931	1.347	19	1'42.161	9.014	73	1'41.546	2.551
18	1'41.865	4.818	28	1'40.970		66	1'40.940	1.487	18	1'42.773	9.083	27	1'41.802	2.885
88	1'42.148	7.626	22	1'41.327	0.121	97	1'41.522	2.520	78	1'41.751	9.195	66	1'41.359	2.895
5	1'42.385	8.907	13	1'41.122	0.583	67	1'41.850	2.595	88	1'42.349	14.414	54	1'41.597	2.921
83	1'44.385	35.509	31	1'41.109	0.948	51	1'41.463	4.216	5	1'54.979	32.026	31	1'42.068	4.240
10	1'44.463	39.262	54	1'41.522	1.197	94	1'41.709	6.582	10	1'44.395	1'03.305	51	1'41.143	4.438
Lap 11			27	1'40.963	1.209	6	1'41.608	6.754	Lap 18			13	1'42.440	4.475
28	1'41.241		73	1'41.302	1.308	18	1'41.970	7.010	28	1'41.605		67	1'43.396	8.010
22	1'40.990	0.455	66	1'41.090	1.398	8	1'41.794	7.144	22	1'41.586	0.118	78	1'41.954	11.333
54	1'41.596	0.807	67	1'41.338	1.696	78	1'41.711	7.243	27	1'41.751	1.797	6	1'41.766	11.408
13	1'41.587	0.878	97	1'41.099	2.126	19	1'41.783	7.364	97	1'41.394	1.865	18	1'42.031	11.617
27	1'41.170	0.966	51	1'41.430	3.592	88	1'42.092	12.344	73	1'41.947	1.938	94	1'42.524	11.837
31	1'41.316	1.038	78	1'41.342	5.235	5	1'42.961	16.223	13	1'42.451	2.063	8	1'41.815	11.896
73	1'41.104	1.140	6	1'41.374	5.482	10	1'45.106	56.647	54	1'41.483	2.251	19	1'41.901	11.908
66	1'41.336	1.238	94	1'41.150	5.546	83	1'58.200	1'02.901	31	1'42.382	2.297	5	1'44.235	39.754
67	1'41.117	1.344	18	1'40.904	5.666	Lap 16			10	1'44.395	1'03.305	10	1'44.752	1'13.409
97	1'41.611	2.414	8	1'41.396	6.001	28	1'41.165		66	1'42.237	2.455	67	1'43.396	8.010
51	1'41.313	3.417	19	1'41.434	6.323	22	1'41.191	0.192	51	1'41.625	4.376	78	1'41.954	11.333
78	1'41.734	4.943	88	1'42.127	10.144	13	1'41.274	0.938	67	1'41.932	4.532	6	1'41.766	11.408
6	1'41.943	5.297	5	1'42.716	12.776	31	1'41.467	1.344	94	1'42.687	9.656	18	1'42.031	11.617
8	1'42.308	5.533	83	1'42.345	41.670	73	1'41.355	1.435	18	1'42.354	9.832	94	1'42.524	11.837
94	1'42.045	5.558	10	1'44.474	48.972	27	1'41.612	1.794	6	1'42.925	10.007	8	1'41.815	11.896
19	1'42.126	5.623	Lap 14			10	1'45.106	56.647	78	1'42.460	10.050	19	1'41.901	11.908
18	1'42.094	5.671	28	1'40.993		83	1'58.200	1'02.901	5	1'43.334	10.649	5	1'44.235	39.754
88	1'42.243	8.628	22	1'41.027	0.155	Lap 17			10	1'44.588	1'06.288	10	1'44.752	1'13.409
5	1'42.313	9.979	13	1'40.883	0.473	28	1'41.165		66	1'42.237	2.455	67	1'43.396	8.010
83	1'44.069	38.337	31	1'41.149	1.104	22	1'41.191	0.192	51	1'41.625	4.376	78	1'41.954	11.333
10	1'44.428	42.449	73	1'40.897	1.212	13	1'41.274	0.938	67	1'41.932	4.532	6	1'41.766	11.408
Lap 12			54	1'41.151	1.355	31	1'41.467	1.344	94	1'42.687	9.656	18	1'42.031	11.617
22	1'40.865		27	1'41.280	1.496	73	1'41.355	1.435	18	1'42.354	9.832	94	1'42.524	11.837
28	1'41.556	0.236	66	1'41.222	1.627	27	1'41.612	1.794	6	1'42.925	10.007	8	1'41.815	11.896
13	1'41.109	0.667	67	1'41.122	1.825	66	1'41.604	1.926	78	1'42.460	10.050	19	1'41.901	11.908
54	1'41.394	0.881	97	1'40.945	2.078	54	1'42.275	2.266	5	1'43.334	10.649	5	1'44.235	39.754
31	1'41.327	1.045	51	1'41.234	3.833	97	1'41.095	2.450	19	1'42.829	10.238	10	1'44.752	1'13.409
			94	1'41.400	5.953	67	1'41.488	2.918	8	1'43.334	10.649	66	1'42.237	2.455
						51	1'41.313	4.364	5	1'43.612	34.033	51	1'41.625	4.376
						94	1'41.932	7.349	10	1'44.588	1'06.288	67	1'41.932	4.532
						6	1'41.803	7.392	Lap 19			94	1'42.687	9.656
						18	1'41.717	7.562	28	1'41.491		18	1'42.354	9.832
						8	1'41.795	7.774	22	1'41.508	0.135	6	1'42.925	10.007
						19	1'41.906	8.105	27	1'41.598	1.972	78	1'42.460	10.050
						78	1'42.618	8.696	73	1'41.641	2.088	5	1'43.612	34.033
						88	1'42.138	13.317	27	1'41.860	2.166	19	1'42.829	10.238
						5	1'43.241	18.299	54	1'41.647	2.407	8	1'43.334	10.649
									66	1'41.655	2.619	10	1'44.588	1'06.288

Lapped rider

These data/results cannot be reproduced, stored and/or transmitted in whole or in part by any manner of electronic, mechanical, photocopying, recording, broadcasting or otherwise now known or herein after developed without the previous express consent by the copyright owner, except for reproduction in daily press and regular printed publications on sale to the public within 60 days of the event related to those data/results and always provided that copyright symbol appears together as follows below.

© MotoGP Sports Entertainment Group, 2026

Official MotoGP Timing by  TISSOT

www.motogp.com

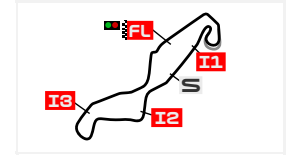
Assen, Sunday, June 28, 2026

Page 2 of 2



2026 ROOKIE OF THE YEAR CLASSIFICATION

TISSOT GRAND PRIX OF THE NETHERLANDS



TT Circuit Assen

4542 m.

Rider	Nation	Points	Leader	Previous	THA	BRA	USA	SPA	FRA	CAT	ITA	HUN	CZE	NED	GER	GBR	ARA	RSM	AUT	JPN	INA	AUS	MAL	QAT	POR	VAL	
1 URIARTE Brian	SPA	102			10	6	10	6	2	-	25	13	20	10													
2 DANISH Hakim	MAL	82	20	20	-	7	4	4	7	10	16	-	25	9													
3 PRATAMA Veda	INA	82	20	0	11	16	-	11	16	9	8	-	11	-													
4 SALMELA Rico	FIN	40	62	42	-	10	11	2	-	1	-	11	-	5													
5 O'GORMAN Casey	IRL	40	62	0	6	8	-	5	-	8	-	7	-	6													
6 RIOS Jesus	SPA	35	67	5	-	-	2	8	-	-	6	8	-	11													
7 RAMMERSTORFER Leo	AUT	4	98	31	1	-	-	-	3	-	-	-	-	-													
8 MITANI Zen	JPN	2	100	2	-	1	-	-	1	-	-	-	-	-													

These data/results cannot be reproduced, stored and/or transmitted in whole or in part by any manner of electronic, mechanical, photocopying, recording, broadcasting or otherwise now known or herein after developed without the previous express consent by the copyright owner, except for reproduction in daily press and regular printed publications on sale to the public within 60 days of the event related to those data/results and always provided that copyright symbol appears together as follows below.

© MotoGP Sports Entertainment Group, 2026

2026 RIDERS PERFORMANCE

TISSOT GRAND PRIX OF THE NETHERLANDS



TT Circuit Assen 542 m.

(Qualifying Position - Starting Position - Race Position)

#	Rider	Pts	THA	BRA	USA	SPA	FRA	CAT	ITA	HUN	CZE	NED	GER	GBR	ARA	RSM	AUT	JPN	INA	AUS	MAL	QAT	POR	VAL	
1	QUILES Maximo	211	4	11	7	1	1	6	15	2	3	1													
			4-2	11-1	8-2	1-1	2-1	7-1	14-11	2-1	2-3	1-1	-	-	-	-	-	-	-	-	-	-	-	-	-
2	CARPE Alvaro	121	2	10	1	3	7	12	12	18	4	8													
			2-4	10-4	1-3	3-4	8-NC	13-2	11-2	18-3	3-6	8-NC	-	-	-	-	-	-	-	-	-	-	-	-	-
3	ALMANSA David	109	1	13		7	12	3	1	1	1	6													
			1-1	14-NP	-	8-7	13-7	4-4	-NS	1-2	1-4	6-2	-	-	-	-	-	-	-	-	-	-	-	-	-
4	URIARTE Brian	102	12	6	13	5	6	17	4	3	5	3													
			12-6	6-10	14-6	5-10	7-14	3-DS	3-1	3-4	4-2	3-6	-	-	-	-	-	-	-	-	-	-	-	-	-
5	MORELLI Marco	102	11	5	17	10	3	4	8	7	20	4													
			11-7	5-2	18-11	11-3	4-12	5-5	7-13	7-7	17-7	4-3	-	-	-	-	-	-	-	-	-	-	-	-	-
6	DANISH Hakim	82	14	3	25	9	11	8	2	19	2	16													
			15-17	3-9	25-12	10-12	12-9	10-6	1-3	19-NC	14-1	16-7	-	-	-	-	-	-	-	-	-	-	-	-	-
7	PRATAMA Veda	82	5	4	4	16	5	21	13	9	8	7													
			5-5	4-3	4-NC	17-5	6-3	20-7	12-8	9-16	20-5	7-NC	-	-	-	-	-	-	-	-	-	-	-	-	-
8	PERRONE Valentin	79	13	2	3	11	13	1	16	4	14	19													
			14-3	2-7	3-4	12-6	14-10	1-10	15-18	4-NC	11-10	19-4	-	-	-	-	-	-	-	-	-	-	-	-	-
9	MUÑOZ David	52	6			2	4	2	7	17															
			6-9	-	-	2-2	5-17	2-3	6-7	17-NC	-	-	-	-	-	-	-	-	-	-	-	-	-	-	-
10	PINI Guido	48	9	15	5	21	10	15	19	16	12	9													
			9-19	16-5	5-1	21-NC	11-5	16-19	18-15	16-NL	24-16	9-18	-	-	-	-	-	-	-	-	-	-	-	-	-
11	ESTEBAN Joel	48	17	1	6	4	20	9	6	20	17	22													
			18-8	1-NP	6-NC	4-9	20-4	11-14	5-5	20-13	15-NC	22-12	-	-	-	-	-	-	-	-	-	-	-	-	-
12	CRUCES Adrian	46	21	25	14	14	16	20	23	8	21	5													
			22-12	25-12	15-7	15-19	17-6	19-11	22-17	8-6	18-12	5-NC	-	-	-	-	-	-	-	-	-	-	-	-	-

NC=Not classified NL=Not finished first lap NP=Not started race re-start N2=Not finished first lap race re-start EX=Excluded NS=Not Started DS=Disqualified

These data/results cannot be reproduced, stored and/or transmitted in whole or in part by any manner of electronic, mechanical, photocopying, recording, broadcasting or otherwise now known or herein after developed without the previous express consent by the copyright owner, except for reproduction in daily press and regular printed publications on sale to the public within 60 days of the event related to those data/results and always provided that copyright symbol appears together as follows below.

© MotoGP Sports Entertainment Group, 2026

2026 Riders Performance


Moto3™ Race

#	Rider	Pts	THA	BRA	USA	SPA	FRA	CAT	ITA	HUN	CZE	NED	GER	GBR	ARA	RSM	AUT	JPN	INA	AUS	MAL	QAT	POR	VAL	
13	BERTELLE Matteo	44	20	20	12	8	8	11	17	15	11	13													
			21-NC	20-NL	13-8	9-NC	9-2	12-12	16-12	15-15	9-11	13-14	-	-	-	-	-	-	-	-	-	-	-	-	-
14	SALMELA Rico	40	26	9	8	17	23	13	22	6	18	17													
			13-18	9-6	9-5	18-14	23-NC	14-15	21-NC	6-5	26-NC	17-11	-	-	-	-	-	-	-	-	-	-	-	-	-
15	O'GORMAN Casey	40	10	12	2	15	19	10	21	12	10	14													
			10-10	13-8	2-NC	16-11	19-NC	24-8	20-NC	12-9	8-NC	14-10	-	-	-	-	-	-	-	-	-	-	-	-	-
16	KELSO Joel	38	15	7	10	6	2	7	3	10	9	2													
			16-13	7-11	11-NC	7-13	3-NC	8-16	2-9	10-12	7-8	2-8	-	-	-	-	-	-	-	-	-	-	-	-	-
17	O'SHEA Eddie	36	19	22	16	24	9	14	14	22	6	15													
			20-14	22-14	17-10	24-17	10-8	15-9	13-6	22-18	5-NC	15-15	-	-	-	-	-	-	-	-	-	-	-	-	-
18	RIOS Jesus	35	16	24	20	19	15	5	5	5	15	21													
			17-16	24-NL	20-14	19-8	16-NC	6-NC	4-10	5-8	12-17	21-5	-	-	-	-	-	-	-	-	-	-	-	-	-
19	FERNANDEZ Adrian	28	3	18	18	18	18	18	9	11	13	10													
			3-DS	12-DS	7-DS	6-DS	1-DS	9-DS	8-4	11-10	10-14	10-9	-	-	-	-	-	-	-	-	-	-	-	-	-
20	OGDEN Scott	27	8	19	9	12	17	19	10	21	7	18													
			8-11	19-NP	10-9	13-15	18-NC	18-17	9-14	21-11	6-9	18-16	-	-	-	-	-	-	-	-	-	-	-	-	-
21	YAMANAKA Ryusei	15	7	8	19	22	21	16	11	24	19	12													
			7-23	8-13	19-17	22-16	21-11	17-13	10-16	24-17	16-15	12-13	-	-	-	-	-	-	-	-	-	-	-	-	-
22	URIARTE Marcos	6			21						16	11													
			-	-	21-13	-	-	-	-	-	13-13	11-NC	-	-	-	-	-	-	-	-	-	-	-	-	-
23	RAMMERSTORFER Leo	4	22	16	24	26	25	25	24	26	23	24													
			23-15	17-NP	24-19	26-NS	25-13	25-21	23-23	26-19	21-NC	23-17	-	-	-	-	-	-	-	-	-	-	-	-	-
24	BUCHANAN Cormac	2	18	17	22	20	14	26	18	14	24	25													
			19-NC	18-17	22-18	20-18	15-NL	26-22	17-19	14-14	22-18	24-NC	-	-	-	-	-	-	-	-	-	-	-	-	-
25	MITANI Zen	2	25	14	11	23	26	24	26	23	25	20													
			26-21	15-15	12-NC	23-20	26-15	23-20	25-22	23-20	23-19	20-NC	-	-	-	-	-	-	-	-	-	-	-	-	-
26	MOODLEY Ruche	1	24	21	23	13	24	22	20	13	22	23													
			25-20	21-NC	23-15	14-21	24-16	21-18	19-21	13-NL	19-20	-NS	-	-	-	-	-	-	-	-	-	-	-	-	-
27	CARRARO Nicola	0	23	23	15	25	22	23	25	25	26	26													
			24-22	23-16	16-16	25-NC	22-NC	22-NC	24-20	25-NC	25-NC	25-19	-	-	-	-	-	-	-	-	-	-	-	-	-

NC=Not classified NL=Not finished first lap NP=Not started race re-start N2=Not finished first lap race re-start EX=Excluded NS=Not Started DS=Disqualified

These data/results cannot be reproduced, stored and/or transmitted in whole or in part by any manner of electronic, mechanical, photocopying, recording, broadcasting or otherwise now known or herein after developed without the previous express consent by the copyright owner, except for reproduction in daily press and regular printed publications on sale to the public within 60 days of the event related to those data/results and always provided that copyright symbol appears together as follows below.

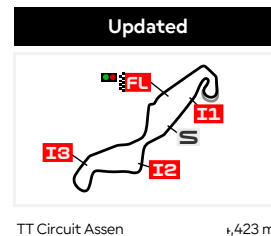
© MotoGP Sports Entertainment Group, 2026

Official MotoGP Timing by  TISSOT

www.motogp.com

Assen, Sunday, June 28, 2026





OFFICIAL STARTING GRID

TISSOT GRAND PRIX OF THE NETHERLANDS

RACE : 20 LAPS = 90.84 KM

1	1 1'40.130 28 Maximo QUILES KTM	2 1'40.155 66 Joel KELSO Honda	3 1'40.430 51 Brian URIARTE KTM
2	4 1'40.454 97 Marco MORELLI KTM	5 1'40.456 11 Adrian CRUCES KTM	6 1'40.615 22 David ALMANSA KTM
3	7 1'40.690 9 Veda PRATAMA Honda	8 1'40.720 83 Alvaro CARPE KTM	9 1'40.739 94 Guido PINI Honda
4	10 1'40.760 31 Adrian FERNANDEZ Honda	11 1'40.787 88 Marcos URIARTE KTM	12 1'40.799 6 Ryusei YAMANAKA KTM
5	13 1'40.868 18 Matteo BERTELLE KTM	14 1'40.921 67 Casey O'GORMAN Honda	15 1'41.081 8 Eddie O'SHEA Honda
6	16 1'41.136 13 Hakim DANISH KTM	17 1'41.167 27 Rico SALMELA KTM	18 1'41.656 19 Scott OGDEN KTM
7	19 1'41.156 73 Valentin PERRONE KTM	20 1'41.404 32 Zen MITANI Honda	21 1'41.496 54 Jesus RIOS Honda

FIM MotoGP Stewards double long lap penalty for riders #27

The results are provisional until the end of the limit for protest and appeals.

Time limit for protest expires 60' after publication of the results - **Roland BRONTSEMA** Time: **13:42**

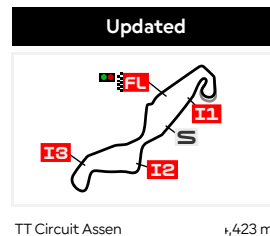
These data/results cannot be reproduced, stored and/or transmitted in whole or in part by any manner of electronic, mechanical, photocopying, recording, broadcasting or otherwise now known or herein after developed without the previous express consent by the copyright owner, except for reproduction in daily press and regular printed publications on sale to the public within 60 days of the event related to those data/results and always provided that copyright symbol appears together as follows below.

© MotoGP Sports Entertainment Group, 2026

Official MotoGP Timing by **TISSOT**

www.motogp.com

Assen, Saturday, June 27, 2026



OFFICIAL STARTING GRID

TISSOT GRAND PRIX OF THE NETHERLANDS

RACE : 20 LAPS = 90.84 KM

8

22
1'41.531
78 Joel ESTEBAN
KTM

23
1'41.744
5 Leo RAMMERSTORFER
Honda

24
1'42.011
14 Cormac BUCHANAN
KTM

9

25
1'44.080
10 Nicola CARRARO
Honda

FIM MotoGP Stewards double long lap penalty for riders #27

The results are provisional until the end of the limit for protest and appeals.

Time limit for protest expires 60' after publication of the results - **Roland BRONTSEMA** Time: **13:42**

These data/results cannot be reproduced, stored and/or transmitted in whole or in part by any manner of electronic, mechanical, photocopying, recording, broadcasting or otherwise now known or herein after developed without the previous express consent by the copyright owner, except for reproduction in daily press and regular printed publications on sale to the public within 60 days of the event related to those data/results and always provided that copyright symbol appears together as follows below.

© MotoGP Sports Entertainment Group, 2026

Official MotoGP Timing by TISSOT

www.motogp.com

Assen, Saturday, June 27, 2026



TT Circuit Assen

4542 m.

TOP SPEED & AVERAGE

TISSOT GRAND PRIX OF THE NETHERLANDS RACE

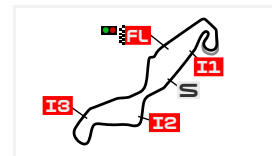
#	Rider	Nation	Motorcycle	Top 5 speeds					Average	Top
6	Ryusei YAMANAKA	JPN	KTM	219.5	218.1	217.7	216.8	216.8	217.6	219.5
8	Eddie O'SHEA	GBR	HONDA	219.0	218.6	218.1	217.7	217.3	218.0	219.0
27	Rico SALMELA	FIN	KTM	219.0	218.1	216.8	216.4	216.4	217.3	219.0
19	Scott OGDEN	GBR	KTM	218.1	217.7	217.7	216.8	216.8	217.3	218.1
78	Joel ESTEBAN	SPA	KTM	218.1	218.1	217.7	217.7	217.3	217.8	218.1
94	Guido PINI	ITA	HONDA	218.1	217.7	216.4	216.4	216.4	217.0	218.1
18	Matteo BERTELLE	ITA	KTM	217.7	216.8	216.8	216.8	216.4	216.8	217.7
73	Valentin PERRONE	ARG	KTM	217.7	216.8	216.0	216.0	216.0	216.4	217.7
88	Marcos URIARTE	SPA	KTM	217.7	217.3	216.8	216.0	215.1	216.6	217.7
67	Casey O'GORMAN	IRL	HONDA	217.3	216.4	216.0	216.0	216.0	216.3	217.3
97	Marco MORELLI	ARG	KTM	217.3	216.8	216.8	216.8	216.4	216.8	217.3
31	Adrian FERNANDEZ	SPA	HONDA	216.8	216.4	216.4	216.0	215.5	216.0	216.8
5	Leo RAMMERSTORFER	AUT	HONDA	216.4	214.2	213.8	213.8	212.5	213.9	216.4
9	Veda PRATAMA	INA	HONDA	216.4	216.0	214.7	213.0	213.0	214.4	216.4
54	Jesus RIOS	SPA	HONDA	216.4	216.4	215.5	215.1	215.1	215.5	216.4
66	Joel KELSO	AUS	HONDA	216.0	216.0	215.1	215.1	215.1	215.5	216.0
10	Nicola CARRARO	ITA	HONDA	215.5	212.1	208.8	208.8	207.2	210.5	215.5
13	Hakim DANISH	MAL	KTM	215.5	215.1	214.7	214.2	213.4	214.6	215.5
14	Cormac BUCHANAN	NZE	KTM	215.5	210.1				212.8	215.5
22	David ALMANSA	SPA	KTM	215.5	214.2	213.8	213.8	213.8	214.2	215.5
51	Brian URIARTE	SPA	KTM	215.5	215.1	213.8	213.8	213.4	214.3	215.5
32	Zen MITANI	JPN	HONDA	215.1	214.7	213.8			214.5	215.1
28	Maximo QUILES	SPA	KTM	213.8	213.4	213.4	213.0	213.0	213.3	213.8
11	Adrian CRUCES	SPA	KTM	212.5					212.5	212.5
83	Alvaro CARPE	SPA	KTM	211.7	209.3	208.8	208.8	208.4	209.2	211.7

These data/results cannot be reproduced, stored and/or transmitted in whole or in part by any manner of electronic, mechanical, photocopying, recording, broadcasting or otherwise now known or herein after developed without the previous express consent by the copyright owner, except for reproduction in daily press and regular printed publications on sale to the public within 60 days of the event related to those data/results and always provided that copyright symbol appears together as follows below.

© MotoGP Sports Entertainment Group, 2026

Official MotoGP Timing by www.motogp.com

Assen, Sunday, June 28, 2026



TT Circuit Assen

4542 m.

FASTEST LAPS SEQUENCE

TISSOT GRAND PRIX OF THE NETHERLANDS RACE

Lap	Race Time	#	Rider	Nation	Motorcycle	Time	Km/h	Riders's Lap
2	3'28.332	22	David ALMANSA	SPA	KTM	1'41.464	161.1	2
2	3'28.739	31	Adrian FERNANDEZ	SPA	HONDA	1'41.431	161.2	2
2	3'28.963	13	Hakim DANISH	MAL	KTM	1'40.874	162.0	2
5	8'34.093	67	Casey O'GORMAN	IRL	HONDA	1'40.810	162.1	5

These data/results cannot be reproduced, stored and/or transmitted in whole or in part by any manner of electronic, mechanical, photocopying, recording, broadcasting or otherwise now known or herein after developed without the previous express consent by the copyright owner, except for reproduction in daily press and regular printed publications on sale to the public within 60 days of the event related to those data/results and always provided that copyright symbol appears together as follows below.

© MotoGP Sports Entertainment Group, 2026

Official MotoGP Timing by  TISSOT

www.motogp.com

Assen, Sunday, June 28, 2026