



Autodromo Internazionale del Mugello 5245 m.

# CLASSIFICATION

## BREMBRO GRAND PRIX OF ITALY

### PRACTICE

#	Rider	Nation	Team	Motorcycle	Time	Lap Total	Gap	T. Speed
1	49 <b>Fabio DI GIANNANTONIO</b>	ITA	Pertamina Enduro VR46 Racing Team	DUCATI	<b>1'44.808</b>	16 18		<b>351.7</b>
2	63 <b>Francesco BAGNAIA</b>	ITA	Ducati Lenovo Team	DUCATI	<b>1'44.899</b>	18 21	0.091 0.091	<b>354.0</b>
3	23 <b>Enea BASTIANINI</b>	ITA	Red Bull KTM Tech3	KTM	<b>1'44.911</b>	20 21	0.103 0.012	<b>358.8</b>
4	21 <b>Franco MORBIDELLI</b>	ITA	Pertamina Enduro VR46 Racing Team	DUCATI	<b>1'44.959</b>	20 23	0.151 0.048	<b>352.9</b>
5	54 <b>Fermin ALDEGUER</b>	SPA	BK8 Gresini Racing MotoGP	DUCATI	<b>1'45.004</b>	19 22	0.196 0.045	<b>350.6</b>
6	93 <b>Marc MARQUEZ</b>	SPA	Ducati Lenovo Team	DUCATI	<b>1'45.010</b>	19 22	0.202 0.006	<b>352.9</b>
7	72 <b>Marco BEZZECCHI</b>	ITA	Aprilia Racing	APRILIA	<b>1'45.024</b>	11 26	0.216 0.014	<b>354.0</b>
8	89 <b>Jorge MARTIN</b>	SPA	Aprilia Racing	APRILIA	<b>1'45.132</b>	25 25	0.324 0.108	<b>358.8</b>
9	42 <b>Alex RINS</b>	SPA	Monster Energy Yamaha MotoGP Team	YAMAHA	<b>1'45.149</b>	15 18	0.341 0.017	<b>350.6</b>
10	11 <b>Diogo MOREIRA</b>	BRA	Pro Honda LCR	HONDA	<b>1'45.162</b>	15 18	0.354 0.013	<b>356.4</b>
11	79 <b>Ai OGURA</b>	JPN	Trackhouse MotoGP Team	APRILIA	<b>1'45.241</b>	18 19	0.433 0.079	<b>358.8</b>
12	25 <b>Raul FERNANDEZ</b>	SPA	Trackhouse MotoGP Team	APRILIA	<b>1'45.270</b>	23 25	0.462 0.029	<b>352.9</b>
13	37 <b>Pedro ACOSTA</b>	SPA	Red Bull KTM Factory Racing	KTM	<b>1'45.294</b>	22 23	0.486 0.024	<b>355.2</b>
14	12 <b>Maverick VIÑALES</b>	SPA	Red Bull KTM Tech3	KTM	<b>1'45.469</b>	19 21	0.661 0.175	<b>355.2</b>
15	36 <b>Joan MIR</b>	SPA	Honda HRC Castrol	HONDA	<b>1'45.595</b>	19 21	0.787 0.126	<b>355.2</b>
16	43 <b>Jack MILLER</b>	AUS	Prima Pramac Yamaha MotoGP	YAMAHA	<b>1'45.617</b>	16 20	0.809 0.022	<b>351.7</b>
17	20 <b>Fabio QUARTARARO</b>	FRA	Monster Energy Yamaha MotoGP Team	YAMAHA	<b>1'45.670</b>	18 19	0.862 0.053	<b>346.1</b>
18	33 <b>Brad BINDER</b>	RSA	Red Bull KTM Factory Racing	KTM	<b>1'45.804</b>	20 21	0.996 0.134	<b>356.4</b>
19	10 <b>Luca MARINI</b>	ITA	Honda HRC Castrol	HONDA	<b>1'45.954</b>	18 22	1.146 0.150	<b>354.0</b>
20	7 <b>Toprak RAZGATLIOGLU</b>	TUR	Prima Pramac Yamaha MotoGP	YAMAHA	<b>1'46.299</b>	17 18	1.491 0.345	<b>349.5</b>
21	51 <b>Michele PIRRO</b>	ITA	BK8 Gresini Racing MotoGP	DUCATI	<b>1'46.842</b>	15 18	2.034 0.543	<b>349.5</b>
22	35 <b>Cal CRUTCHLOW</b>	GBR	Castrol Honda LCR	HONDA	<b>1'48.088</b>	18 20	3.280 1.246	<b>346.1</b>

Practice condition: **Dry**

Air: 28°

Humidity: 50%

Ground: 37°

<b>Fastest Lap:</b>	Lap: 16	<b>Fabio DI GIANNANTONIO</b>	<b>1'44.808</b>	180.1 Km/h
<b>Best Race Lap:</b>	2024	<b>Francesco BAGNAIA</b>	<b>1'45.770</b>	178.5 Km/h
<b>All-Time Lap Record:</b>	2025	<b>Marc MARQUEZ</b>	<b>1'44.169</b>	181.2 Km/h

The results are provisional until the end of the limit for protest and appeals.

Time limit for protest expires 60' after publication of the results - ..... Time: **16:26**

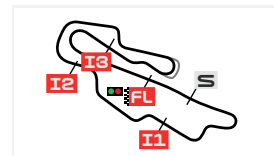
These data/results cannot be reproduced, stored and/or transmitted in whole or in part by any manner of electronic, mechanical, photocopying, recording, broadcasting or otherwise now known or herein after developed without the previous express consent by the copyright owner, except for reproduction in daily press and regular printed publications on sale to the public within 60 days of the event related to those data/results and always provided that copyright symbol appears together as follows below.

© MotoGP Sports Entertainment Group, 2026

Official MotoGP Timing by

www.motogp.com

Mugello, Friday, May 29, 2026



Autodromo Internazionale del Mugello 5245 m.

# TOP SPEED & AVERAGE

## BREMBRO GRAND PRIX OF ITALY

### PRACTICE

#	Rider	Nation	Motorcycle	Top 5 speeds					Average	Top
23	<b>Enea BASTIANINI</b>	ITA	KTM	358.8	358.8	357.6	357.6	355.2	356.7	<b>358.8</b>
79	<b>Ai OGURA</b>	JPN	APRILIA	358.8	355.2	355.2	354.0	352.9	355.2	<b>358.8</b>
89	<b>Jorge MARTIN</b>	SPA	APRILIA	358.8	352.9	352.9	350.6	350.6	352.7	<b>358.8</b>
11	<b>Diogo MOREIRA</b>	BRA	HONDA	356.4	355.2	355.2	355.2	352.9	354.6	<b>356.4</b>
33	<b>Brad BINDER</b>	RSA	KTM	356.4	355.2	352.9	352.9	352.9	353.7	<b>356.4</b>
12	<b>Maverick VIÑALES</b>	SPA	KTM	355.2	355.2	352.9	352.9	351.7	353.6	<b>355.2</b>
36	<b>Joan MIR</b>	SPA	HONDA	355.2	354.0	354.0	352.9	352.9	353.8	<b>355.2</b>
37	<b>Pedro ACOSTA</b>	SPA	KTM	355.2	351.7	351.7	351.7	351.7	352.4	<b>355.2</b>
10	<b>Luca MARINI</b>	ITA	HONDA	354.0	354.0	352.9	352.9	351.7	352.9	<b>354.0</b>
63	<b>Francesco BAGNAIA</b>	ITA	DUCATI	354.0	352.9	352.9	352.9	351.7	352.7	<b>354.0</b>
72	<b>Marco BEZZECCHI</b>	ITA	APRILIA	354.0	354.0	354.0	352.9	352.9	353.6	<b>354.0</b>
21	<b>Franco MORBIDELLI</b>	ITA	DUCATI	352.9	350.6	349.5	348.3	348.3	349.7	<b>352.9</b>
25	<b>Raul FERNANDEZ</b>	SPA	APRILIA	352.9	351.7	351.7	351.7	350.6	351.5	<b>352.9</b>
93	<b>Marc MARQUEZ</b>	SPA	DUCATI	352.9	352.9	350.6	349.5	348.3	349.9	<b>352.9</b>
43	<b>Jack MILLER</b>	AUS	YAMAHA	351.7	348.3	347.2	346.1	346.1	347.6	<b>351.7</b>
49	<b>Fabio DI GIANNANTONIO</b>	ITA	DUCATI	351.7	350.6	350.6	349.5	349.5	350.2	<b>351.7</b>
42	<b>Alex RINS</b>	SPA	YAMAHA	350.6	349.5	349.5	348.3	348.3	349.2	<b>350.6</b>
54	<b>Fermin ALDEGUER</b>	SPA	DUCATI	350.6	349.5	347.2	346.1	345.0	346.7	<b>350.6</b>
7	<b>Toprak RAZGATLIOGLU</b>	TUR	YAMAHA	349.5	349.5	347.2	346.1	346.1	347.7	<b>349.5</b>
51	<b>Michele PIRRO</b>	ITA	DUCATI	349.5	349.5	348.3	347.2	347.2	348.2	<b>349.5</b>
20	<b>Fabio QUARTARARO</b>	FRA	YAMAHA	346.1	345.0	342.8	342.8	341.7	343.7	<b>346.1</b>
35	<b>Cal CRUTCHLOW</b>	GBR	HONDA	346.1	346.1	345.0	345.0	343.9	345.0	<b>346.1</b>

These data/results cannot be reproduced, stored and/or transmitted in whole or in part by any manner of electronic, mechanical, photocopying, recording, broadcasting or otherwise now known or herein after developed without the previous express consent by the copyright owner, except for reproduction in daily press and regular printed publications on sale to the public within 60 days of the event related to those data/results and always provided that copyright symbol appears together as follows below.

© MotoGP Sports Entertainment Group, 2026

Official MotoGP Timing by [www.motogp.com](http://www.motogp.com)

Mugello, Friday, May 29, 2026

# CHRONOLOGICAL ANALYSIS OF PERFORMANCES

## BREMBRO GRAND PRIX OF ITALY

### PRACTICE



Autodromo Internazionale del 5245 m. Mugello

\* Lap / Sector time cancelled  
 P Crossing the finish line in pit lane  
 \*\* Tyre data subject to further updates

**T1** Time from finish line to 1st intermediate  
**T2** Time from 1st intermed. to 2nd intermed.

**T3** Time from 2nd intermed. to 3rd intermed.  
**T4** Time from 3rd intermediate to finish line

Lap	Lap Time	T1	T2	T3	T4	Speed
<b>1st</b>	<b>49</b>	<b>Fabio DI GIANNANTONIO</b>		DUCATI	ITA	
Pertamina Enduro VR46 Racing Team						
Runs=6		Total laps=18		Full laps=7	Valid laps=6	
Run #	1	Front Tyre	Slick-Medium	Rear Tyre	Slick-Soft	
		New Tyre		New Tyre		
1	2'08.976	32.565	20.724	42.526	18.600	199.2
2	<b>1'45.746</b>	26.216	19.860	41.364	18.306	350.6
3	<b>1'46.066</b>	26.406	19.918	41.399	18.343	351.7
4	1'57.276 P	29.618	20.649	46.343	20.666	350.6
Run #	2	Front Tyre	Slick-Medium	Rear Tyre	Slick-Soft	
		4 Laps at start		4 Laps at start		
5	1'57.044	34.465	21.400	42.562	18.617	186.5
6	<b>1'48.625</b>	26.651	20.935	42.447	18.592	343.9
7	1'54.044 P	26.659	20.692	44.212	22.481	345.0
Run #	3	Front Tyre	Slick-Medium	Rear Tyre	Slick-Soft	
		7 Laps at start		7 Laps at start		
8	1'56.681	32.886	22.267	42.956	18.572	202.6
9	1'47.876 *	27.038 *	20.311	41.954	18.573	349.5
10	<b>1'46.824</b>	26.501	20.036	41.796	18.491	347.2
11	<b>1'47.068</b>	26.513	20.066	41.950	18.539	348.3
12	1'56.495 P	29.838	21.700	44.009	20.948	347.2
Run #	4	Front Tyre	Slick-Medium	Rear Tyre	Slick-Soft	
		New Tyre		New Tyre		
13	1'52.284	31.583	20.305	41.941	18.455	211.7
14	1'50.271 P	26.107	19.689	43.698 *	20.777	349.5
Run #	5	Front Tyre	Slick-Medium	Rear Tyre	Slick-Soft	
		2 Laps at start		New Tyre		
15	1'53.668	32.754	20.419	41.956	18.539	192.8
16	<b>1'44.808</b>	26.104	19.605	40.854	18.245	348.3
17	1'59.872 P	29.571	21.093	43.788	25.420	349.5
Run #	6	Front Tyre	Slick-Medium	Rear Tyre	Slick-Soft	
		5 Laps at start		2 Laps at start		
18	2'08.447	35.551	21.373	52.715	18.808	161.1

<b>2nd</b>	<b>63</b>	<b>Francesco BAGNAIA</b>		DUCATI	ITA	
Ducati Lenovo Team						
Runs=5		Total laps=21		Full laps=12	Valid laps=12	
Run #	1	Front Tyre	Slick-Medium	Rear Tyre	Slick-Soft	
		New Tyre		New Tyre		
1	2'01.619	32.094	20.802	42.265	18.448	210.9
2	<b>1'46.170</b>	26.458	19.806	41.546	18.360	351.7
3	<b>1'45.697</b>	26.270	19.779	41.353	18.295	350.6

4	<b>1'47.746</b>	26.274	20.426	42.642	18.404	350.6
5	1'47.960 P	26.264	19.898	42.114	19.684	352.9
Run #	2	Front Tyre	Slick-Medium	Rear Tyre	Slick-Soft	
		5 Laps at start		5 Laps at start		
6	1'53.914	32.410	20.720	42.375	18.409	207.6
7	<b>1'46.677</b>	26.538	20.026	41.748	18.365	351.7
8	<b>1'46.661</b>	26.459	19.994	41.881	18.327	352.9
9	<b>1'46.861</b>	26.423	20.028	42.004	18.406	354.0
10	1'59.697 P	33.799	21.562	44.668	19.668	349.5
Run #	3	Front Tyre	Slick-Medium	Rear Tyre	Slick-Soft	
		10 Laps at start		10 Laps at start		
11	1'54.082	31.751	21.127	42.669	18.535	212.5
12	<b>1'46.849</b>	26.558	20.073	41.893	18.325	350.6
13	<b>1'46.904</b>	26.550	20.074	41.906	18.374	350.6
14	1'55.709 P	29.444	21.165	45.067	20.033	350.6
Run #	4	Front Tyre	Slick-Medium	Rear Tyre	Slick-Soft	
		New Tyre		New Tyre		
15	1'51.388	31.119	20.226	41.718	18.325	213.4
16	1'51.196 P	26.067	19.656	44.494 *	20.979	352.9
Run #	5	Front Tyre	Slick-Medium	Rear Tyre	Slick-Soft	
		2 Laps at start		New Tyre		
17	1'52.538	31.769	20.276	42.148	18.345	208.8
18	<b>1'44.899</b>	25.900	19.652	41.105	18.242	350.6
19	<b>2'02.776</b>	35.153	22.440	46.302	18.881	349.5
20	<b>2'15.160</b>	26.056	19.897	59.706	29.501	349.5
21	<b>2'02.900</b>	32.479	23.157	47.716	19.548	347.2

<b>3rd</b>	<b>23</b>	<b>Enea BASTIANINI</b>		KTM	ITA	
Red Bull KTM Tech3						
Runs=5		Total laps=21		Full laps=12	Valid laps=10	
Run #	1	Front Tyre	Slick-Medium	Rear Tyre	Slick-Soft	
		New Tyre		New Tyre		
1	2'05.420	31.959	20.792	42.276	18.558	210.1
2	1'48.681 *	26.353	20.102	42.466	19.760 *	357.6
3	<b>1'45.906</b>	26.314	19.948	41.366	18.278	355.2
4	<b>1'45.801</b>	26.093	19.901	41.470	18.337	357.6
5	<b>1'52.132</b>	28.483	20.796	44.105	18.748	358.8
6	<b>1'46.574</b>	26.272	20.114	41.725	18.463	351.7
7	1'50.350 P	27.879	20.711	43.105	18.655	350.6
Run #	2	Front Tyre	Slick-Medium	Rear Tyre	Slick-Soft	
		7 Laps at start		7 Laps at start		
8	2'00.707	32.673	21.405	47.489	19.140	204.1
9	<b>1'47.094</b>	26.599	20.300	41.810	18.385	355.2

**Fastest Lap:** Fabio DI GIANNANTONIO ITA Pertamina Enduro VR46 Racing Team **1'44.808** 26.104 19.605 40.854 18.245

These data/results cannot be reproduced, stored and/or transmitted in whole or in part by any manner of electronic, mechanical, photocopying, recording, broadcasting or otherwise now known or herein after developed without the previous express consent by the copyright owner, except for reproduction in daily press and regular printed publications on sale to the public within 60 days of the event related to those data/results and always provided that copyright symbol appears together as follows below.

© MotoGP Sports Entertainment Group, 2026

Official MotoGP Timing by

www.motogp.com

Mugello, Friday, May 29, 2026

## Practice

MotoGP™

Lap	Lap Time	T1	T2	T3	T4	Speed
10	<b>1'46.524</b>	26.269	20.025	41.766	18.464	354.0
11	1'58.722 P	26.359	20.115	51.430 *	20.818	352.9
Run #	3	Front Tyre	Slick-Medium	Rear Tyre	Slick-Soft	
		11 Laps at start		11 Laps at start		
12	1'55.674	31.787	20.998	43.921	18.968	213.8
13	1'49.635 *	27.544 *	20.960	42.633	18.498	352.9
14	<b>1'47.050</b>	26.615	20.098	41.933	18.404	354.0
15	1'49.009 P	26.486	20.046	42.220	20.257	355.2
Run #	4	Front Tyre	Slick-Medium	Rear Tyre	Slick-Soft	
		New Tyre		New Tyre		
16	1'53.046	31.228	20.761	41.938	19.119	212.1
17	1'45.328 P	26.094	19.782	40.993	18.459	358.8
Run #	5	Front Tyre	Slick-Medium	Rear Tyre	Slick-Soft	
		New Tyre		New Tyre		
18	1'53.091	31.881	20.719	41.925	18.566	200.7
19	<b>1'45.052</b>	26.105	19.722	40.964	18.261	354.0
20	<b>1'44.911</b>	25.918	19.667	41.099	18.227	352.9
21	<b>1'59.391</b>	33.812	21.591	44.763	19.225	355.2

4th **21**
**Franco MORBIDELLI** DUCATI ITA  
 Pertamina Enduro VR46 Racing Team

Runs=5 Total laps=23 Full laps=14 Valid laps=13

Run #	1	Front Tyre	Slick-Medium	Rear Tyre	Slick-Soft	
		New Tyre		New Tyre		
1	2'18.073	33.362	21.414	43.017	18.707	196.7
2	<b>1'47.051</b>	26.600	20.218	41.739	18.494	348.3
3	<b>1'46.299</b>	26.392	19.816	41.675	18.416	348.3
4	<b>1'46.142</b>	26.334	19.773	41.630	18.405	347.2
5	<b>1'47.667</b>	26.692	20.133	42.223	18.619	349.5
6	1'59.439 P	31.027	22.031	45.803	20.578	342.8
Run #	2	Front Tyre	Slick-Medium	Rear Tyre	Slick-Soft	
		6 Laps at start		6 Laps at start		
7	1'57.895	33.905	21.431	43.914	18.645	186.2
8	<b>1'47.283</b>	26.724	20.052	41.956	18.551	341.7
9	<b>1'46.585</b>	26.564	19.874	41.665	18.482	345.0
10	<b>1'46.823</b>	26.452	19.969	41.872	18.530	347.2
11	<b>1'46.861</b>	26.537	19.895	41.935	18.494	342.8
12	2'06.261 P	32.727	23.457	48.480	21.597	340.6
Run #	3	Front Tyre	Slick-Medium	Rear Tyre	Slick-Soft	
		12 Laps at start		12 Laps at start		
13	1'55.109	32.737	21.355	42.521	18.496	198.5
14	1'46.610 *	26.565 *	19.992	41.633	18.420	346.1
15	<b>1'46.652</b>	26.570	19.986	41.667	18.429	343.9
16	1'49.908 P	26.830	20.582	42.781	19.715	341.7
Run #	4	Front Tyre	Slick-Medium	Rear Tyre	Slick-Soft	
		New Tyre		New Tyre		
17	1'52.484	31.665	20.302	42.146	18.371	210.9
18	1'50.616 P	26.150	19.585	43.989 *	20.892	352.9
Run #	5	Front Tyre	Slick-Medium	Rear Tyre	Slick-Soft	
		2 Laps at start		New Tyre		
19	2'01.297	38.266	21.439	43.077	18.515	144.1
20	<b>1'44.959</b>	26.171	19.542	41.006	18.240	348.3
21	<b>2'13.450</b>	34.468	24.774	54.864	19.344	347.2
22	<b>1'46.093</b>	26.730	19.827	41.253	18.283	338.5
23	<b>1'46.071</b>	26.350	19.905	41.473	18.343	350.6

5th **54**
**Fermin ALDEGUER** DUCATI SPA  
 BK8 Gresini Racing MotoGP

Runs=5 Total laps=22 Full laps=13 Valid laps=10

Run #	1	Front Tyre	Slick-Medium	Rear Tyre	Slick-Medium	
		New Tyre		New Tyre		
1	2'35.875	32.598	21.066	43.053	18.644	198.8
2	<b>1'46.199</b>	26.510	19.971	41.450	18.268	346.1
3	<b>1'47.974</b>	26.356	20.362	42.748	18.508	350.6
4	<b>1'45.971</b>	26.430	19.778	41.457	18.306	347.2
5	1'46.338 *	26.438	19.854	41.583	18.463 *	345.0
6	<b>1'46.613</b>	26.451	19.836	41.808	18.518	342.8
7	2'01.544 P	30.686	22.674	47.343	20.841	316.7
Run #	2	Front Tyre	Slick-Medium	Rear Tyre	Slick-Soft	
		New Tyre		New Tyre		
8	1'55.386	32.759	21.171	42.888	18.568	200.0
9	<b>1'46.091</b>	26.372	19.838	41.491	18.390	345.0
10	1'51.718 *	26.335	19.776	46.974	18.633 *	342.8
11	2'04.090 P	31.776 *	24.979 *	46.987 *	20.348	299.1
Run #	3	Front Tyre	Slick-Medium	Rear Tyre	Slick-Soft	
		4 Laps at start		4 Laps at start		
12	1'56.111	32.731	21.344	43.408	18.628	209.3
13	<b>1'46.806</b>	26.623	19.929	41.747	18.507	341.7
14	1'55.770 P	28.976	21.982	45.214	19.598	341.7
Run #	4	Front Tyre	Slick-Medium	Rear Tyre	Slick-Soft	
		New Tyre		New Tyre		
15	1'54.337	32.316	20.927	42.570	18.524	215.1
16	<b>1'45.370</b>	26.318	19.693	41.121	18.238	345.0
17	1'51.836 P	26.224	19.653	45.249 *	20.710	345.0
Run #	5	Front Tyre	Slick-Medium	Rear Tyre	Slick-Soft	
		3 Laps at start		New Tyre		
18	1'53.376	31.912	20.491	42.459	18.514	185.2
19	<b>1'45.004</b>	26.179	19.528	41.058	18.239	342.8
20	<b>1'52.421</b>	26.244	21.686	45.820	18.671	342.8
21	<b>1'50.720</b>	26.215	19.562	46.262	18.681	349.5
22	1'51.918 *	26.389	20.954	45.371	19.204 *	343.9
Run #	6th <b>93</b>	Front Tyre	Slick-Medium	Rear Tyre	Slick-Soft	
		New Tyre		New Tyre		

6th **93**
**Marc MARQUEZ** DUCATI SPA  
 Ducati Lenovo Team

Runs=5 Total laps=22 Full laps=13 Valid laps=12

Run #	1	Front Tyre	Slick-Medium	Rear Tyre	Slick-Soft	
		New Tyre		New Tyre		
1	2'04.127	32.094	21.058	43.584	18.712	211.7
2	<b>1'48.247</b>	27.248	20.211	42.399	18.389	348.3
3	<b>1'46.263</b>	26.461	19.940	41.681	18.181	349.5
4	<b>1'46.315</b>	26.355	19.891	41.858	18.211	348.3
5	1'57.826 P	31.305	22.022	44.842	19.657	348.3
Run #	2	Front Tyre	Slick-Medium	Rear Tyre	Slick-Soft	
		5 Laps at start		5 Laps at start		
6	1'58.436	33.961	21.366	44.443	18.666	192.8
7	<b>1'49.506</b>	26.907	20.671	43.219	18.709	345.0
8	<b>1'47.686</b>	26.578	20.168	42.412	18.528	346.1
9	<b>1'47.108</b>	26.448	20.022	42.230	18.408	346.1
10	<b>1'47.317</b>	26.514	20.065	42.409	18.329	346.1
11	1'57.091 P	30.176	21.753	45.138	20.024	347.2

**Fastest Lap:** Fabio DI GIANNANTONIO ITA Pertamina Enduro VR46 Racing Team **1'44.808** 26.104 19.605 40.854 18.245

These data/results cannot be reproduced, stored and/or transmitted in whole or in part by any manner of electronic, mechanical, photocopying, recording, broadcasting or otherwise now known or herein after developed without the previous express consent by the copyright owner, except for reproduction in daily press and regular printed publications on sale to the public within 60 days of the event related to those data/results and always provided that copyright symbol appears together as follows below.

© MotoGP Sports Entertainment Group, 2026

 Official MotoGP Timing by **TISSOT**

www.motogp.com

Mugello, Friday, May 29, 2026

Page 2 of 8



## Practice

## MotoGP™

Lap	Lap Time	T1	T2	T3	T4	Speed
Run # 3		Front Tyre	Slick-Medium	Rear Tyre	Slick-Soft	
		11 Laps at start		11 Laps at start		
12	1'54.968	31.738	21.277	43.357	18.596	213.4
13	1'51.248 *	27.550 *	20.411	44.900	18.387	348.3
14	<b>1'47.237</b>	26.631	20.102	42.134	18.370	352.9
15	1'47.214 P	26.489	19.946	42.164	18.615	350.6
Run # 4		Front Tyre	Slick-Medium	Rear Tyre	Slick-Soft	
		New Tyre		New Tyre		
16	1'51.431	31.069	20.280	41.872	18.210	214.7
17	1'51.240 P	26.124	19.602	44.504 *	21.010	352.9
Run # 5		Front Tyre	Slick-Medium	Rear Tyre	Slick-Soft	
		2 Laps at start		New Tyre		
18	2'00.409	37.619	21.033	43.201	18.556	148.1
19	<b>1'45.010</b>	26.009	19.558	41.243	18.200	345.0
20	<b>2'00.483</b>	32.434	23.350	45.848	18.851	346.1
21	<b>1'53.236</b>	28.623	21.669	44.162	18.782	346.1
22	<b>1'58.019</b>	28.175	23.462	47.324	19.058	346.1

7th

72

**Marco BEZZECCHI** APRILIA ITA  
Aprilia Racing  
Runs=5 Total laps=26 Full laps=17 Valid laps=14

Run #	Lap	Lap Time	T1	T2	T3	T4	Speed
Run # 1		Front Tyre	Slick-Medium	Rear Tyre	Slick-Medium		
		New Tyre		New Tyre			
1	2'01.963	31.906	21.035	42.279	18.490	209.7	
2	<b>1'46.043</b>	26.620	19.801	41.393	18.229	354.0	
3	<b>1'45.824</b>	26.407	19.770	41.387	18.260	354.0	
4	<b>1'46.464</b>	26.326	20.142	41.685	18.311	352.9	
5	<b>1'46.293</b>	26.366	19.937	41.647	18.343	347.2	
6	<b>1'46.178</b>	26.357	19.799	41.662	18.360	348.3	
7	<b>1'50.486</b>	28.527	20.772	42.497	18.690	347.2	
8	<b>1'46.342</b>	26.558	19.782	41.598	18.404	346.1	
9	1'52.799 P	30.021	20.513	42.248	20.017	348.3	
Run # 2		Front Tyre	Slick-Medium	Rear Tyre	Slick-Soft		
		New Tyre		New Tyre			
10	1'51.496	31.384	20.127	41.671	18.314	215.5	
11	<b>1'45.024</b>	26.096	19.647	41.098	18.183	351.7	
12	<b>1'48.645</b>	28.283	20.133	41.900	18.329	354.0	
13	2'00.743 P	28.202 *	27.555 *	44.542 *	20.444	348.3	
Run # 3		Front Tyre	Slick-Medium	Rear Tyre	Slick-Soft		
		4 Laps at start		4 Laps at start			
14	1'52.972	31.410	21.121	42.101	18.340	216.4	
15	1'47.023 *	26.642 *	20.058	41.963	18.360	348.3	
16	<b>1'46.313</b>	26.464	19.969	41.553	18.327	347.2	
17	<b>1'46.281</b>	26.398	19.840	41.640	18.403	348.3	
18	1'54.911 P	30.900	20.840	42.841	20.330	349.5	
Run # 4		Front Tyre	Slick-Medium	Rear Tyre	Slick-Soft		
		New Tyre		New Tyre			
19	1'51.327	31.019	20.027	41.846	18.435	216.8	
20	1'45.141 *	26.222	19.645	41.082	18.192 *	352.9	
21	1'56.007 P	31.307 *	20.983 *	43.291 *	20.426	280.5	
Run # 5		Front Tyre	Slick-Medium	Rear Tyre	Slick-Soft		
		3 Laps at start		New Tyre			
22	1'51.570	31.291	20.097	41.786	18.396	194.5	
23	<b>1'45.105</b>	26.160	19.684	41.062	18.199	350.6	
24	1'44.961 *	26.089	19.561	41.093	18.218 *	347.2	

Lap	Lap Time	T1	T2	T3	T4	Speed
25	<b>1'54.538</b>	33.844	20.375	41.730	18.589	348.3
26	<b>1'47.227</b>	26.215	19.893	42.463	18.656	347.2

8th

89

**Jorge MARTIN** APRILIA SPA  
Aprilia Racing  
Runs=6 Total laps=25 Full laps=14 Valid laps=13

Run #	Lap	Lap Time	T1	T2	T3	T4	Speed
Run # 1		Front Tyre	Slick-Medium	Rear Tyre	Slick-Soft		
		New Tyre		New Tyre			
1	2'25.106	33.372	20.929	43.226	18.401	203.7	
2	<b>1'45.769</b>	26.404	19.872	41.281	18.212	350.6	
3	<b>1'49.614</b>	28.416	20.676	41.949	18.573	352.9	
4	<b>1'46.103</b>	26.365	19.805	41.602	18.331	348.3	
5	<b>1'46.709</b>	26.507	19.996	41.817	18.389	347.2	
6	<b>1'46.781</b>	26.552	19.883	41.930	18.416	348.3	
7	<b>1'52.100</b>	29.167	20.880	43.474	18.579	347.2	
8	1'50.585 P	26.519	20.334	44.518	19.214	347.2	
Run # 2		Front Tyre	Slick-Medium	Rear Tyre	Slick-Soft		
		8 Laps at start		8 Laps at start			
9	1'53.769	31.567	20.649	42.960	18.593	200.0	
10	<b>1'46.605</b>	26.509	19.915	41.763	18.418	345.0	
11	<b>1'46.684</b>	26.555	19.851	41.866	18.412	345.0	
12	1'51.226 P	26.401	22.084	44.191	18.550	346.1	
Run # 3		Front Tyre	Slick-Medium	Rear Tyre	Slick-Medium		
		12 Laps at start		3 Laps at start			
13	1'51.800	30.217	20.900	42.278	18.405	219.9	
14	1'48.476 *	26.906 *	20.450	42.653	18.467	349.5	
15	<b>1'46.883</b>	26.586	19.991	41.786	18.520	345.0	
16	<b>1'46.812</b>	26.481	19.991	41.860	18.480	345.0	
17	1'53.283 P	26.545	22.522	45.098	19.118	343.9	
Run # 4		Front Tyre	Slick-Medium	Rear Tyre	Slick-Soft		
		New Tyre		New Tyre			
18	1'52.344	29.852	20.748	42.772	18.972	224.0	
19	1'46.622 P	26.158	19.827	41.069	19.568	358.8	
Run # 5		Front Tyre	Slick-Medium	Rear Tyre	Slick-Soft		
		2 Laps at start		New Tyre			
20	1'50.190	29.586	19.990	41.794	18.820	219.9	
21	<b>1'45.985</b>	26.125	19.587	41.879	18.394	352.9	
22	<b>1'45.389</b>	26.176	19.700	41.283	18.230	350.6	
23	1'50.259 P	28.299	20.777	42.769	18.414	349.5	
Run # 6		Front Tyre	Slick-Medium	Rear Tyre	Slick-Soft		
		6 Laps at start		2 Laps at start			
24	1'52.850	32.961	20.018	41.663	18.208	224.5	
25	<b>1'45.132</b>	26.124	19.639	41.150	18.219	350.6	

9th

42

**Alex RINS** YAMAHA SPA  
Monster Energy Yamaha MotoGP Team  
Runs=4 Total laps=18 Full laps=11 Valid laps=11

Run #	Lap	Lap Time	T1	T2	T3	T4	Speed
Run # 1		Front Tyre	Slick-Medium	Rear Tyre	Slick-Soft		
		New Tyre		New Tyre			
1	2'02.273	33.513	21.861	42.533	18.422	207.2	
2	<b>1'46.277</b>	26.678	19.835	41.482	18.282	348.3	
3	<b>1'45.702</b>	26.328	19.716	41.419	18.239	348.3	
4	<b>2'02.560</b>	29.818	24.186	49.610	18.946	349.5	
5	1'53.619 P	26.574	20.749	45.800	20.496	346.1	

**Fastest Lap:** Fabio DI GIANNANTONIO ITA artamina Enduro VR46 Racing Team **1'44.808** 26.104 19.605 40.854 18.245

These data/results cannot be reproduced, stored and/or transmitted in whole or in part by any manner of electronic, mechanical, photocopying, recording, broadcasting or otherwise now known or herein after developed without the previous express consent by the copyright owner, except for reproduction in daily press and regular printed publications on sale to the public within 60 days of the event related to those data/results and always provided that copyright symbol appears together as follows below.

© MotoGP Sports Entertainment Group, 2026

Official MotoGP Timing by  TISSOT

www.motogp.com

Mugello, Friday, May 29, 2026

Page 3 of 8

## Practice

## MotoGP™

Lap	Lap Time	T1	T2	T3	T4	Speed
Run # 2	Front Tyre	Slick-Medium	Rear Tyre	Slick-Soft		
		5 Laps at start		5 Laps at start		
6	1'56.662	32.796	21.550	43.490	18.826	213.8
7	1'47.428	26.861	20.000	41.992	18.575	339.6
8	1'47.026	26.625	20.001	41.869	18.531	341.7
9	1'50.620	27.936	20.991	42.946	18.747	342.8
10	1'47.169	26.658	19.964	41.898	18.649	341.7
11	2'01.456 P	30.057	21.354	48.236 *	21.809	342.8

Run # 3	Front Tyre	Slick-Medium	Rear Tyre	Slick-Soft		
		New Tyre		New Tyre		
12	1'54.480	31.969	21.242	42.924	18.345	216.8
13	1'50.895 P	26.335	19.779	43.711 *	21.070	350.6

Run # 4	Front Tyre	Slick-Medium	Rear Tyre	Slick-Soft		
		2 Laps at start		New Tyre		
14	2'03.675	40.640	20.947	43.518	18.570	100.0
15	1'45.149	26.185	19.573	41.023	18.368	347.2
16	1'57.232	31.807	20.930	43.375	21.120	349.5
17	1'49.389	29.065	20.123	41.793	18.408	339.6
18	2'09.043	37.757	22.829	49.418	19.039	345.0

**10th 11** **Diogo MOREIRA** HONDA BRA  
Pro Honda LCR  
Runs=4 Total laps=18 Full laps=11 Valid laps=11

Run # 1	Front Tyre	Slick-Medium	Rear Tyre	Slick-Soft		
		New Tyre		New Tyre		
1	2'06.219	31.354	20.484	42.322	18.587	212.1
2	1'48.748	26.482	19.903	41.981	20.382	352.9
3	1'46.057	26.493	19.847	41.516	18.201	355.2
4	1'54.095	28.436	20.365	44.498	20.796	355.2
5	1'51.653	29.764	20.726	42.571	18.592	352.9
6	1'49.857 P	26.921	20.478	43.510	18.948	346.1

Run # 2	Front Tyre	Slick-Medium	Rear Tyre	Slick-Soft		
		6 Laps at start		6 Laps at start		
7	1'57.341	33.434	20.933	43.422	19.552	206.5
8	1'47.437	26.600	20.093	42.313	18.431	345.0
9	1'47.346	26.639	20.001	42.258	18.448	349.5
10	1'46.897	26.541	20.035	41.880	18.441	346.1
11	1'52.872 P	26.483	22.433	44.495	19.461	348.3

Run # 3	Front Tyre	Slick-Medium	Rear Tyre	Slick-Soft		
		New Tyre		New Tyre		
12	1'51.691	30.838	20.336	42.241	18.276	219.5
13	1'50.852 P	26.139	19.702	43.899 *	21.112	356.4

Run # 4	Front Tyre	Slick-Medium	Rear Tyre	Slick-Soft		
		2 Laps at start		New Tyre		
14	1'52.439	31.553	20.296	42.200	18.390	213.0
15	1'45.162	26.121	19.628	41.217	18.196	355.2
16	1'58.236	32.848	21.105	43.104	21.179	351.7
17	1'58.342	30.933	25.711	42.957	18.741	348.3
18	1'48.791	26.705	20.349	43.199	18.538	347.2

**11th 79** **Ai OGURA** APRILIA JPN  
Trackhouse MotoGP Team  
Runs=5 Total laps=19 Full laps=10 Valid laps=9

Run # 1	Front Tyre	Slick-Medium	Rear Tyre	Slick-Medium		
		New Tyre		New Tyre		

Lap	Lap Time	T1	T2	T3	T4	Speed
1	2'11.600	32.887	21.258	43.664	18.713	201.8
2	1'47.869	26.770	20.370	42.299	18.430	351.7
3	1'46.798	26.445	20.060	41.791	18.502	350.6
4	1'46.672	26.404	20.020	41.780	18.468	349.5
5	1'46.596	26.451	20.028	41.699	18.418	347.2
6	1'46.829	26.444	20.026	41.842	18.517	349.5
7	2'03.002 P	29.439	25.972	45.523	22.068	346.1

Run # 2	Front Tyre	Slick-Medium	Rear Tyre	Slick-Soft		
		New Tyre		New Tyre		
8	2'03.415	36.899	24.526	43.195	18.795	180.3
9	1'45.667	26.197	19.864	41.316	18.290	355.2
10	1'45.769	26.257	19.789	41.401	18.322	352.9
11	2'04.310 P	26.399	19.921	55.540 *	22.450	349.5

Run # 3	Front Tyre	Slick-Medium	Rear Tyre	Slick-Soft		
		4 Laps at start		4 Laps at start		
12	1'57.518	33.853	21.424	43.672	18.569	197.0
13	1'55.663 P	27.872 *	21.409	46.037	20.345	348.3

Run # 4	Front Tyre	Slick-Medium	Rear Tyre	Slick-Soft		
		New Tyre		New Tyre		
14	1'54.606	32.283	20.906	43.042	18.375	215.1
15	1'51.667 P	26.202	19.922	45.487 *	20.056	355.2

Run # 5	Front Tyre	Slick-Medium	Rear Tyre	Slick-Soft		
		2 Laps at start		New Tyre		
16	1'56.283	33.392	21.136	43.324	18.431	199.6
17	1'50.023 *	25.999	20.213 *	44.729	19.082	350.6
18	1'45.241	26.170	19.660	41.103	18.308	358.8
19	2'00.251	30.947	23.884	46.245	19.175	354.0

**12th 25** **Raul FERNANDEZ** APRILIA SPA  
Trackhouse MotoGP Team  
Runs=6 Total laps=25 Full laps=14 Valid laps=13

Run # 1	Front Tyre	Slick-Medium	Rear Tyre	Slick-Medium		
		4 Laps at start		New Tyre		
1	2'15.660	33.017	20.901	42.519	18.508	197.4
2	1'46.527	26.679	19.897	41.589	18.362	349.5
3	1'46.066	26.593	19.745	41.469	18.259	351.7
4	1'46.342	26.399	19.883	41.755	18.305	351.7
5	1'53.237	31.439	20.446	42.507	18.845	340.6
6	1'46.962	26.628	19.858	42.012	18.464	347.2
7	1'52.487	31.024	20.458	42.381	18.624	351.7
8	1'46.671	26.609	19.893	41.826	18.343	345.0
9	1'53.887 P	29.070	21.085	43.924	19.808	341.7

Run # 2	Front Tyre	Slick-Medium	Rear Tyre	Slick-Soft		
		New Tyre		New Tyre		
10	1'54.045	32.989	20.495	42.261	18.300	197.4
11	1'45.788	26.419	19.769	41.401	18.199	346.1
12	1'56.172 P	26.414	19.643	43.604 *	26.511	347.2

Run # 3	Front Tyre	Slick-Medium	Rear Tyre	Slick-Soft		
		3 Laps at start		3 Laps at start		
13	2'04.489	42.386	21.072	42.563	18.468	190.1
14	1'46.490	26.599	20.001	41.571	18.319	350.6
15	1'46.776	26.451	20.002	41.957	18.366	352.9
16	1'50.710 P	28.064	21.049	42.801	18.796	348.3

**Fastest Lap:** Fabio DI GIANNANTONIO ITA artamina Enduro VR46 Racing Team **1'44.808** 26.104 19.605 40.854 18.245

These data/results cannot be reproduced, stored and/or transmitted in whole or in part by any manner of electronic, mechanical, photocopying, recording, broadcasting or otherwise now known or herein after developed without the previous express consent by the copyright owner, except for reproduction in daily press and regular printed publications on sale to the public within 60 days of the event related to those data/results and always provided that copyright symbol appears together as follows below.

© MotoGP Sports Entertainment Group, 2026

Official MotoGP Timing by **TISSOT**

www.motogp.com

Mugello, Friday, May 29, 2026

Page 4 of 8



Lap	Lap Time	T1	T2	T3	T4	Speed
Run #	4	Front Tyre	Slick-Medium New Tyre	Rear Tyre	Slick-Soft New Tyre	
17	1'52.584	31.648	20.595	41.973	18.368	210.1
18	1'45.321 *	26.253	19.677	41.181	18.210 *	350.6
19	2'16.656 P	35.655 *	25.501 *	51.575 *	23.925	235.2
Run #	5	Front Tyre	Slick-Medium 3 Laps at start	Rear Tyre	Slick-Soft 3 Laps at start	
20	1'53.017	31.418	20.659	42.432	18.508	209.3
21	1'49.851 P	26.452	19.791	42.805	20.803	347.2
Run #	6	Front Tyre	Slick-Medium 5 Laps at start	Rear Tyre	Slick-Soft New Tyre	
22	1'53.781	32.452	20.670	42.196	18.463	208.0
23	1'45.270	26.248	19.487	41.351	18.184	346.1
24	1'45.590	26.216	19.639	41.350	18.385	348.3
25	2'13.081	38.943	23.644	50.777	19.717	338.5

Run #	1	Front Tyre	Slick-Medium New Tyre	Rear Tyre	Slick-Soft New Tyre	Speed
1	2'04.161	32.130	20.727	42.542	18.321	207.2
2	1'47.197	27.044	19.929	41.754	18.470	351.7
3	1'46.539	26.555	19.877	41.755	18.352	351.7
4	1'46.410	26.525	19.876	41.656	18.353	348.3
5	1'46.757 *	26.537	19.894	41.959	18.367 *	349.5
6	2'02.693	30.136	26.079	47.597	18.881	349.5
7	1'47.813 P	26.595	19.974	42.242	19.002	351.7

Run #	2	Front Tyre	Slick-Medium 7 Laps at start	Rear Tyre	Slick-Soft 7 Laps at start	Speed
8	1'57.715	33.837	20.988	44.058	18.832	203.7
9	1'47.479	26.582	20.127	42.241	18.529	347.2
10	1'48.913	26.545	20.119	43.607	18.642	347.2
11	1'59.536 P	33.273	22.532	44.758	18.973	348.3

Run #	3	Front Tyre	Slick-Medium 11 Laps at start	Rear Tyre	Slick-Soft 11 Laps at start	Speed
12	1'55.023	32.381	21.150	42.948	18.544	202.6
13	1'47.609 *	26.944 *	20.234	42.067	18.364	346.1
14	1'47.514	26.681	20.076	42.209	18.548	346.1
15	1'47.379 P	26.540	20.009	42.273	18.557	349.5

Run #	4	Front Tyre	Slick-Medium New Tyre	Rear Tyre	Slick-Soft New Tyre	Speed
16	1'52.094	31.229	20.500	42.033	18.332	215.5
17	1'44.715 P	26.111	19.741	41.136	17.727	355.2

Run #	5	Front Tyre	Slick-Medium 2 Laps at start	Rear Tyre	Slick-Soft 2 Laps at start	Speed
18	1'53.114	31.102	20.536	42.648	18.828	214.2
19	1'45.699	26.188	19.746	41.450	18.315	349.5
20	1'48.399 P	26.355	20.024	43.474	18.546	349.5

Run #	6	Front Tyre	Slick-Medium 5 Laps at start	Rear Tyre	Slick-Soft New Tyre	Speed
21	1'53.198	31.318	21.120	42.360	18.400	214.7
22	1'45.294	26.119	19.678	41.268	18.229	351.7
23	2'20.091	26.138	19.697	1'14.418	19.838	350.6

Lap	Lap Time	T1	T2	T3	T4	Speed
14th	12	Maverick VIÑALES		KTM	SPA	
		Red Bull KTM Tech3				
		Runs=6	Total laps=21	Full laps=10	Valid laps=8	
Run #	1	Front Tyre	Slick-Medium New Tyre	Rear Tyre	Slick-Medium New Tyre	
1	2'12.488	32.533	21.267	43.871	18.825	207.6
2	1'47.517	26.742	20.131	42.131	18.513	350.6
3	1'46.807	26.493	19.866	41.888	18.560	352.9
4	1'46.782	26.576	19.958	41.799	18.449	347.2
5	1'49.401	26.519	21.741	42.509	18.632	350.6
6	1'50.304	26.631	20.407	44.524	18.742	346.1
7	1'49.893 P	26.607	20.087	42.491	20.708	342.8

Run #	2	Front Tyre	Slick-Medium New Tyre	Rear Tyre	Slick-Soft New Tyre	Speed
8	1'54.347	33.079	20.555	42.220	18.493	191.8
9	1'46.179	26.276	19.896	41.580	18.427	346.1
10	1'51.917 P	26.402	20.342	44.414	20.759	347.2

Run #	3	Front Tyre	Slick-Medium 3 Laps at start	Rear Tyre	Slick-Soft 3 Laps at start	Speed
11	1'53.937	31.504	21.191	42.669	18.573	210.9
12	1'46.789 *	26.629 *	20.099	41.718	18.343	349.5
13	1'46.644	26.457	20.030	41.722	18.435	351.7
14	1'54.015 P	29.132	20.841	44.088	19.954	349.5

Run #	4	Front Tyre	Slick-Medium New Tyre	Rear Tyre	Slick-Soft New Tyre	Speed
15	1'51.662	31.375	20.229	41.632	18.426	210.9
16	1'45.514 *	26.198	19.804	41.259	18.253 *	355.2
17	1'57.884 P	31.277 *	21.653 *	44.578 *	20.376	251.7

Run #	5	Front Tyre	Slick-Medium 3 Laps at start	Rear Tyre	Slick-Soft New Tyre	Speed
18	1'52.493	31.364	20.369	42.220	18.540	209.7
19	1'45.469	26.150	19.846	41.200	18.273	355.2
20	1'57.326 P	28.671	23.440	44.300	20.915	352.9

Run #	6	Front Tyre	Slick-Medium 7 Laps at start	Rear Tyre	Slick-Soft 3 Laps at start	Speed
21	1'57.776	33.613	21.300	44.019	18.844	188.8

Run #	1	Front Tyre	Slick-Medium New Tyre	Rear Tyre	Slick-Soft New Tyre	Speed
1	2'23.833	31.991	21.153	43.290	18.590	213.0
2	1'46.967	26.459	20.118	42.033	18.357	352.9
3	1'46.563	26.259	20.040	41.939	18.325	352.9
4	1'55.624 P	27.183	23.396	44.856	20.189	350.6

Run #	2	Front Tyre	Slick-Medium 4 Laps at start	Rear Tyre	Slick-Soft 4 Laps at start	Speed
5	1'53.735	31.890	20.707	42.719	18.419	210.9
6	1'46.903	26.485	19.999	42.051	18.368	350.6
7	1'52.313 P	26.333	20.933	45.191	19.856	349.5

Run #	3	Front Tyre	Slick-Medium 7 Laps at start	Rear Tyre	Slick-Soft 7 Laps at start	Speed
8	1'53.435	32.010	20.607	42.361	18.457	205.7
9	1'46.873	26.321	20.022	42.100	18.430	349.5

**Fastest Lap:** Fabio DI GIANNANTONIO ITA artamina Enduro VR46 Racing Team 1'44.808 26.104 19.605 40.854 18.245

These data/results cannot be reproduced, stored and/or transmitted in whole or in part by any manner of electronic, mechanical, photocopying, recording, broadcasting or otherwise now known or herein after developed without the previous express consent by the copyright owner, except for reproduction in daily press and regular printed publications on sale to the public within 60 days of the event related to those data/results and always provided that copyright symbol appears together as follows below.

© MotoGP Sports Entertainment Group, 2026

Official MotoGP Timing by  TISSOT

www.motogp.com

Mugello, Friday, May 29, 2026

## Practice

MotoGP™

Lap	Lap Time	T1	T2	T3	T4	Speed
10	1'51.790 P	26.412	19.977	44.349 *	21.052	347.2
Run #	4	Front Tyre	Slick-Medium	Rear Tyre	Slick-Soft	
		10 Laps at start		10 Laps at start		
11	1'55.090	31.848	21.013	43.726	18.503	213.4
12	1'47.129 *	26.549 *	20.097	42.099	18.384	349.5
13	<b>1'46.929</b>	26.512	19.959	42.017	18.441	350.6
14	1'48.544 P	26.475	20.051	42.228	19.790	350.6
Run #	5	Front Tyre	Slick-Medium	Rear Tyre	Slick-Soft	
		New Tyre		New Tyre		
15	1'50.885	30.591	20.169	41.908	18.217	215.5
16	1'45.658 *	26.158	19.738	41.504	18.258 *	355.2
17	1'58.606 P	32.293 *	21.735 *	44.618 *	19.960	262.7
Run #	6	Front Tyre	Slick-Medium	Rear Tyre	Slick-Soft	
		3 Laps at start		New Tyre		
18	1'52.768	31.558	20.258	42.636	18.316	199.2
19	<b>1'45.595</b>	26.073	19.835	41.479	18.208	354.0
20	<b>1'45.694</b>	26.174	19.735	41.498	18.287	354.0
21	<b>2'08.904</b>	34.875	23.722	50.267	20.040	349.5

16th	43	Jack MILLER	YAMAHA	AUS		
		Prima Pramac Yamaha MotoGP				
		Runs=6	Total laps=20	Full laps=9 Valid laps=9		
Run #	1	Front Tyre	Slick-Medium	Rear Tyre	Slick-Soft	
		New Tyre		New Tyre		
1	2'13.122	32.054	21.280	44.763	18.723	214.7
2	<b>1'46.987</b>	26.719	19.947	41.910	18.411	347.2
3	<b>1'47.452</b>	26.703	19.999	41.923	18.827	351.7
4	<b>1'46.840</b>	26.619	20.031	41.822	18.368	346.1
5	1'57.873 P	26.507	21.502	49.217	20.647	346.1
Run #	2	Front Tyre	Slick-Medium	Rear Tyre	Slick-Soft	
		5 Laps at start		5 Laps at start		
6	1'56.129	33.237	20.775	43.258	18.859	160.0
7	<b>1'47.637</b>	26.781	20.143	42.178	18.535	336.4
8	<b>1'47.670</b>	26.660	20.151	42.286	18.573	338.5
9	<b>1'47.758</b>	26.742	20.187	42.321	18.508	338.5
10	1'57.898 P	30.823	21.728	44.177	21.170	339.6
Run #	3	Front Tyre	Slick-Medium	Rear Tyre	Slick-Soft	
		10 Laps at start		10 Laps at start		
11	2'05.662	37.750	23.455	45.872	18.585	198.1
12	12'59.215 P					345.0
Run #	4	Front Tyre	Slick-Medium	Rear Tyre	Slick-Soft	
		New Tyre		New Tyre		
13	1'58.586	30.971	20.933	47.776	18.906	210.5
14	1'52.108 P	26.520	19.918	43.106 *	22.564	340.6
Run #	5	Front Tyre	Slick-Medium	Rear Tyre	Slick-Soft	
		2 Laps at start		New Tyre		
15	1'50.347	29.881	20.172	41.835	18.459	226.8
16	<b>1'45.617</b>	26.257	19.656	41.381	18.323	345.0
17	1'56.600 P	26.547	20.516	50.071	19.466	346.1
Run #	6	Front Tyre	Slick-Medium	Rear Tyre	Slick-Soft	
		5 Laps at start		2 Laps at start		
18	2'01.174	32.068	20.567	49.797	18.742	218.6
19	<b>1'50.768</b>	26.384	19.797	45.954	18.633	348.3
20	<b>1'51.733</b>	26.381	21.890	44.958	18.504	345.0

Lap	Lap Time	T1	T2	T3	T4	Speed	
17th	20	Fabio QUARTARARO	YAMAHA	FRA			
		Monster Energy Yamaha MotoGP Team					
		Runs=4	Total laps=19	Full laps=12	Valid laps=12		
Run #	1	Front Tyre	Slick-Medium	Rear Tyre	Slick-Medium		
		New Tyre		New Tyre			
1	3'13.920	32.969	21.577	44.404	18.841	216.8	
2	<b>1'52.660</b>	27.946	21.180	44.747	18.787	337.5	
3	<b>1'47.037</b>	26.552	19.960	41.904	18.621	337.5	
4	<b>1'46.908</b>	26.586	19.896	41.804	18.622	338.5	
5	<b>1'46.948</b>	26.533	19.998	41.799	18.618	337.5	
6	1'59.230 P	31.951	22.588	45.492	19.199	337.5	
Run #	2	Front Tyre	Slick-Medium	Rear Tyre	Slick-Soft		
		6 Laps at start		New Tyre			
7	1'54.054	31.605	20.927	42.930	18.592	225.4	
8	<b>1'50.737</b>	26.494	19.894	45.685	18.664	339.6	
9	<b>1'46.529</b>	26.467	19.884	41.687	18.491	342.8	
10	<b>1'54.173</b>	30.184	21.215	44.148	18.626	341.7	
11	17'57.948 P	26.622				339.6	
Run #	3	Front Tyre	Slick-Medium	Rear Tyre	Slick-Soft		
		New Tyre		New Tyre			
12	1'54.853	31.942	21.169	42.911	18.831	217.3	
13	<b>1'50.167</b>	26.556	21.838	43.110	18.663	339.6	
14	<b>1'46.931</b>	26.501	20.036	41.774	18.620	339.6	
15	<b>1'47.135</b>	26.646	20.055	41.876	18.558	340.6	
16	1'56.025 P	30.202 *	22.358 *	44.656 *	18.809	327.2	
Run #	4	Front Tyre	Slick-Medium	Rear Tyre	Slick-Soft		
		New Tyre		New Tyre			
17	1'51.499	30.455	20.351	42.143	18.550	230.7	
18	<b>1'45.670</b>	26.200	19.796	41.356	18.318	345.0	
19	<b>1'45.875</b>	26.262	19.882	41.323	18.408	346.1	
		PIT	32.291	21.503	42.520	18.745	342.8
18th	33	Brad BINDER	KTM	RSA			
		Red Bull KTM Factory Racing					
		Runs=5	Total laps=21	Full laps=12	Valid laps=9		
Run #	1	Front Tyre	Slick-Medium	Rear Tyre	missing data		
		New Tyre		Laps at start			
1	2'04.968	32.234	21.003	42.516	18.501	200.0	
2	<b>1'47.688</b>	26.652	20.157	42.458	18.421	355.2	
3	1'46.441 *	26.543	19.933	41.665	18.300 *	352.9	
4	<b>1'46.524</b>	26.546	19.899	41.738	18.341	350.6	
5	<b>1'51.274</b>	29.515	20.715	42.607	18.437	350.6	
6	<b>1'57.208</b>	26.712	24.799	46.676	19.021	345.0	
7	<b>1'47.255</b>	26.574	19.977	41.995	18.709	352.9	
8	<b>1'47.447</b>	26.730	20.076	42.277	18.364	343.9	
9	1'51.505 P	28.427	20.619	42.712	19.747	343.9	
Run #	2	Front Tyre	Slick-Medium	Rear Tyre	missing data		
		9 Laps at start		Laps at start			
10	2'04.069	37.194	21.324	46.658	18.893	177.3	
11	<b>1'49.546</b>	27.177	20.705	43.005	18.659	348.3	
12	1'58.871 P	26.857	27.541 *	44.420 *	20.053	346.1	
Run #	3	Front Tyre	Slick-Medium	Rear Tyre	missing data		
		12 Laps at start		Laps at start			
13	1'54.847	32.102	21.318	42.975	18.452	206.5	
14	1'47.993 *	27.055 *	20.192	42.410	18.336	356.4	

**Fastest Lap:** Fabio DI GIANNANTONIO ITA artamina Enduro VR46 Racing Team **1'44.808** 26.104 19.605 40.854 18.245

These data/results cannot be reproduced, stored and/or transmitted in whole or in part by any manner of electronic, mechanical, photocopying, recording, broadcasting or otherwise now known or herein after developed without the previous express consent by the copyright owner, except for reproduction in daily press and regular printed publications on sale to the public within 60 days of the event related to those data/results and always provided that copyright symbol appears together as follows below.

© MotoGP Sports Entertainment Group, 2026

Official MotoGP Timing by  TISSOT

www.motogp.com

Mugello, Friday, May 29, 2026

Page 6 of 8



## Practice

## MotoGP™

Lap	Lap Time	T1	T2	T3	T4	Speed
15	<b>1'47.098</b>	26.625	20.066	42.070	18.337	351.7
16	1'49.149 P	26.935	20.227	42.462	19.525	352.9
Run #	4	Front Tyre	Slick-Medium New Tyre	Rear Tyre	Slick-Soft New Tyre	
17	1'54.408	31.028	20.578	42.166	20.636	211.7
Run #	5	Front Tyre	Slick-Medium New Tyre	Rear Tyre	Slick-Soft New Tyre	
18	14'03.247	33.362	20.675	50.121	18.915	216.8
19	1'45.804	26.214	19.824	41.464	18.302	352.9
20	<b>1'45.817</b>	26.161	19.785	41.395	18.476	352.9

**19th** **10** **Luca MARINI** HONDA ITA  
Honda HRC Castrol

Runs=6 Total laps=22 Full laps=11 Valid laps=11

Run #	1	Front Tyre	Slick-Medium New Tyre	Rear Tyre	Slick-Soft New Tyre	
1	2'19.415	31.691	20.775	42.991	18.856	204.5
2	<b>1'47.204</b>	26.499	20.439	41.774	18.492	351.7
3	<b>1'46.828</b>	26.382	20.142	41.822	18.482	351.7
4	<b>1'46.706</b>	26.477	19.950	41.826	18.453	349.5
5	1'54.272 P	28.815	21.330	43.530	20.597	349.5
Run #	2	Front Tyre	Slick-Medium 5 Laps at start	Rear Tyre	Slick-Medium New Tyre	
6	1'53.016	31.632	20.398	42.409	18.577	178.5
7	<b>1'46.541</b>	26.436	19.895	41.700	18.510	348.3
8	<b>1'46.349</b>	26.364	19.838	41.670	18.477	346.1
9	<b>1'46.555</b>	26.483	19.833	41.729	18.510	346.1
10	1'57.225 P	29.300	21.646	46.001	20.278	347.2
Run #	3	Front Tyre	Slick-Medium 10 Laps at start	Rear Tyre	Slick-Medium 5 Laps at start	
11	1'53.727	31.385	21.089	42.689	18.564	214.2
12	<b>1'46.941</b>	26.509	20.054	41.916	18.462	352.9
13	<b>1'46.806</b>	26.440	20.059	41.841	18.466	352.9
14	1'54.886 P	28.747	21.081	44.822	20.236	354.0
Run #	4	Front Tyre	Slick-Medium New Tyre	Rear Tyre	Slick-Soft New Tyre	
15	1'52.867	31.486	20.547	42.349	18.485	184.3
16	1'50.549 P	26.578	19.799	44.311 *	19.861	354.0
Run #	5	Front Tyre	Slick-Medium 2 Laps at start	Rear Tyre	Slick-Soft 2 Laps at start	
17	1'51.463	30.349	20.524	42.087	18.503	219.0
18	<b>1'45.954</b>	26.236	19.771	41.530	18.417	347.2
19	1'49.970 P	27.744	20.612	42.743	18.871	346.1
Run #	6	Front Tyre	Slick-Medium 5 Laps at start	Rear Tyre	Slick-Soft New Tyre	
20	1'53.443	31.202	20.365	43.343	18.533	175.3
21	<b>1'46.075</b>	26.341	19.829	41.476	18.429	348.3
22	<b>1'46.108</b>	26.311	19.849	41.461	18.487	348.3

**20th** **7** **Toprak RAZGATLIOGLU** YAMAHA TUR  
Prima Pramac Yamaha MotoGP

Runs=6 Total laps=18 Full laps=7 Valid laps=6

Run #	1	Front Tyre	Slick-Medium New Tyre	Rear Tyre	Slick-Soft New Tyre	
1	2'02.551	33.029	20.950	42.695	18.473	187.1

Lap	Lap Time	T1	T2	T3	T4	Speed
2	<b>1'47.107</b>	26.738	20.018	41.841	18.510	349.5
3	<b>1'52.429</b>	30.226	21.701	41.940	18.562	343.9
4	1'56.338 P	26.869	20.195	49.490	19.784	345.0
Run #	2	Front Tyre	Slick-Medium 4 Laps at start	Rear Tyre	Slick-Soft 4 Laps at start	
5	1'56.800	33.122	21.026	43.531	19.121	194.5
6	<b>1'48.260</b>	27.019	20.256	42.292	18.693	339.6
7	1'52.843 P	30.525	20.929	42.782	18.607	339.6
Run #	3	Front Tyre	Slick-Medium 7 Laps at start	Rear Tyre	Slick-Soft 7 Laps at start	
8	1'55.906	31.966	21.373	43.997	18.570	218.6
9	1'48.348 *	27.023 *	20.247	42.375	18.703	349.5
10	1'50.311 P	27.044	20.511	43.488	19.268	347.2
Run #	4	Front Tyre	Slick-Medium New Tyre	Rear Tyre	Slick-Soft New Tyre	
11	1'52.413	30.637	20.511	42.656	18.609	220.4
12	1'51.072 P	28.139	20.538	44.089 *	18.306	346.1
Run #	5	Front Tyre	Slick-Medium 2 Laps at start	Rear Tyre	Slick-Soft 2 Laps at start	
13	2'04.493	31.670	21.816	50.406	20.601	224.0
14	<b>1'47.312</b>	26.728	20.127	41.925	18.532	345.0
15	1'50.045 P	26.660	22.129	42.948	18.308	339.6
Run #	6	Front Tyre	Slick-Medium 5 Laps at start	Rear Tyre	Slick-Soft New Tyre	
16	1'58.325	30.001	20.651	48.905	18.768	227.3
17	<b>1'46.299</b>	26.437	19.800	41.519	18.543	346.1
18	<b>1'48.931</b>	27.102	19.856	43.107	18.866	339.6

**21st** **51** **Michele PIRRO** DUCATI ITA  
BK8 Gresini Racing MotoGP

Runs=4 Total laps=18 Full laps=11 Valid laps=8

Run #	1	Front Tyre	Slick-Medium New Tyre	Rear Tyre	Slick-Soft New Tyre	
1	2'36.182	34.268	21.042	43.023	18.673	143.2
2	<b>1'47.838</b>	26.711	20.223	42.382	18.522	349.5
3	1'48.940 *	26.776	20.459	43.011	18.694 *	347.2
4	<b>1'48.090</b>	26.814	20.304	42.380	18.592	347.2
5	1'51.634 P	26.738	20.241	42.534	22.121	346.1
Run #	2	Front Tyre	Slick-Medium 5 Laps at start	Rear Tyre	Slick-Soft 5 Laps at start	
6	1'58.021	34.433	21.175	43.683	18.730	145.7
7	<b>1'48.468</b>	26.848	20.457	42.473	18.690	345.0
8	<b>1'48.126</b>	26.804	20.302	42.399	18.621	345.0
9	1'51.513 P	26.805	20.392	42.559	21.757	346.1
Run #	3	Front Tyre	Slick-Medium New Tyre	Rear Tyre	Slick-Soft New Tyre	
10	1'57.709	34.482	21.154	43.431	18.642	163.8
11	1'47.409 *	26.691	20.149	42.024	18.545 *	346.1
12	1'47.555 *	26.649	20.147	42.111	18.648 *	343.9
13	1'53.370 P	27.887	21.005	43.880	20.598	345.0
Run #	4	Front Tyre	Slick-Medium New Tyre	Rear Tyre	Slick-Soft New Tyre	
14	1'52.981	31.688	20.494	42.413	18.386	206.8
15	<b>1'46.842</b>	26.489	19.974	41.806	18.573	347.2
16	<b>1'50.388</b>	26.574	20.537	44.448	18.829	348.3

**Fastest Lap:** Fabio DI GIANNANTONIO ITA artamina Enduro VR46 Racing Team **1'44.808** 26.104 19.605 40.854 18.245

These data/results cannot be reproduced, stored and/or transmitted in whole or in part by any manner of electronic, mechanical, photocopying, recording, broadcasting or otherwise now known or herein after developed without the previous express consent by the copyright owner, except for reproduction in daily press and regular printed publications on sale to the public within 60 days of the event related to those data/results and always provided that copyright symbol appears together as follows below.

© MotoGP Sports Entertainment Group, 2026

Official MotoGP Timing by  TISSOT

www.motogp.com

Mugello, Friday, May 29, 2026

Page 7 of 8

Lap	Lap Time	T1	T2	T3	T4	Speed	Lap	Lap Time	T1	T2	T3	T4	Speed
17	<b>1'52.488</b>	29.684	20.736	43.272	18.796	346.1							
18	<b>1'47.959</b>	26.728	20.250	42.393	18.588	349.5							
<hr/>													
<b>22nd</b>	<b>35</b>	<b>Cal CRUTCHLOW</b>		HONDA		GBR							
		Castrol Honda LCR											
		Runs=5	Total laps=20	Full laps=11	Valid laps=10								
Run #	1	Front Tyre	Slick-Medium	Rear Tyre	Slick-Soft								
		New Tyre		New Tyre									
1	2'28.771	33.896	21.917	44.862	19.064	201.1							
2	<b>1'52.402</b>	27.311	20.703	45.315	19.073	<b>346.1</b>							
3	<b>1'48.836</b>	27.135	20.389	42.668	18.644	342.8							
4	<b>1'52.402</b>	28.249	22.358	43.083	18.712	343.9							
5	<b>1'48.814</b>	26.936	20.465	42.765	18.648	343.9							
6	1'55.672 P	28.705	22.582	45.029	19.356	339.6							
Run #	2	Front Tyre	Slick-Medium	Rear Tyre	Slick-Soft								
		6 Laps at start		6 Laps at start									
7	2'09.540	43.184	23.425	43.905	19.026	105.9							
8	<b>1'48.381</b>	26.919	20.428	<b>42.399</b>	<b>18.635</b>	345.0							
9	<b>1'49.051</b>	26.873	20.614	42.778	18.786	346.1							
10	1'58.817 P	29.220	22.567	47.053	19.977	341.7							
Run #	3	Front Tyre	Slick-Medium	Rear Tyre	Slick-Soft								
		10 Laps at start		10 Laps at start									
11	1'58.549	32.969	21.767	44.796	19.017	204.5							
12	1'52.163 *	27.247 *	20.644	45.352	18.920	339.6							
13	<b>1'49.556</b>	27.098	20.538	42.997	18.923	338.5							
14	2'06.479 P	32.784	24.887	48.572	<b>20.236</b>	338.5							
Run #	4	Front Tyre	Slick-Medium	Rear Tyre	Slick-Soft								
		New Tyre		New Tyre									
15	2'02.608	32.350	28.364	43.099	18.795	198.5							
16	1'54.893 P	26.787	20.363	42.508 *	<b>25.235</b>	345.0							
Run #	5	Front Tyre	Slick-Medium	Rear Tyre	Slick-Soft								
		2 Laps at start		New Tyre									
17	1'53.892	31.531	20.840	42.766	18.755	213.8							
18	<b>1'48.088</b>	<b>26.658</b>	<b>20.283</b>	42.466	18.681	339.6							
19	<b>2'04.809</b>	35.570	23.680	46.613	18.946	303.3							
20	<b>1'50.468</b>	27.024	20.732	43.857	18.855	340.6							

**Fastest Lap:** Fabio DI GIANNANTONIO ITA artamina Enduro VR46 Racing Team **1'44.808** 26.104 19.605 40.854 18.245

These data/results cannot be reproduced, stored and/or transmitted in whole or in part by any manner of electronic, mechanical, photocopying, recording, broadcasting or otherwise now known or herein after developed without the previous express consent by the copyright owner, except for reproduction in daily press and regular printed publications on sale to the public within 60 days of the event related to those data/results and always provided that copyright symbol appears together as follows below.

© MotoGP Sports Entertainment Group, 2026

Official MotoGP Timing by  TISSOT

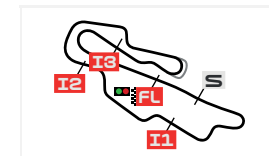
www.motogp.com

Mugello, Friday, May 29, 2026

# BEST PARTIAL TIMES

## BREMBRO GRAND PRIX OF ITALY

### PRACTICE



Autodromo Internazionale del Mugello 5245 m. Mugello

*IT* Ideal Lap Time, sum of the best partial times

*BT* Best Lap Time

Pos	T1		T2		T3		T4		Pos	Rider	IT	BT	
	Rider	Time	Rider	Time	Rider	Time	Rider	Time					
1	F.BAGNAIA	25.900	R.FERNANDEZ	19.487	F.DI GIANNANT	40.854	M.MARQUEZ	18.181	1	E.BASTIANINI	1'44.776	1'44.911	(3)
2	<b>E.BASTIANINI</b>	<b>25.918</b>	<b>F.ALDEGUER</b>	<b>19.528</b>	<b>E.BASTIANINI</b>	<b>40.964</b>	<b>M.BEZZECCHI</b>	<b>18.183</b>	2	F.DI GIANNANTONI	1'44.808	1'44.808	(1)
3	A.OGURA	25.999	F.MORBIDELLI	19.542	F.MORBIDELLI	41.006	R.FERNANDEZ	18.184	3	M.BEZZECCHI	1'44.895	1'45.024	(7)
4	<b>M.MARQUEZ</b>	<b>26.009</b>	<b>M.MARQUEZ</b>	<b>19.558</b>	<b>A.RINS</b>	<b>41.023</b>	<b>D.MOREIRA</b>	<b>18.196</b>	4	F.BAGNAIA	1'44.899	1'44.899	(2)
5	J.MIR	26.073	M.BEZZECCHI	19.561	F.ALDEGUER	41.058	J.MIR	18.208	5	F.MORBIDELLI	1'44.938	1'44.959	(4)
6	<b>M.BEZZECCHI</b>	<b>26.089</b>	<b>A.RINS</b>	<b>19.573</b>	<b>M.BEZZECCHI</b>	<b>41.062</b>	<b>J.MARTIN</b>	<b>18.208</b>	6	J.MARTIN	1'44.988	1'45.132	(8)
7	F.DI GIANNANT	26.104	J.MARTIN	19.587	J.MARTIN	41.069	E.BASTIANINI	18.227	7	M.MARQUEZ	1'44.991	1'45.010	(6)
8	<b>P.ACOSTA</b>	<b>26.111</b>	<b>F.DI GIANNANT</b>	<b>19.605</b>	<b>A.OGURA</b>	<b>41.103</b>	<b>P.ACOSTA</b>	<b>18.229</b>	8	F.ALDEGUER	1'45.003	1'45.004	(5)
9	D.MOREIRA	26.121	D.MOREIRA	19.628	F.BAGNAIA	41.105	F.ALDEGUER	18.238	9	A.RINS	1'45.020	1'45.149	(9)
10	<b>J.MARTIN</b>	<b>26.124</b>	<b>F.BAGNAIA</b>	<b>19.652</b>	<b>P.ACOSTA</b>	<b>41.136</b>	<b>A.RINS</b>	<b>18.239</b>	10	A.OGURA	1'45.052	1'45.241	(11)
11	M.VIÑALES	26.150	J.MILLER	19.656	R.FERNANDEZ	41.181	F.MORBIDELLI	18.240	11	R.FERNANDEZ	1'45.068	1'45.270	(12)
12	<b>F.MORBIDELLI</b>	<b>26.150</b>	<b>A.OGURA</b>	<b>19.660</b>	<b>M.VIÑALES</b>	<b>41.200</b>	<b>F.BAGNAIA</b>	<b>18.242</b>	12	P.ACOSTA	1'45.154	1'45.294	(13)
13	B.BINDER	26.161	E.BASTIANINI	19.667	D.MOREIRA	41.217	F.DI GIANNANT	18.245	13	D.MOREIRA	1'45.162	1'45.162	(10)
14	<b>F.ALDEGUER</b>	<b>26.179</b>	<b>P.ACOSTA</b>	<b>19.678</b>	<b>M.MARQUEZ</b>	<b>41.243</b>	<b>M.VIÑALES</b>	<b>18.273</b>	14	M.VIÑALES	1'45.427	1'45.469	(14)
15	A.RINS	26.185	J.MIR	19.735	F.QUARTARARO	41.323	A.OGURA	18.290	15	J.MIR	1'45.495	1'45.595	(15)
16	<b>F.QUARTARAR</b>	<b>26.200</b>	<b>L.MARINI</b>	<b>19.771</b>	<b>J.MILLER</b>	<b>41.381</b>	<b>B.BINDER</b>	<b>18.302</b>	16	J.MILLER	1'45.617	1'45.617	(16)
17	R.FERNANDEZ	26.216	B.BINDER	19.785	B.BINDER	41.395	F.QUARTARARO	18.318	17	F.QUARTARARO	1'45.637	1'45.670	(17)
18	<b>L.MARINI</b>	<b>26.236</b>	<b>F.QUARTARAR</b>	<b>19.796</b>	<b>L.MARINI</b>	<b>41.461</b>	<b>J.MILLER</b>	<b>18.323</b>	18	B.BINDER	1'45.643	1'45.804	(18)
19	J.MILLER	26.257	T.RAZGATLIOG	19.800	J.MIR	41.479	M.PIRRO	18.386	19	L.MARINI	1'45.885	1'45.954	(19)
20	<b>T.RAZGATLIOG</b>	<b>26.437</b>	<b>M.VIÑALES</b>	<b>19.804</b>	<b>T.RAZGATLIOG</b>	<b>41.519</b>	<b>L.MARINI</b>	<b>18.417</b>	20	T.RAZGATLIOGLU	1'46.229	1'46.299	(20)
21	M.PIRRO	26.489	M.PIRRO	19.974	M.PIRRO	41.806	T.RAZGATLIOG	18.473	21	M.PIRRO	1'46.655	1'46.842	(21)
22	<b>C.CRUTCHLOW</b>	<b>26.658</b>	<b>C.CRUTCHLOW</b>	<b>20.283</b>	<b>C.CRUTCHLOW</b>	<b>42.399</b>	<b>C.CRUTCHLOW</b>	<b>18.635</b>	22	C.CRUTCHLOW	1'47.975	1'48.088	(22)

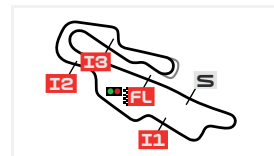
These data/results cannot be reproduced, stored and/or transmitted in whole or in part by any manner of electronic, mechanical, photocopying, recording, broadcasting or otherwise now known or herein after developed without the previous express consent by the copyright owner, except for reproduction in daily press and regular printed publications on sale to the public within 60 days of the event related to those data/results and always provided that copyright symbol appears together as follows below.

© MotoGP Sports Entertainment Group, 2026

# FASTEST LAPS SEQUENCE

## BREMBRO GRAND PRIX OF ITALY

### PRACTICE



Autodromo Internazionale del Mugello 5245 m.

Practice Time	#	Rider	Nation	Motorcycle	Time	Km/h	Rider's Lap
<b>3'47.789</b>	63	<b>Francesco BAGNAIA</b>	ITA	DUCATI	<b>1'46.170</b>	177.8	2
<b>3'48.006</b>	72	<b>Marco BEZZECCHI</b>	ITA	APRILIA	<b>1'46.043</b>	178.0	2
<b>3'54.722</b>	49	<b>Fabio DI GIANNANTONI</b>	ITA	DUCATI	<b>1'45.746</b>	178.5	2
<b>5'33.486</b>	63	<b>Francesco BAGNAIA</b>	ITA	DUCATI	<b>1'45.697</b>	178.6	3
<b>26'36.584</b>	79	<b>Ai OGURA</b>	JPN	APRILIA	<b>1'45.667</b>	178.6	9
<b>27'07.301</b>	72	<b>Marco BEZZECCHI</b>	ITA	APRILIA	<b>1'45.024</b>	179.7	11
<b>1:03'54.064</b>	93	<b>Marc MARQUEZ</b>	SPA	DUCATI	<b>1'45.010</b>	179.8	19
<b>1:03'55.939</b>	21	<b>Franco MORBIDELLI</b>	ITA	DUCATI	<b>1'44.959</b>	179.8	20
<b>1:04'05.126</b>	63	<b>Francesco BAGNAIA</b>	ITA	DUCATI	<b>1'44.899</b>	180.0	18
<b>1:04'07.282</b>	49	<b>Fabio DI GIANNANTONI</b>	ITA	DUCATI	<b>1'44.808</b>	180.1	16

These data/results cannot be reproduced, stored and/or transmitted in whole or in part by any manner of electronic, mechanical, photocopying, recording, broadcasting or otherwise now known or herein after developed without the previous express consent by the copyright owner, except for reproduction in daily press and regular printed publications on sale to the public within 60 days of the event related to those data/results and always provided that copyright symbol appears together as follows below.

© MotoGP Sports Entertainment Group, 2026

Official MotoGP Timing by [www.motogp.com](http://www.motogp.com)

Mugello, Friday, May 29, 2026