

TT Circuit Assen

4542 m.

CLASSIFICATION

GRAND PRIX OF THE NETHERLANDS TISSOT GRAND PRIX OF THE FREE PRACTICE NR. 2

#	Rider	Nation	Team	Motorcycle	Time	Lap Total	Gap	T. Speed
1	72 Marco BEZZECCHI	ITA	Aprilia Racing	APRILIA	1'31.611	12 16		312.1
2	25 Raul FERNANDEZ	SPA	SuperFile Trackhouse MotoGP Team	APRILIA	1'31.731	7 10	0.120 0.120	305.0
3	79 Ai OGURA	JPN	SuperFile Trackhouse MotoGP Team	APRILIA	1'31.850	12 15	0.239 0.119	307.6
4	49 Fabio DI GIANNANTONIO	ITA	Pertamina Enduro VR46 Racing Team	DUCATI	1'31.920	4 13	0.309 0.070	309.4
5	93 Marc MARQUEZ	SPA	Ducati Lenovo Team	DUCATI	1'31.990	11 14	0.379 0.070	309.4
6	37 Pedro ACOSTA	SPA	Red Bull KTM Factory Racing	KTM	1'32.113	9 11	0.502 0.123	309.4
7	89 Jorge MARTIN	SPA	Aprilia Racing	APRILIA	1'32.120	9 15	0.509 0.007	311.2
8	63 Francesco BAGNAIA	ITA	Ducati Lenovo Team	DUCATI	1'32.191	9 12	0.580 0.071	310.3
9	73 Alex MARQUEZ	SPA	BK8 Gresini Racing MotoGP	DUCATI	1'32.337	5 13	0.726 0.146	312.1
10	21 Franco MORBIDELLI	ITA	Pertamina Enduro VR46 Racing Team	DUCATI	1'32.356	5 12	0.745 0.019	309.4
11	23 Enea BASTIANINI	ITA	Red Bull KTM Tech3	KTM	1'32.366	6 14	0.755 0.010	311.2
12	20 Fabio QUARTARARO	FRA	Monster Energy Yamaha MotoGP Team	YAMAHA	1'32.391	7 12	0.780 0.025	301.6
13	10 Luca MARINI	ITA	Honda HRC Castrol	HONDA	1'32.502	9 11	0.891 0.111	311.2
14	11 Diogo MOREIRA	BRA	Pro Honda LCR	HONDA	1'32.684	5 12	1.073 0.182	310.3
15	7 Toprak RAZGATLIOGLU	TUR	Prima Pramac Yamaha MotoGP	YAMAHA	1'32.686	5 10	1.075 0.002	305.0
16	12 Maverick VIÑALES	SPA	Red Bull KTM Tech3	KTM	1'32.776	5 12	1.165 0.090	308.5
17	42 Alex RINS	SPA	Monster Energy Yamaha MotoGP Team	YAMAHA	1'32.790	10 11	1.179 0.014	306.8
18	36 Joan MIR	SPA	Honda HRC Castrol	HONDA	1'32.797	5 10	1.186 0.007	305.9
19	33 Brad BINDER	RSA	Red Bull KTM Factory Racing	KTM	1'33.012	12 13	1.401 0.215	311.2
20	43 Jack MILLER	AUS	Prima Pramac Yamaha MotoGP	YAMAHA	1'33.289	10 11	1.678 0.277	305.0
21	47 Augusto FERNANDEZ	SPA	Yamaha Factory Racing	YAMAHA	1'33.998	9 13	2.387 0.709	303.3
22	35 Cal CRUTCHLOW	GBR	Castrol Honda LCR	HONDA	1'34.519	5 12	2.908 0.521	301.6

 Practice condition: **Dry**

Air: 29°

Humidity: 56%

Ground: 39°

Fastest Lap:	Lap: 12	Marco BEZZECCHI	1'31.611	178.4 Km/h
Best Race Lap:	2024	Francesco BAGNAIA	1'31.866	177.9 Km/h
All-Time Lap Record:	2024	Francesco BAGNAIA	1'30.540	180.5 Km/h

The results are provisional until the end of the limit for protest and appeals.

Time limit for protest expires 60' after publication of the results - Time:

Roland BRONTSEMA
10:54

These data/results cannot be reproduced, stored and/or transmitted in whole or in part by any manner of electronic, mechanical, photocopying, recording, broadcasting or otherwise now known or herein after developed without the previous express consent by the copyright owner, except for reproduction in daily press and regular printed publications on sale to the public within 60 days of the event related to those data/results and always provided that copyright symbol appears together as follows below.

© MotoGP Sports Entertainment Group, 2026

Official MotoGP Timing by

www.motogp.com

Assen, Saturday, June 27, 2026



TT Circuit Assen

4542 m.

TOP SPEED & AVERAGE

GRAND PRIX OF THE NETHERLANDS TISSOT GRAND PRIX OF THE NETHERLANDS FREE PRACTICE NR. 2

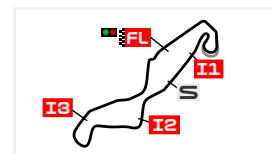
#	Rider	Nation	Motorcycle	Top 5 speeds					Average	Top
72	Marco BEZZECCHI	ITA	APRILIA	312.1	311.2	310.3	310.3	310.3	310.8	312.1
73	Alex MARQUEZ	SPA	DUCATI	312.1	311.2	310.3	310.3	309.4	310.7	312.1
10	Luca MARINI	ITA	HONDA	311.2	310.3	309.4	309.4	307.6	309.6	311.2
23	Enea BASTIANINI	ITA	KTM	311.2	311.2	311.2	310.3	309.4	310.7	311.2
33	Brad BINDER	RSA	KTM	311.2	310.3	307.6	307.6	306.8	308.7	311.2
89	Jorge MARTIN	SPA	APRILIA	311.2	309.4	307.6	307.6	307.6	308.7	311.2
11	Diogo MOREIRA	BRA	HONDA	310.3	310.3	308.5	307.6	307.6	308.9	310.3
63	Francesco BAGNAIA	ITA	DUCATI	310.3	310.3	309.4	308.5	308.5	309.4	310.3
21	Franco MORBIDELLI	ITA	DUCATI	309.4	308.5	308.5	306.8	302.5	306.4	309.4
37	Pedro ACOSTA	SPA	KTM	309.4	309.4	305.0	304.2	304.2	306.1	309.4
49	Fabio DI GIANNANTONIO	ITA	DUCATI	309.4	307.6	306.8	306.8	305.9	307.1	309.4
93	Marc MARQUEZ	SPA	DUCATI	309.4	308.5	307.6	306.8	306.8	307.7	309.4
12	Maverick VIÑALES	SPA	KTM	308.5	308.5	307.6	307.6	307.6	308.0	308.5
79	Ai OGURA	JPN	APRILIA	307.6	307.6	306.8	305.9	305.0	306.0	307.6
42	Alex RINS	SPA	YAMAHA	306.8	306.8	305.9	305.0	304.2	305.7	306.8
36	Joan MIR	SPA	HONDA	305.9	305.9	304.2	304.2	303.3	304.7	305.9
7	Toprak RAZGATLIOGLU	TUR	YAMAHA	305.0	305.0	304.2	303.3	301.6	303.8	305.0
25	Raul FERNANDEZ	SPA	APRILIA	305.0	304.2	304.2	304.2	304.2	304.4	305.0
43	Jack MILLER	AUS	YAMAHA	305.0	305.0	304.2	303.3	301.6	303.5	305.0
47	Augusto FERNANDEZ	SPA	YAMAHA	303.3	301.6	300.0	299.1	299.1	300.6	303.3
20	Fabio QUARTARARO	FRA	YAMAHA	301.6	301.6	301.6	300.8	300.0	301.1	301.6
35	Cal CRUTCHLOW	GBR	HONDA	301.6	301.6	298.3	298.3	298.3	299.6	301.6

These data/results cannot be reproduced, stored and/or transmitted in whole or in part by any manner of electronic, mechanical, photocopying, recording, broadcasting or otherwise now known or herein after developed without the previous express consent by the copyright owner, except for reproduction in daily press and regular printed publications on sale to the public within 60 days of the event related to those data/results and always provided that copyright symbol appears together as follows below.

© MotoGP Sports Entertainment Group, 2026

Official MotoGP Timing by www.motogp.com

Assen, Saturday, June 27, 2026



TT Circuit Assen 4542 m.

CHRONOLOGICAL ANALYSIS OF PERFORMANCES

GRAND PRIX OF THE NETHERLANDS

TISSOT GRAND PRIX OF THE NETHERLANDS

FREE PRACTICE NR. 2

* Lap / Sector time cancelled
 P Crossing the finish line in pit lane
 ** Tyre data subject to further updates

T1 Time from finish line to 1st intermediate
 T2 Time from 1st intermed. to 2nd intermed.

T3 Time from 2nd intermed. to 3rd intermed.
 T4 Time from 3rd intermediate to finish line

Lap	Lap Time	T1	T2	T3	T4	Speed	Lap	Lap Time	T1	T2	T3	T4	Speed
1st	72	Marco BEZZECCHI		APRILIA	ITA		9	1'31.876 *	30.376	14.264	26.063	21.173 *	305.0
		Aprilia Racing					10	1'35.765	32.938	14.890	26.567	21.370	294.2
		Runs=2	Total laps=16	Full laps=13	Valid laps=11								
Run #	1	Front Tyre	Slick-Medium	Rear Tyre	Slick-Soft								
		9 Laps at start			4 Laps at start								
1	1'41.628	30.586	15.357	27.190	22.229	302.5							
2	1'34.253	31.450	14.776	26.428	21.599	307.6							
3	1'32.619	30.718	14.427	26.250	21.224	307.6							
4	1'31.844	30.261	14.307	26.251	21.025	308.5							
5	1'32.052 *	30.357	14.292	26.268	21.135 *	305.9							
6	1'31.903	30.295	14.237	26.277	21.094	305.9							
7	1'32.082	30.466	14.314	26.294	21.008	305.9							
8	1'47.649 P	33.532	15.620	27.857	30.640	291.8							
Run #	2	Front Tyre	Slick-Medium	Rear Tyre	Slick-Soft								
		8 Laps at start			4 Laps at start								
9	7'43.186 *	30.299	14.901	29.061	21.607 *	305.0							
10	1'33.717	30.324	14.785	26.812	21.796	310.3							
11	1'32.826	30.544	14.528	26.354	21.400	312.1							
12	1'31.611	30.196	14.169	26.138	21.108	310.3							
13	1'42.470 *	40.036	14.673	26.401	21.360 *	299.1							
14	1'31.996	30.447	14.223	26.279	21.047	310.3							
15	1'31.920	30.327	14.180	26.386	21.027	311.2							
16	1'46.153	39.279	15.802	28.445	22.627	276.9							
2nd	25	Raul FERNANDEZ		APRILIA	SPA								
		SuperFile Trackhouse MotoGP Team											
		Runs=3	Total laps=10	Full laps=7	Valid laps=8								
Run #	1	Front Tyre	Slick-Medium	Rear Tyre	Slick-Soft								
		13 Laps at start			7 Laps at start								
		unfinished		31.872	15.794	291.1							
Run #	2	Front Tyre	Slick-Medium	Rear Tyre	Slick-Soft								
		16 Laps at start			4 Laps at start								
1	1'35.996	31.432	15.330	27.380	21.854	300.8							
2	1'33.194	30.595	14.792	26.407	21.400	304.2							
3	1'34.491	32.189	14.639	26.325	21.338	304.2							
4	1'32.429	30.482	14.471	26.183	21.293	302.5							
5	1'42.456 P	30.435	14.435	26.348	31.238	304.2							
Run #	3	Front Tyre	Slick-Medium	Rear Tyre	Slick-Soft								
		7 Laps at start			3 Laps at start								
6	7'07.759	37.073	14.992	26.561	21.599	303.3							
7	1'31.731	30.215	14.377	26.057	21.082	304.2							
8	1'31.930	30.400	14.386	26.076	21.068	302.5							
3rd	79	Ai OGURA		APRILIA	JPN								
		SuperFile Trackhouse MotoGP Team											
		Runs=2	Total laps=15	Full laps=12	Valid laps=9								
Run #	1	Front Tyre	Slick-Medium	Rear Tyre	Slick-Soft								
		8 Laps at start			5 Laps at start								
1	2'08.520	36.100	16.386	29.113	22.966	276.2							
2	1'34.686	31.515	14.817	26.792	21.562	305.0							
3	1'33.245 *	30.658	14.470	26.326	21.791 *	307.6							
4	1'32.425 *	30.468	14.446	26.292	21.219 *	305.0							
5	1'42.186	34.694	15.113	28.322	24.057	304.2							
6	1'32.302	30.572	14.382	26.252	21.096	305.9							
7	1'32.879	30.697	14.524	26.373	21.285	302.5							
8	1'57.970 P	37.271	16.884	30.635	33.180	298.3							
Run #	2	Front Tyre	Slick-Medium	Rear Tyre	Slick-Soft								
		5 Laps at start			4 Laps at start								
9	7'45.756	33.851	15.807	28.636	22.155	295.8							
10	1'41.130	36.184	15.212	28.174	21.560	284.2							
11	1'32.400	30.505	14.396	26.377	21.122	307.6							
12	1'31.850	30.431	14.345	26.152	20.922	305.0							
13	1'37.612 *	33.158	15.005	27.682 *	21.767	305.0							
14	1'32.270	30.529	14.296	26.389	21.056	306.8							
15	1'39.028	33.599	15.222	27.894	22.313	301.6							
4th	49	Fabio DI GIANNANTONIO		DUCATI	ITA								
		Pertamina Enduro VR46 Racing Team											
		Runs=3	Total laps=13	Full laps=8	Valid laps=6								
Run #	1	Front Tyre	Slick-Medium	Rear Tyre	Slick-Soft								
		4 Laps at start			4 Laps at start								
1	1'38.990	30.901	15.445	28.246	22.118	297.5							
2	1'33.396	30.890	14.593	26.404	21.509	305.9							
3	1'32.376	30.436	14.526	26.218	21.196	306.8							
4	1'31.920	30.321	14.358	26.160	21.081	307.6							
5	1'50.646 P	37.376	14.580	26.480	32.210	309.4							
Run #	2	Front Tyre	Slick-Medium	Rear Tyre	Slick-Soft								
		12 Laps at start			4 Laps at start								
6	5'30.124	31.520	15.133	26.970	21.432	292.6							
7	1'32.599	30.501	14.460	26.455	21.183	304.2							
8	1'40.881 P	30.231	14.313	26.193	30.144	305.0							

Fastest Lap:	Marco BEZZECCHI	ITA	Aprilia Racing	1'31.611	30.196	14.169	26.138	21.108
---------------------	-----------------	-----	----------------	-----------------	--------	--------	--------	--------

These data/results cannot be reproduced, stored and/or transmitted in whole or in part by any manner of electronic, mechanical, photocopying, recording, broadcasting or otherwise now known or herein after developed without the previous express consent by the copyright owner, except for reproduction in daily press and regular printed publications on sale to the public within 60 days of the event related to those data/results and always provided that copyright symbol appears together as follows below.

© MotoGP Sports Entertainment Group, 2026

Official MotoGP Timing by

www.motogp.com

Assen, Saturday, June 27, 2026

Free Practice Nr. 2

MotoGP™

Lap	Lap Time	T1	T2	T3	T4	Speed	Lap	Lap Time	T1	T2	T3	T4	Speed		
Run #	3	Front Tyre	Slick-Medium	Rear Tyre	Slick-Soft		2	1'34.994	31.491	14.828	26.879	21.796	306.8		
		9 Laps at start		9 Laps at start			3	1'33.056	30.779	14.439	26.330	21.508	307.6		
9	8'23.669	31.677	14.946	26.792	21.614	305.0	4	1'32.477 *	30.648	14.370	26.268	21.191 *	307.6		
10	1'32.414	30.469	14.428	26.213	21.304	305.0	5	1'38.474	33.907	14.720	27.220	22.627	303.3		
11	1'32.237 *	30.446	14.400	26.175	21.216 *	305.9	6	1'41.614 P	30.625	14.996	26.701	29.292	304.2		
12	1'32.020	30.317	14.340	26.243	21.120	306.8	Run #	2	Front Tyre	Slick-Medium	Rear Tyre	Slick-Soft			
13	1'45.447 *	40.611	15.293	27.336	22.207 *	297.5		10 Laps at start		4 Laps at start					
5th	93	Marc MARQUEZ	DUCATI		SPA		7	7'52.515	29.630	14.722	26.753	21.484	304.2		
		Ducati Lenovo Team					8	1'32.559	30.565	14.458	26.336	21.200	305.0		
		Runs=2	Total laps=14	Full laps=11	Valid laps=10		9	1'32.120	30.366	14.303	26.245	21.206	305.9		
Run #	1	Front Tyre	Slick-Medium	Rear Tyre	Slick-Soft		10	1'32.395	30.468	14.333	26.360	21.234	306.8		
		5 Laps at start		3 Laps at start			11	1'32.308	30.483	14.285	26.336	21.204	309.4		
1	2'15.171	34.333	16.720	28.803	22.709	257.7	12	1'36.183	30.525	14.459	29.411	21.788	307.6		
2	1'34.527	31.033	14.741	26.857	21.896	306.8	13	1'32.805	30.510	14.474	26.469	21.352	305.0		
3	1'33.122	30.803	14.431	26.515	21.373	309.4	14	1'36.673	31.358	14.798	28.096	22.421	306.8		
4	1'33.798	30.559	14.489	26.520	22.230	307.6	15	1'32.215	30.458	14.248	26.315	21.194	311.2		
5	1'32.390	30.445	14.347	26.302	21.296	308.5	8th	63	Francesco BAGNAIA	DUCATI		ITA			
6	1'42.636	36.736	16.043	27.769	22.088	266.6			Ducati Lenovo Team						
7	1'32.955	30.432	14.448	26.439	21.636	306.8			Runs=2	Total laps=12	Full laps=9	Valid laps=8			
8	1'48.467 P	33.024	15.947	28.737	30.759	272.7	Run #	1	Front Tyre	Slick-Medium	Rear Tyre	Slick-Soft			
Run #	2	Front Tyre	Slick-Medium	Rear Tyre	Slick-Soft			8 Laps at start		3 Laps at start					
		13 Laps at start		2 Laps at start			1	1'42.118	31.038	15.572	29.285	24.354	294.2		
9	8'59.342	34.518	15.512	27.532	21.910	287.2	2	1'33.912 *	31.135	14.766	26.519	21.492 *	310.3		
10	1'32.361 *	30.411	14.410	26.341	21.199 *	305.9	3	1'32.788	30.776	14.413	26.288	21.311	310.3		
11	1'31.990	30.262	14.329	26.240	21.159	306.8	4	1'32.201	30.423	14.258	26.233	21.287	309.4		
12	1'43.944	33.368	16.330	29.294	24.952	263.4	5	1'32.226	30.469	14.270	26.245	21.242	308.5		
13	1'35.616	30.604	14.837	27.760	22.415	304.2	6	1'40.895 P	30.313	14.304	26.322	29.956	307.6		
14	1'32.573	30.450	14.389	26.433	21.301	305.9	Run #	2	Front Tyre	Slick-Medium	Rear Tyre	Slick-Soft			
		13 Laps at start		2 Laps at start				14 Laps at start		9 Laps at start					
9	8'59.342	34.518	15.512	27.532	21.910	287.2	7	12'25.147	34.870	15.139	26.725	21.488	299.1		
10	1'32.361 *	30.411	14.410	26.341	21.199 *	305.9	8	1'32.456	30.529	14.408	26.213	21.306	305.9		
11	1'31.990	30.262	14.329	26.240	21.159	306.8	9	1'32.191	30.338	14.313	26.250	21.290	306.8		
12	1'43.944	33.368	16.330	29.294	24.952	263.4	10	1'37.165	30.339	14.343	30.021	22.462	305.9		
13	1'35.616	30.604	14.837	27.760	22.415	304.2	11	1'46.494	42.687	15.123	26.927	21.757	292.6		
14	1'32.573	30.450	14.389	26.433	21.301	305.9	12	1'32.723	30.391	14.243	26.278	21.811	308.5		
6th	37	Pedro ACOSTA	KTM		SPA		9th	73	Alex MARQUEZ	DUCATI		SPA			
		Red Bull KTM Factory Racing							BK8 Gresini Racing MotoGP						
		Runs=2	Total laps=11	Full laps=7	Valid laps=9				Runs=2	Total laps=13	Full laps=10	Valid laps=9			
Run #	1	Front Tyre	Slick-Medium	Rear Tyre	Slick-Medium		Run #	1	Front Tyre	Slick-Medium	Rear Tyre	Slick-Soft			
		8 Laps at start		New Tyre				New Tyre		New Tyre					
1	1'43.611	30.335	15.417	27.245	22.110	301.6	1	1'52.315	30.882	15.850	27.788	22.285	282.7		
2	1'33.813 *	31.223	14.572	26.666	21.352 *	309.4	2	1'34.412	31.144	14.761	26.700	21.807	307.6		
unfinished		30.706	14.413	26.322		309.4	3	1'33.309	30.706	14.575	26.370	21.658	309.4		
Run #	2	Front Tyre	Slick-Medium	Rear Tyre	Slick-Soft		4	1'32.701 *	30.545	14.416	26.327	21.413 *	311.2		
		15 Laps at start		4 Laps at start			5	1'32.337	30.538	14.341	26.206	21.252	310.3		
3	1'33.383	29.928	15.005	26.789	21.661	295.8	6	1'49.203 P	35.214	15.214	28.858	29.917	306.8		
4	1'32.902	30.600	14.497	26.376	21.429	300.8	Run #	2	Front Tyre	Slick-Medium	Rear Tyre	Slick-Soft			
5	1'32.396	30.490	14.339	26.215	21.352	303.3		6 Laps at start		6 Laps at start					
6	1'32.302	30.418	14.412	26.253	21.219	304.2	7	10'25.583	32.785	15.511	27.390	22.041	297.5		
7	1'32.240	30.410	14.352	26.286	21.192	304.2	8	1'40.735	34.066	17.927	26.800	21.942	213.8		
8	1'39.497	33.643	15.105	29.464	21.285	291.8	9	1'33.142	30.766	14.514	26.374	21.488	308.5		
9	1'32.113	30.341	14.289	26.257	21.226	305.0	10	1'32.733	30.638	14.393	26.343	21.359	312.1		
10	1'39.782	33.510	16.281	27.966	22.025	256.5	11	1'32.743	30.579	14.380	26.334	21.450	305.9		
11	1'48.075 P	30.440	17.143 *	29.773 *	30.719	304.2	12	1'48.869	35.245	15.028	32.628	25.968	300.8		
7th	89	Jorge MARTIN	APRILIA		SPA		Fastest Lap:	Marco BEZZECCHI	ITA	Aprilia Racing	1'31.611	30.196	14.169	26.138	21.108
		Aprilia Racing													
		Runs=2	Total laps=15	Full laps=12	Valid laps=11										
Run #	1	Front Tyre	Slick-Medium	Rear Tyre	Slick-Soft										
		4 Laps at start		8 Laps at start											
1	2'08.703	36.023	20.049	28.718	22.986	139.3									

These data/results cannot be reproduced, stored and/or transmitted in whole or in part by any manner of electronic, mechanical, photocopying, recording, broadcasting or otherwise now known or herein after developed without the previous express consent by the copyright owner, except for reproduction in daily press and regular printed publications on sale to the public within 60 days of the event related to those data/results and always provided that copyright symbol appears together as follows below.

© MotoGP Sports Entertainment Group, 2026

Official MotoGP Timing by  TISSOT

www.motogp.com

Assen, Saturday, June 27, 2026

Page 2 of 5



Free Practice Nr. 2

MotoGP™

Lap	Lap Time	T1	T2	T3	T4	Speed
13	1'33.042	30.738	14.433	26.421	21.450	310.3

Run #	1	Front Tyre	Slick-Medium	Rear Tyre	Slick-Soft		
		**	6 Laps at start	**	4 Laps at start		
1	1'42.721	31.647	15.612	27.541	22.515	289.5	
2	1'34.329	31.417	14.709	26.526	21.677	306.8	
3	1'33.038	30.706	14.605	26.343	21.384	309.4	
4	1'32.719	30.691	14.410	26.234	21.384	308.5	
5	1'32.356	30.481	14.359	26.226	21.290	308.5	
6	1'57.666	P	40.703	18.012	27.797	31.154	220.8
Run #	2	Front Tyre	missing data	Rear Tyre	missing data		
		**	Laps at start	**	Laps at start		
7	6'17.418	33.411	16.364	27.801	22.223	279.0	
8	1'34.020	30.871	14.812	26.505	21.832	300.8	
9	1'33.214	*	30.625	14.683	26.376	21.530	* 302.5
10	1'33.116	30.584	14.678	26.329	21.525	301.6	
11	1'32.866	*	30.574	14.514	26.246	21.532	* 302.5
12	2'07.059	P	47.241	19.106	28.981	31.731	204.9

Run #	1	Front Tyre	Slick-Medium	Rear Tyre	Slick-Soft		
			3 Laps at start		3 Laps at start		
1	1'48.436	32.273	15.346	27.464	22.175	304.2	
2	1'33.872	30.884	14.782	26.524	21.682	306.8	
3	1'35.992	*	30.654	15.528	28.137	21.673	* 307.6
4	1'32.760	*	30.548	14.439	26.363	21.410	* 311.2
5	1'32.520	30.507	14.482	26.266	21.265	309.4	
6	1'32.366	30.320	14.428	26.258	21.360	311.2	
7	1'46.390	P	34.130	15.022	27.460	29.778	297.5
Run #	2	Front Tyre	Slick-Medium	Rear Tyre	Slick-Soft		
			4 Laps at start		4 Laps at start		
8	10'39.141	31.905	15.038	26.751	21.636	303.3	
9	1'33.002	*	30.612	14.582	26.385	21.423	* 307.6
10	1'35.920	*	30.507	14.458	26.373	24.582	* 311.2
11	1'38.228	*	30.795	* 14.664	30.801	21.968	302.5
12	1'32.627	30.512	14.393	26.343	21.379	306.8	
13	1'32.554	30.454	14.402	26.319	21.379	310.3	
14	1'44.631	*	36.812	15.752	27.433	24.634	* 276.2

Run #	1	Front Tyre	Slick-Medium	Rear Tyre	Slick-Soft	
			New Tyre		5 Laps at start	
1	2'45.614	34.627	16.604	28.309	22.120	280.5
2	1'33.631	30.968	14.712	26.534	21.417	300.0
3	1'33.026	30.632	14.533	26.482	21.379	301.6
4	1'32.681	30.512	14.553	26.401	21.215	301.6
5	1'32.397	30.427	14.480	26.307	21.183	301.6
6	1'45.418	38.947	15.563	28.817	22.091	289.5
7	1'32.391	30.400	14.484	26.258	21.249	300.8

Lap	Lap Time	T1	T2	T3	T4	Speed	
8	1'48.838	P	34.829	15.464	29.310	29.235	288.0

Run #	2	Front Tyre	Slick-Medium	Rear Tyre	Slick-Soft		
			8 Laps at start		4 Laps at start		
9	7'18.771	30.715	15.042	27.149	21.767	295.0	
10	1'32.932	30.685	14.569	26.346	21.332	298.3	
11	1'32.882	30.661	14.561	26.320	21.340	299.1	
12	1'53.131	P	35.829	15.277	30.433	31.592	288.7

Run #	1	Front Tyre	Slick-Medium	Rear Tyre	Slick-Soft		
			7 Laps at start		4 Laps at start		
1	1'42.839	29.537	15.467	27.446	22.296	303.3	
2	1'33.595	30.928	14.684	26.532	21.451	309.4	
3	1'33.021	30.799	14.460	26.391	21.371	311.2	
4	1'32.743	30.576	14.467	26.394	21.306	310.3	
5	1'32.535	30.536	14.362	26.480	21.157	309.4	
6	2'01.152	P	38.215	24.639	* 28.572	29.726	293.4
Run #	2	Front Tyre	Slick-Medium	Rear Tyre	Slick-Soft		
			13 Laps at start		3 Laps at start		
7	10'08.073	29.517	14.985	28.035	21.596	305.0	
8	1'32.786	30.555	14.549	26.375	21.307	305.9	
9	1'32.502	30.445	14.445	26.367	21.245	307.6	
10	1'32.531	30.488	14.433	26.336	21.274	306.8	
11	1'57.511	P	38.834	16.860	29.178	32.639	271.3

Run #	1	Front Tyre	Slick-Medium	Rear Tyre	Slick-Soft		
			3 Laps at start		3 Laps at start		
1	1'49.022	30.607	15.106	27.457	22.533	301.6	
2	1'33.627	30.856	14.782	26.428	21.561	310.3	
3	1'32.988	*	30.603	14.531	26.272	21.582	* 310.3
4	1'33.225	*	30.605	14.531	26.438	21.651	* 308.5
5	1'32.684	30.483	14.487	26.319	21.395	306.8	
6	1'52.308	P	39.054	15.680	27.495	30.079	301.6
Run #	2	Front Tyre	Slick-Medium	Rear Tyre	Slick-Soft		
			9 Laps at start		9 Laps at start		
7	9'32.204	32.704	15.287	26.943	21.768	296.7	
8	1'35.567	32.344	14.922	26.640	21.661	307.6	
9	1'34.254	31.474	14.651	26.316	21.813	305.9	
10	1'32.952	30.601	14.557	26.333	21.461	307.6	
11	1'33.066	30.645	14.516	26.422	21.483	305.0	
12	1'53.761	P	39.406	15.592	27.832	30.931	284.9

Run #	1	Front Tyre	Slick-Medium	Rear Tyre	Slick-Soft		
			7 Laps at start		4 Laps at start		
1	1'44.139	30.101	14.954	27.051	21.952	303.3	
2	1'35.125	31.363	14.966	27.247	21.549	305.0	
3	1'41.302	*	31.755	14.743	27.204	27.600	* 299.1
4	1'33.122	*	30.695	14.503	26.472	21.452	* 305.0

Fastest Lap: Marco BEZZECCHI ITA Aprilia Racing **1'31.611** 30.196 14.169 26.138 21.108

These data/results cannot be reproduced, stored and/or transmitted in whole or in part by any manner of electronic, mechanical, photocopying, recording, broadcasting or otherwise now known or herein after developed without the previous express consent by the copyright owner, except for reproduction in daily press and regular printed publications on sale to the public within 60 days of the event related to those data/results and always provided that copyright symbol appears together as follows below.

© MotoGP Sports Entertainment Group, 2026

Official MotoGP Timing by  TISSOT

www.motogp.com

Assen, Saturday, June 27, 2026

Page 3 of 5



Free Practice Nr. 2

MotoGP™

Lap	Lap Time	T1	T2	T3	T4	Speed
5	1'32.686	30.440	14.422	26.463	21.361	304.2
6	1'42.445 P	30.634	14.569	26.994	30.248	301.6
Run #	2	Front Tyre	Slick-Medium	Rear Tyre	Slick-Soft	
		8 Laps at start		4 Laps at start		
7	12'22.863	34.224	16.345	28.435	22.521	258.9
8	1'50.983 P	32.388	17.322	28.599	32.674	203.3
Run #	3	Front Tyre	Slick-Medium	Rear Tyre	Slick-Soft	
		10 Laps at start		10 Laps at start		
9	5'26.239	32.250	16.157	28.232	22.911	295.0
10	1'34.937	31.169	14.818	26.970	21.980	299.1

16th 12 **Maverick VIÑALES** KTM SPA
Red Bull KTM Tech3

Runs=2 Total laps=12 Full laps=8 Valid laps=6

Run #	1	Front Tyre	Slick-Medium	Rear Tyre	Slick-Soft	
		8 Laps at start		4 Laps at start		
1	2'15.291	31.783	16.892	28.649	22.700	252.3
2	1'34.526	31.150	14.746	26.745	21.885	308.5
3	1'33.713	31.028	14.635	26.573	21.477	308.5
4	1'33.339	30.565	14.547	26.461	21.766	307.6
5	1'32.776	30.654	14.459	26.339	21.324	307.6
6	1'42.103	36.131	16.177	27.748	22.047	270.6
7	1'32.987 *	30.719	14.453	26.430	21.385 *	307.6
8	1'43.530 P	32.285	14.824	26.803	29.618	301.6
Run #	2	Front Tyre	Slick-Medium	Rear Tyre	Slick-Soft	
		6 Laps at start		3 Laps at start		
9	11'01.984	32.413	15.317	26.790	21.675	292.6
10	1'33.416	30.602	14.621	26.479	21.714	303.3
11	1'36.615 *	30.530	15.359	28.936 *	21.790	302.5
12	1'46.411 P	30.686	14.591	29.991	31.143	302.5

17th 42 **Alex RINS** YAMAHA SPA
Monster Energy Yamaha MotoGP Team

Runs=2 Total laps=11 Full laps=7 Valid laps=7

Run #	1	Front Tyre	Slick-Medium	Rear Tyre	Slick-Soft	
		12 Laps at start		5 Laps at start		
1	1'43.498	31.644	15.390	28.241	22.328	300.0
2	1'34.921	31.080	14.627	27.493	21.721	306.8
3	1'33.504	30.841	14.571	26.539	21.553	306.8
4	1'33.563	30.757	14.476	26.833	21.497	305.9
5	1'33.411	30.712	14.526	26.631	21.542	303.3
6	1'52.003 P	37.669	16.894	27.690	29.750	247.1
Run #	2	Front Tyre	Slick-Medium	Rear Tyre	Slick-Soft	
		8 Laps at start		4 Laps at start		
7	9'05.517	31.881	15.619	27.880	22.060	297.5
8	1'33.435	30.810	14.611	26.520	21.494	301.6
9	1'32.903	30.630	14.497	26.385	21.391	302.5
10	1'32.790	30.580	14.451	26.389	21.370	304.2
11	1'49.845 P	30.780	14.861	32.077	32.127	305.0

18th 36 **Joan MIR** HONDA SPA
Honda HRC Castrol

Runs=2 Total laps=10 Full laps=6 Valid laps=5

Run #	1	Front Tyre	Slick-Medium	Rear Tyre	Slick-Soft	
		6 Laps at start		4 Laps at start		
1	2'05.786	33.181	15.686	27.715	22.287	299.1

Lap	Lap Time	T1	T2	T3	T4	Speed
2	1'34.175	30.976	14.747	26.620	21.832	305.9
3	1'32.920	30.473	14.652	26.395	21.400	305.9
4	1'33.140 *	30.527	14.641	26.312	21.660 *	304.2
5	1'32.797	30.429	14.633	26.331	21.404	304.2
6	1'59.533 P	42.911	16.420	29.315	30.887	276.2
Run #	2	Front Tyre	Slick-Medium	Rear Tyre	Slick-Soft	
		12 Laps at start		10 Laps at start		
7	8'50.525	31.236	15.282	27.179	21.734	299.1
8	1'33.215	30.514	14.775	26.452	21.474	302.5
9	1'32.991	30.512	14.618	26.415	21.446	303.3
10	1'46.754 P	30.577	14.663	26.530	34.984	302.5

19th 33 **Brad BINDER** KTM RSA
Red Bull KTM Factory Racing

Runs=2 Total laps=13 Full laps=9 Valid laps=9

Run #	1	Front Tyre	Slick-Medium	Rear Tyre	Slick-Soft	
		4 Laps at start		4 Laps at start		
1	1'44.039	30.081	15.336	27.199	22.171	304.2
2	1'33.842	31.034	14.705	26.576	21.527	311.2
3	1'33.332	30.739	14.542	26.489	21.562	310.3
4	1'33.606	30.897	14.625	26.436	21.648	306.8
5	1'37.474	34.997	14.610	26.420	21.447	307.6
6	1'43.008 P	30.632	14.753	26.555	31.068	304.2
Run #	2	Front Tyre	Slick-Medium	Rear Tyre	Slick-Soft	
		4 Laps at start		4 Laps at start		
7	9'41.154	33.869	15.228	27.612	21.669	299.1
8	1'35.706	32.630	14.701	26.700	21.675	303.3
9	1'33.175	30.647	14.604	26.341	21.583	303.3
10	1'33.101	30.722	14.523	26.411	21.445	304.2
11	1'40.727	33.634	14.689	30.469	21.935	307.6
12	1'33.012	30.564	14.537	26.460	21.451	305.9
13	1'46.100 P	33.927	14.906	26.907	30.360	302.5

20th 43 **Jack MILLER** YAMAHA AUS
Prima Pramac Yamaha MotoGP

Runs=2 Total laps=11 Full laps=8 Valid laps=7

Run #	1	Front Tyre	Slick-Medium	Rear Tyre	Slick-Soft	
		9 Laps at start		4 Laps at start		
1	1'49.678	31.506	15.220	29.393	22.362	297.5
2	1'34.007	31.054	14.657	26.654	21.642	305.0
3	1'33.333	30.778	14.573	26.394	21.588	305.0
4	1'33.208 *	30.717	14.493	26.387	21.611 *	304.2
5	1'58.086	37.838	16.875	36.479	26.894	282.7
6	1'33.574	30.851	14.574	26.584	21.565	303.3
7	1'53.890 P	37.151	15.449	31.399	29.891	294.2
Run #	2	Front Tyre	Slick-Medium	Rear Tyre	Slick-Soft	
		16 Laps at start		5 Laps at start		
8	8'56.333	35.333	15.120	32.030	22.145	296.7
9	1'33.341	30.931	14.511	26.297	21.602	301.6
10	1'33.289	30.686	14.606	26.439	21.558	300.8
11	1'49.611	44.072	14.943	28.859	21.737	297.5
	unfinished	30.579	14.440			301.6

Fastest Lap: Marco BEZZECCHI ITA Aprilia Racing **1'31.611** 30.196 14.169 26.138 21.108

These data/results cannot be reproduced, stored and/or transmitted in whole or in part by any manner of electronic, mechanical, photocopying, recording, broadcasting or otherwise now known or herein after developed without the previous express consent by the copyright owner, except for reproduction in daily press and regular printed publications on sale to the public within 60 days of the event related to those data/results and always provided that copyright symbol appears together as follows below.

© MotoGP Sports Entertainment Group, 2026

Official MotoGP Timing by  TISSOT

www.motogp.com

Assen, Saturday, June 27, 2026

Page 4 of 5



Free Practice Nr. 2

MotoGP™

Lap	Lap Time	T1	T2	T3	T4	Speed	Lap	Lap Time	T1	T2	T3	T4	Speed
21st	47	Augusto FERNANDEZ		YAMAHA		SPA							
		Yamaha Factory Racing											
		Runs=2	Total laps=13	Full laps=9	Valid laps=6								
Run #	1	Front Tyre	Slick-Medium	Rear Tyre	Slick-Soft								
		8 Laps at start			4 Laps at start								
1	2'02.765	34.293	16.125	28.071	22.998	290.3							
2	1'38.246 *	31.655	15.317	28.867	22.407 *	299.1							
3	1'35.677 *	31.240 *	15.013	27.132	22.292	301.6							
4	1'34.635 *	31.045	14.884	26.797	21.909 *	303.3							
5	1'34.641	30.846	14.879	26.829	22.087	299.1							
6	1'55.030 P	30.930	23.471 *	30.695	29.934	251.1							
Run #	2	Front Tyre	Slick-Medium	Rear Tyre	Slick-Soft								
		14 Laps at start			4 Laps at start								
7	9'59.128	33.724	15.533	27.352	21.912	292.6							
8	1'43.791	34.409	16.407	31.014	21.961	247.1							
9	1'33.998	30.832	14.811	26.652	21.703	300.0							
10	1'39.403	30.810	14.893	28.130	25.570	296.7							
11	1'34.189	30.781	14.858	26.724	21.826	298.3							
12	1'34.321	30.840	14.838	26.881	21.762	297.5							
13	1'43.671 P	30.681	14.837	26.772	31.381	297.5							
22nd	35	Cal CRUTCHLOW		HONDA		GBR							
		Castrol Honda LCR											
		Runs=2	Total laps=12	Full laps=8	Valid laps=4								
Run #	1	Front Tyre	Slick-Medium	Rear Tyre	Slick-Soft								
		3 Laps at start			4 Laps at start								
1	2'09.407	33.148	16.553	35.764	23.407	301.6							
2	1'36.465 *	31.830	15.402	27.100	22.133 *	298.3							
3	1'35.128	31.195	15.073	26.853	22.007	298.3							
4	1'42.551 *	36.884	15.648	27.491	22.528 *	294.2							
5	1'34.519	30.996	15.026	26.668	21.829	296.7							
6	1'34.454 *	30.930	15.015	26.653	21.856 *	298.3							
7	1'48.034 P	33.821	15.598	28.140	30.475	294.2							
Run #	2	Front Tyre	Slick-Medium	Rear Tyre	Slick-Soft								
		10 Laps at start			11 Laps at start								
8	8'30.899 *	30.020	15.394	30.817	22.441 *	301.6							
9	1'45.344 *	33.178	16.562	29.930	25.674 *	255.3							
10	1'38.772	31.103	15.098	28.687	23.884	296.7							
11	1'34.671	30.948	14.973	26.761	21.989	295.8							
12	1'45.795 P	31.023	15.227	27.599	31.946	294.2							

Fastest Lap:	Marco BEZZECCHI	ITA	Aprilia Racing	1'31.611	30.196	14.169	26.138	21.108
---------------------	-----------------	-----	----------------	-----------------	--------	--------	--------	--------

These data/results cannot be reproduced, stored and/or transmitted in whole or in part by any manner of electronic, mechanical, photocopying, recording, broadcasting or otherwise now known or herein after developed without the previous express consent by the copyright owner, except for reproduction in daily press and regular printed publications on sale to the public within 60 days of the event related to those data/results and always provided that copyright symbol appears together as follows below.

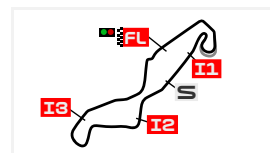
© MotoGP Sports Entertainment Group, 2026

Official MotoGP Timing by  TISSOT

www.motogp.com

Assen, Saturday, June 27, 2026

Page 5 of 5



TT Circuit Assen

4542 m.

COMBINED PRACTICE TIMES

GRAND PRIX OF THE NETHERLANDS TISSOT GRAND PRIX OF THE NETHERLANDS FREE PRACTICE NR. 2

#	Rider	Nation	Team	Motorcycle	FP1	FP2	Gap
1	72 M.BEZZECCHI	ITA	Aprilia Racing	APRILIA	1'32.311 12	1'31.611 12	
2	25 R.FERNANDEZ	SPA	SuperFile Trackhouse MotoGP Team	APRILIA	1'32.516 16	1'31.731 7	0.120 0.120
3	79 A.OGURA	JPN	SuperFile Trackhouse MotoGP Team	APRILIA	1'32.475 20	1'31.850 12	0.239 0.119
4	49 F.DI GIANNANTON	ITA	Pertamina Enduro VR46 Racing Team	DUCATI	1'32.471 13	1'31.920 4	0.309 0.070
5	93 M.MARQUEZ	SPA	Ducati Lenovo Team	DUCATI	1'32.757 5	1'31.990 11	0.379 0.070
6	37 P.ACOSTA	SPA	Red Bull KTM Factory Racing	KTM	1'32.765 15	1'32.113 9	0.502 0.123
7	89 J.MARTIN	SPA	Aprilia Racing	APRILIA	1'32.455 10	1'32.120 9	0.509 0.007
8	63 F.BAGNAIA	ITA	Ducati Lenovo Team	DUCATI	1'32.409 15	1'32.191 9	0.580 0.071
9	73 A.MARQUEZ	SPA	BK8 Gresini Racing MotoGP	DUCATI	1'32.950 13	1'32.337 5	0.726 0.146
10	21 F.MORBIDELLI	ITA	Pertamina Enduro VR46 Racing Team	DUCATI	1'32.981 15	1'32.356 5	0.745 0.019
11	23 E.BASTIANINI	ITA	Red Bull KTM Tech3	KTM	1'33.076 18	1'32.366 6	0.755 0.010
12	20 F.QUARTARARO	FRA	Monster Energy Yamaha MotoGP Team	YAMAHA	1'33.296 6	1'32.391 7	0.780 0.025
13	10 L.MARINI	ITA	Honda HRC Castrol	HONDA	1'33.267 10	1'32.502 9	0.891 0.111
14	36 J.MIR	SPA	Honda HRC Castrol	HONDA	1'32.551 18	1'32.797 5	0.940 0.049
15	12 M.VIÑALES	SPA	Red Bull KTM Tech3	KTM	1'32.667 17	1'32.776 5	1.056 0.116
16	11 D.MOREIRA	BRA	Pro Honda LCR	HONDA	1'32.850 15	1'32.684 5	1.073 0.017
17	7 T.RAZGATLIOGLU	TUR	Prima Pramac Yamaha MotoGP	YAMAHA	1'33.515 18	1'32.686 5	1.075 0.002
18	42 A.RINS	SPA	Monster Energy Yamaha MotoGP Team	YAMAHA	1'33.134 15	1'32.790 10	1.179 0.104
19	33 B.BINDER	RSA	Red Bull KTM Factory Racing	KTM	1'33.268 9	1'33.012 12	1.401 0.222
20	43 J.MILLER	AUS	Prima Pramac Yamaha MotoGP	YAMAHA	1'33.101 16	1'33.289 10	1.490 0.089
21	47 A.FERNANDEZ	SPA	Yamaha Factory Racing	YAMAHA	1'33.999 20	1'33.998 9	2.387 0.897
22	35 C.CRUTCHLOW	GBR	Castrol Honda LCR	HONDA	1'34.661 13	1'34.519 5	2.908 0.521

Pole Position Record:	2024	Francesco BAGNAIA	1'30.540	180.5 Km/h
Best Race Lap:	2024	Francesco BAGNAIA	1'31.866	177.9 Km/h
All Time Lap Record:	2024	Francesco BAGNAIA	1'30.540	180.5 Km/h

The results are provisional until the end of the limit for protest and appeals.

 Time limit for protest expires 60' after publication of the results - **Roland BRONTSEMA** Time: **10:54**

These data/results cannot be reproduced, stored and/or transmitted in whole or in part by any manner of electronic, mechanical, photocopying, recording, broadcasting or otherwise now known or herein after developed without the previous express consent by the copyright owner, except for reproduction in daily press and regular printed publications on sale to the public within 60 days of the event related to those data/results and always provided that copyright symbol appears together as follows below.

© MotoGP Sports Entertainment Group, 2026

Official MotoGP Timing by

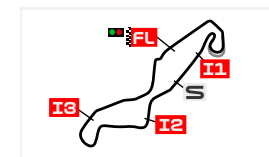
www.motogp.com

Assen, Saturday, June 27, 2026

BEST PARTIAL TIMES

GRAND PRIX OF THE NETHERLANDS TISSOT GRAND PRIX OF THE NETHERLANDS

FREE PRACTICE NR. 2



TT Circuit Assen 4542 m.

IT Ideal Lap Time, sum of the best partial times

BT Best Lap Time

Pos	T1		T2		T3		T4		Pos	IT		BT
	Rider	Time	Rider	Time	Rider	Time	Rider	Time		Rider	Time	
1	M.BEZZECCHI	30.196	M.BEZZECCHI	14.169	R.FERNANDEZ	26.057	A.OGURA	20.922	1	M.BEZZECCHI	1'31.511	1'31.611 (1)
2	R.FERNANDEZ	30.215	F.BAGNAIA	14.243	M.BEZZECCHI	26.138	M.BEZZECCHI	21.008	2	R.FERNANDEZ	1'31.604	1'31.731 (2)
3	F.DI GIANNANT	30.231	J.MARTIN	14.248	A.OGURA	26.152	R.FERNANDEZ	21.068	3	F.DI GIANNANTONI	1'31.785	1'31.920 (4)
4	M.MARQUEZ	30.262	R.FERNANDEZ	14.264	F.DI GIANNANT	26.160	F.DI GIANNANT	21.081	4	A.OGURA	1'31.801	1'31.850 (3)
5	F.BAGNAIA	30.313	P.ACOSTA	14.289	A.MARQUEZ	26.206	L.MARINI	21.157	5	M.MARQUEZ	1'31.990	1'31.990 (5)
6	E.BASTIANINI	30.320	A.OGURA	14.296	F.BAGNAIA	26.213	M.MARQUEZ	21.159	6	F.BAGNAIA	1'32.011	1'32.191 (8)
7	P.ACOSTA	30.341	F.DI GIANNANT	14.313	P.ACOSTA	26.215	F.QUARTARARO	21.183	7	P.ACOSTA	1'32.037	1'32.113 (6)
8	J.MARTIN	30.366	M.MARQUEZ	14.329	F.MORBIDELLI	26.226	P.ACOSTA	21.192	8	J.MARTIN	1'32.053	1'32.120 (7)
9	F.QUARTARARO	30.400	A.MARQUEZ	14.341	M.MARQUEZ	26.240	J.MARTIN	21.194	9	E.BASTIANINI	1'32.236	1'32.366 (11)
10	J.MIR	30.429	F.MORBIDELLI	14.359	J.MARTIN	26.245	F.BAGNAIA	21.242	10	L.MARINI	1'32.300	1'32.502 (13)
11	A.OGURA	30.431	L.MARINI	14.362	F.QUARTARARO	26.258	A.MARQUEZ	21.252	11	F.QUARTARARO	1'32.321	1'32.391 (12)
12	T.RAZGATLIOG	30.440	E.BASTIANINI	14.393	E.BASTIANINI	26.258	E.BASTIANINI	21.265	12	A.MARQUEZ	1'32.337	1'32.337 (9)
13	L.MARINI	30.445	T.RAZGATLIOG	14.422	D.MOREIRA	26.272	F.MORBIDELLI	21.290	13	F.MORBIDELLI	1'32.356	1'32.356 (10)
14	F.MORBIDELLI	30.481	J.MILLER	14.440	J.MILLER	26.297	M.VIÑALES	21.324	14	D.MOREIRA	1'32.637	1'32.684 (14)
15	D.MOREIRA	30.483	A.RINS	14.451	J.MIR	26.312	T.RAZGATLIOG	21.361	15	M.VIÑALES	1'32.646	1'32.776 (16)
16	M.VIÑALES	30.530	M.VIÑALES	14.453	L.MARINI	26.336	A.RINS	21.370	16	T.RAZGATLIOGLU	1'32.686	1'32.686 (15)
17	A.MARQUEZ	30.538	F.QUARTARARO	14.480	M.VIÑALES	26.339	D.MOREIRA	21.395	17	J.MIR	1'32.759	1'32.797 (18)
18	B.BINDER	30.564	D.MOREIRA	14.487	B.BINDER	26.341	J.MIR	21.400	18	A.RINS	1'32.786	1'32.790 (17)
19	J.MILLER	30.579	B.BINDER	14.523	A.RINS	26.385	B.BINDER	21.445	19	B.BINDER	1'32.873	1'33.012 (19)
20	A.RINS	30.580	J.MIR	14.618	T.RAZGATLIOG	26.463	J.MILLER	21.558	20	J.MILLER	1'32.874	1'33.289 (20)
21	A.FERNANDEZ	30.681	A.FERNANDEZ	14.811	A.FERNANDEZ	26.652	A.FERNANDEZ	21.703	21	A.FERNANDEZ	1'33.847	1'33.998 (21)
22	C.CRUTCHLOW	30.930	C.CRUTCHLOW	14.973	C.CRUTCHLOW	26.653	C.CRUTCHLOW	21.829	22	C.CRUTCHLOW	1'34.385	1'34.519 (22)

These data/results cannot be reproduced, stored and/or transmitted in whole or in part by any manner of electronic, mechanical, photocopying, recording, broadcasting or otherwise now known or herein after developed without the previous express consent by the copyright owner, except for reproduction in daily press and regular printed publications on sale to the public within 60 days of the event related to those data/results and always provided that copyright symbol appears together as follows below.

© MotoGP Sports Entertainment Group, 2026



TT Circuit Assen

4542 m.

FASTEST LAPS SEQUENCE

GRAND PRIX OF THE NETHERLANDS
TISSOT GRAND PRIX OF THE NETHERLANDS
FREE PRACTICE NR. 2

Practice Time	#	Rider	Nation	Motorcycle	Time	Km/h	Rider's Lap
3'12.386	49	Fabio DI GIANNANTONI	ITA	DUCATI	1'33.396	175.0	2
4'44.762	49	Fabio DI GIANNANTONI	ITA	DUCATI	1'32.376	177.0	3
6'16.682	49	Fabio DI GIANNANTONI	ITA	DUCATI	1'31.920	177.8	4
6'20.344	72	Marco BEZZECCHI	ITA	APRILIA	1'31.844	178.0	4
25'05.370	72	Marco BEZZECCHI	ITA	APRILIA	1'31.611	178.4	12

These data/results cannot be reproduced, stored and/or transmitted in whole or in part by any manner of electronic, mechanical, photocopying, recording, broadcasting or otherwise now known or herein after developed without the previous express consent by the copyright owner, except for reproduction in daily press and regular printed publications on sale to the public within 60 days of the event related to those data/results and always provided that copyright symbol appears together as follows below.

© MotoGP Sports Entertainment Group, 2026

Official MotoGP Timing by www.motogp.com

Assen, Saturday, June 27, 2026