

Automotodrom Brno 5403 m.

# CLASSIFICATION

## MONSTER ENERGY GRAND PRIX OF CZECHIA

### FREE PRACTICE NR. 2

#	Rider	Nation	Team	Motorcycle	Time	Lap Total	Gap	T. Speed
1	12 Filip SALAC	CZE	OnlyFans American Racing Team	KALEX	<b>1'57.978</b>	11 13		<b>267.9</b>
2	16 Joe ROBERTS	USA	OnlyFans American Racing Team	KALEX	<b>1'58.207</b>	8 13	0.229 0.229	<b>263.4</b>
3	13 Celestino VIETTI	ITA	HDR SpeedRS Team	BOSCOSCURO	<b>1'58.387</b>	12 13	0.409 0.180	<b>267.9</b>
4	80 David ALONSO	COL	CFMOTO Inde Aspar Team	KALEX	<b>1'58.406</b>	11 12	0.428 0.019	<b>268.6</b>
5	96 Daniel HOLGADO	SPA	CFMOTO Inde Aspar Team	KALEX	<b>1'58.435</b>	3 15	0.457 0.029	<b>265.3</b>
6	81 Senna AGIUS	AUS	LIQUI MOLY Dynavolt Intact GP	KALEX	<b>1'58.448</b>	10 13	0.470 0.013	<b>267.3</b>
7	18 Manuel GONZALEZ	SPA	LIQUI MOLY Dynavolt Intact GP	KALEX	<b>1'58.448</b>	11 12	0.470	<b>267.9</b>
8	4 Ivan ORTOLA	SPA	QJMOTOR - Exocom - MSI	KALEX	<b>1'58.460</b>	3 15	0.482 0.012	<b>267.3</b>
9	98 Jose Antonio RUEDA	SPA	Red Bull KTM Ajo	KALEX	<b>1'58.611</b>	4 14	0.633 0.151	<b>266.6</b>
10	11 Alex ESCRIG	SPA	KLINT Racing Team	FORWARD	<b>1'58.675</b>	13 15	0.697 0.064	<b>264.0</b>
11	28 Izan GUEVARA	SPA	BLU CRU Pramac Yamaha Moto2	BOSCOSCURO	<b>1'58.693</b>	12 12	0.715 0.018	<b>267.9</b>
12	95 Collin VEIJER	NED	Red Bull KTM Ajo	KALEX	<b>1'58.760</b>	4 15	0.782 0.067	<b>267.9</b>
13	84 Zonta VD GOORBERGH	NED	Momoven Idrofoglia RW Racing Team	KALEX	<b>1'58.848</b>	10 12	0.870 0.088	<b>265.3</b>
14	17 Daniel MUÑOZ	SPA	Italtrans Racing Team	KALEX	<b>1'58.960</b>	6 12	0.982 0.112	<b>263.4</b>
15	71 Ayumu SASAKI	JPN	Momoven Idrofoglia RW Racing Team	KALEX	<b>1'59.051</b>	8 11	1.073 0.091	<b>265.3</b>
16	53 Deniz ÖNCÜ	TUR	ELF Marc VDS Racing Team	BOSCOSCURO	<b>1'59.074</b>	4 15	1.096 0.023	<b>269.3</b>
17	72 Taiyo FURUSATO	JPN	Idemitsu Honda Team Asia	KALEX	<b>1'59.128</b>	8 13	1.150 0.054	<b>266.0</b>
18	3 Sergio GARCIA	SPA	ITALJET Gresini Moto2	KALEX	<b>1'59.145</b>	8 12	1.167 0.017	<b>266.6</b>
19	99 Adrian HUERTAS	SPA	Italtrans Racing Team	KALEX	<b>1'59.199</b>	12 12	1.221 0.054	<b>266.0</b>
20	85 Xabi ZURUTUZA	SPA	KLINT Racing Team	FORWARD	<b>1'59.326</b>	9 13	1.348 0.127	<b>268.6</b>
21	36 Angel PIQUERAS	SPA	QJMOTOR - Exocom - MSI	KALEX	<b>1'59.347</b>	9 12	1.369 0.021	<b>267.3</b>
22	32 Luca LUNETTA	ITA	HDR SpeedRS Team	BOSCOSCURO	<b>1'59.554</b>	11 12	1.576 0.207	<b>265.3</b>
23	44 Aron CANET	SPA	ELF Marc VDS Racing Team	BOSCOSCURO	<b>1'59.592</b>	13 13	1.614 0.038	<b>265.3</b>
24	54 Alberto FERRANDEZ	SPA	BLU CRU Pramac Yamaha Moto2	BOSCOSCURO	<b>1'59.776</b>	3 15	1.798 0.184	<b>267.3</b>
25	14 Tony ARBOLINO	ITA	REDS Fantic Racing	KALEX	<b>1'59.857</b>	11 13	1.879 0.081	<b>267.3</b>
26	40 Milan PAWELEC	POL	ITALJET Gresini Moto2	KALEX	<b>2'00.064</b>	12 12	2.086 0.207	<b>264.0</b>
27	22 Jacob ROULSTONE	AUS	Idemitsu Honda Team Asia	KALEX	<b>2'00.257</b>	15 15	2.279 0.193	<b>263.4</b>

Practice condition: Dry

Air: 26°

Humidity: 58%

Ground: 34°

<b>Fastest Lap:</b>	Lap: 11	<b>Filip SALAC</b>	<b>1'57.978</b>	164.8 Km/h
<b>Best Race Lap:</b>	2025	<b>Joe ROBERTS</b>	<b>1'59.468</b>	162.8 Km/h
<b>All-Time Lap Record:</b>	2026	<b>Filip SALAC</b>	<b>1'57.978</b>	164.8 Km/h

The results are provisional until the end of the limit for protest and appeals.

Time limit for protest expires 60' after publication of the results - ..... Time: **10:11**

These data/results cannot be reproduced, stored and/or transmitted in whole or in part by any manner of electronic, mechanical, photocopying, recording, broadcasting or otherwise now known or herein after developed without the previous express consent by the copyright owner, except for reproduction in daily press and regular printed publications on sale to the public within 60 days of the event related to those data/results and always provided that copyright symbol appears together as follows below.

© MotoGP Sports Entertainment Group, 2026

Official MotoGP Timing by

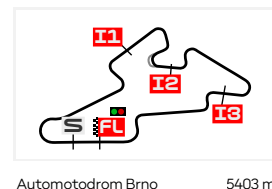
www.motogp.com

Brno, Saturday, June 20, 2026

# COMBINED PRACTICE TIMES

## MONSTER ENERGY GRAND PRIX OF CZECHIA

### FREE PRACTICE NR. 2



#	Rider	Nation	Team	Motorcycle	FP1	FP2	Gap
1	12 F.SALAC	CZE	OnlyFans American Racing Team	KALEX	1'58.721 15	<b>1'57.978</b> 11	
2	16 J.ROBERTS	USA	OnlyFans American Racing Team	KALEX	1'59.187 14	<b>1'58.207</b> 8	0.229 0.229
3	13 C.VIETTI	ITA	HDR SpeedRS Team	BOSCOSCURO	2'00.007 8	<b>1'58.387</b> 12	0.409 0.180
4	80 D.ALONSO	COL	CFMOTO Inde Aspar Team	KALEX	1'59.220 13	<b>1'58.406</b> 11	0.428 0.019
5	96 D.HOLGADO	SPA	CFMOTO Inde Aspar Team	KALEX	1'58.823 13	<b>1'58.435</b> 3	0.457 0.029
6	81 S.AGIUS	AUS	LIQUI MOLY Dynavolt Intact GP	KALEX	1'58.921 11	<b>1'58.448</b> 10	0.470 0.013
7	18 M.GONZALEZ	SPA	LIQUI MOLY Dynavolt Intact GP	KALEX	1'58.585 13	<b>1'58.448</b> 11	0.470
8	4 I.ORTOLA	SPA	QJMOTOR - Exocom - MSI	KALEX	1'59.503 15	<b>1'58.460</b> 3	0.482 0.012
9	98 J.RUEDA	SPA	Red Bull KTM Ajo	KALEX	1'59.127 15	<b>1'58.611</b> 4	0.633 0.151
10	11 A.ESCRIG	SPA	KLINT Racing Team	FORWARD	1'59.448 10	<b>1'58.675</b> 13	0.697 0.064
11	28 I.GUEVARA	SPA	BLU CRU Pramac Yamaha Moto2	BOSCOSCURO	1'59.248 15	<b>1'58.693</b> 12	0.715 0.018
12	95 C.VEIJER	NED	Red Bull KTM Ajo	KALEX	1'59.609 15	<b>1'58.760</b> 4	0.782 0.067
13	84 Z.VD GOORBERGH	NED	Momoven Idrofoglia RW Racing Team	KALEX	2'00.135 15	<b>1'58.848</b> 10	0.870 0.088
14	17 D.MUÑOZ	SPA	Italtrans Racing Team	KALEX	1'59.423 16	<b>1'58.960</b> 6	0.982 0.112
15	71 A.SASAKI	JPN	Momoven Idrofoglia RW Racing Team	KALEX	1'59.688 11	<b>1'59.051</b> 8	1.073 0.091
16	53 D.ÖNCÜ	TUR	ELF Marc VDS Racing Team	BOSCOSCURO	1'59.852 12	<b>1'59.074</b> 4	1.096 0.023
17	72 T.FURUSATO	JPN	Idemitsu Honda Team Asia	KALEX	2'00.086 6	<b>1'59.128</b> 8	1.150 0.054
18	3 S.GARCIA	SPA	ITALJET Gresini Moto2	KALEX	1'59.751 13	<b>1'59.145</b> 8	1.167 0.017
19	99 A.HUERTAS	SPA	Italtrans Racing Team	KALEX	1'59.883 10	<b>1'59.199</b> 12	1.221 0.054
20	85 X.ZURUTUZA	SPA	KLINT Racing Team	FORWARD	2'00.977 13	<b>1'59.326</b> 9	1.348 0.127
21	36 A.PIQUERAS	SPA	QJMOTOR - Exocom - MSI	KALEX	2'00.153 5	<b>1'59.347</b> 9	1.369 0.021
22	14 T.ARBOLINO	ITA	REDS Fantic Racing	KALEX	<b>1'59.547</b> 13	1'59.857 11	1.569 0.200
23	32 L.LUNETTA	ITA	HDR SpeedRS Team	BOSCOSCURO	2'00.312 15	<b>1'59.554</b> 11	1.576 0.007
24	44 A.CANET	SPA	ELF Marc VDS Racing Team	BOSCOSCURO	2'00.006 14	<b>1'59.592</b> 13	1.614 0.038
25	54 A.FERRANDEZ	SPA	BLU CRU Pramac Yamaha Moto2	BOSCOSCURO	1'59.854 13	<b>1'59.776</b> 3	1.798 0.184
26	40 M.PAWELEC	POL	ITALJET Gresini Moto2	KALEX		<b>2'00.064</b> 12	2.086 0.288
27	22 J.ROULSTONE	AUS	Idemitsu Honda Team Asia	KALEX	2'01.375 14	<b>2'00.257</b> 15	2.279 0.193

<b>Pole Position Record:</b>	2025	<b>Barry BALTUS</b>	<b>1'58.322</b>	164.3 Km/h
<b>Best Race Lap:</b>	2025	<b>Joe ROBERTS</b>	<b>1'59.468</b>	162.8 Km/h
<b>All Time Lap Record:</b>	2026	<b>Filip SALAC</b>	<b>1'57.978</b>	164.8 Km/h

The results are provisional until the end of the limit for protest and appeals.

Time limit for protest expires 60' after publication of the results - ..... **Jindrich HRNECEK** ..... Time: **10:11**

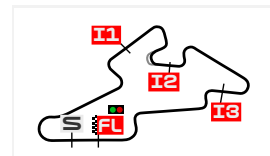
These data/results cannot be reproduced, stored and/or transmitted in whole or in part by any manner of electronic, mechanical, photocopying, recording, broadcasting or otherwise now known or herein after developed without the previous express consent by the copyright owner, except for reproduction in daily press and regular printed publications on sale to the public within 60 days of the event related to those data/results and always provided that copyright symbol appears together as follows below.

© MotoGP Sports Entertainment Group, 2026

Official MotoGP Timing by

www.motogp.com

Brno, Saturday, June 20, 2026



Automotodrom Brno

5403 m.

# TOP SPEED & AVERAGE

## MONSTER ENERGY GRAND PRIX OF CZECHIA

### FREE PRACTICE NR. 2

#	Rider	Nation	Motorcycle	Top 5 speeds					Average	Top
53	Deniz ÖNCÜ	TUR	BOSCOSCURO	269.3	266.6	266.0	265.3	265.3	266.2	<b>269.3</b>
80	David ALONSO	COL	KALEX	268.6	267.9	267.3	267.3	267.3	267.7	<b>268.6</b>
85	Xabi ZURUTUZA	SPA	FORWARD	268.6	267.3	266.6	266.0	264.7	265.9	<b>268.6</b>
12	Filip SALAC	CZE	KALEX	267.9	267.3	266.0	264.7	264.7	265.9	<b>267.9</b>
13	Celestino VIETTI	ITA	BOSCOSCURO	267.9	267.3	267.3	267.3	266.6	267.3	<b>267.9</b>
18	Manuel GONZALEZ	SPA	KALEX	267.9	267.3	266.0	265.3	264.7	265.8	<b>267.9</b>
28	Izan GUEVARA	SPA	BOSCOSCURO	267.9	267.9	267.9	267.3	266.6	267.4	<b>267.9</b>
95	Collin VEIJER	NED	KALEX	267.9	267.9	267.9	267.3	267.3	267.6	<b>267.9</b>
4	Ivan ORTOLA	SPA	KALEX	267.3	266.0	266.0	264.7	264.0	265.1	<b>267.3</b>
14	Tony ARBOLINO	ITA	KALEX	267.3	266.6	266.6	266.6	265.3	266.3	<b>267.3</b>
36	Angel PIQUERAS	SPA	KALEX	267.3	266.6	265.3	264.7	264.0	265.3	<b>267.3</b>
54	Alberto FERRANDEZ	SPA	BOSCOSCURO	267.3	267.3	266.6	266.0	265.3	266.5	<b>267.3</b>
81	Senna AGIUS	AUS	KALEX	267.3	266.0	265.3	264.7	264.0	265.5	<b>267.3</b>
3	Sergio GARCIA	SPA	KALEX	266.6	265.3	265.3	264.7	264.0	265.2	<b>266.6</b>
98	Jose Antonio RUEDA	SPA	KALEX	266.6	266.6	266.0	265.3	265.3	265.7	<b>266.6</b>
72	Taiyo FURUSATO	JPN	KALEX	266.0	266.0	265.3	265.3	264.7	265.5	<b>266.0</b>
99	Adrian HUERTAS	SPA	KALEX	266.0	265.3	264.7	264.0	263.4	264.5	<b>266.0</b>
32	Luca LUNETTA	ITA	BOSCOSCURO	265.3	264.0	264.0	263.4	263.4	263.9	<b>265.3</b>
44	Aron CANET	SPA	BOSCOSCURO	265.3	264.7	264.7	262.1	262.1	263.2	<b>265.3</b>
71	Ayumu SASAKI	JPN	KALEX	265.3	264.7	264.0	262.7	262.1	263.5	<b>265.3</b>
84	Zonta VD GOORBERGH	NED	KALEX	265.3	265.3	264.7	264.7	264.7	264.9	<b>265.3</b>
96	Daniel HOLGADO	SPA	KALEX	265.3	265.3	265.3	264.7	264.7	265.0	<b>265.3</b>
11	Alex ESCRIG	SPA	FORWARD	264.0	264.0	263.4	263.4	263.4	263.6	<b>264.0</b>
40	Milan PAWELEC	POL	KALEX	264.0	262.7	261.5	261.5	261.5	262.2	<b>264.0</b>
16	Joe ROBERTS	USA	KALEX	263.4	263.4	262.7	262.7	262.1	262.5	<b>263.4</b>
17	Daniel MUÑOZ	SPA	KALEX	263.4	262.7	262.1	261.5	261.5	261.9	<b>263.4</b>
22	Jacob ROULSTONE	AUS	KALEX	263.4	263.4	263.4	263.4	262.7	263.1	<b>263.4</b>

These data/results cannot be reproduced, stored and/or transmitted in whole or in part by any manner of electronic, mechanical, photocopying, recording, broadcasting or otherwise now known or herein after developed without the previous express consent by the copyright owner, except for reproduction in daily press and regular printed publications on sale to the public within 60 days of the event related to those data/results and always provided that copyright symbol appears together as follows below.

© MotoGP Sports Entertainment Group, 2026

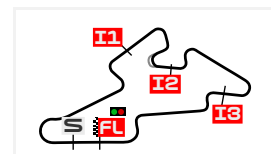
Official MotoGP Timing by [www.motogp.com](http://www.motogp.com)

Brno, Saturday, June 20, 2026

# CHRONOLOGICAL ANALYSIS OF PERFORMANCES

## MONSTER ENERGY GRAND PRIX OF CZECHIA

### FREE PRACTICE NR. 2



Automotodrom Brno 5403 m.

\* Lap / Sector time cancelled  
P Crossing the finish line in pit lane

T1 Time from finish line to 1st intermediate  
T2 Time from 1st intermed. to 2nd intermed.

T3 Time from 2nd intermed. to 3rd intermed.  
T4 Time from 3rd intermediate to finish line

Lap	Lap Time	T1	T2	T3	T4	Speed	Lap	Lap Time	T1	T2	T3	T4	Speed		
<b>1st</b>	<b>12</b>	<b>Filip SALAC</b>					OnlyFans American Rac CZE	10	1'58.863 *	36.807	22.597	28.299 *	31.160	263.4	
		Runs=2	Total laps=13	Full laps=10	Valid laps=10		11	<b>1'58.652</b>	36.728	22.672	28.178	31.074	266.6		
1	2'54.287	42.840	24.655	29.404	31.729		12	<b>1'58.387</b>	36.734	22.584	28.125	30.944	265.3		
2	<b>1'59.341</b>	37.105	22.686	28.407	31.143	261.5	13	<b>1'58.643</b>	36.604	22.590	28.238	31.211	267.3		
3	<b>1'59.337</b>	36.969	22.662	28.494	31.212	262.7									
4	<b>1'59.271</b>	37.231	22.649	28.205	31.186	262.7									
5	<b>1'59.002</b>	36.802	22.732	28.356	31.112	266.0									
6	<b>1'59.128</b>	36.937	22.707	28.426	31.058	264.0									
7	<b>1'58.792</b>	36.858	22.624	28.295	31.015	264.7									
8	<b>2'00.191</b>	36.967	22.808	28.474	31.942	267.9									
9	2'12.947 P	36.738	22.775	28.341	45.093	267.3									
10	5'10.538 *	48.125	23.244	29.270 *	31.439										
11	<b>1'57.978</b>	36.693	22.390	28.035	30.860	261.5									
12	<b>2'08.251</b>	44.196	23.576	28.884	31.595	264.7									
13	<b>1'58.372</b>	36.694	22.522	28.148	31.008	264.7									
<b>4th</b>	<b>80</b>	<b>David ALONSO</b>					CFMOTO Inde Aspar T COL								
		Runs=2	Total laps=12	Full laps=9	Valid laps=9										
1	2'39.063	40.668	23.805	30.107	31.639										
2	<b>1'59.087</b>	36.930	22.704	28.239	31.214	264.7									
3	<b>1'58.525</b>	36.624	22.621	28.266	31.014	267.3									
4	<b>1'59.092</b>	36.727	22.705	28.476	31.184	267.3									
5	<b>1'58.830</b>	36.787	22.713	28.309	31.021	268.6									
6	<b>1'58.924</b>	36.737	22.709	28.393	31.085	267.9									
7	2'09.014 P	36.786	22.776	28.345	41.107	267.3									
8	8'28.829	46.158	22.983	28.570	31.080										
9	<b>1'58.834</b>	36.714	22.644	28.532	30.944	265.3									
10	<b>1'58.448</b>	36.676	22.563	28.196	31.013	265.3									
11	<b>1'58.406</b>	36.605	22.576	28.244	30.981	265.3									
12	<b>1'58.576</b>	36.613	22.635	28.314	31.014	266.6									
<b>5th</b>	<b>96</b>	<b>Daniel HOLGADO</b>					CFMOTO Inde Aspar T SPA								
		Runs=1	Total laps=15	Full laps=14	Valid laps=13										
1	2'15.146	37.707	23.465	29.063	31.665										
2	<b>1'58.793</b>	36.767	22.658	28.262	31.106	264.0									
3	<b>1'58.435</b>	36.669	22.588	28.216	30.962	265.3									
4	<b>1'59.409</b>	36.618	23.283	28.335	31.173	265.3									
5	<b>1'58.700</b>	36.836	22.627	28.251	30.986	264.0									
6	<b>1'58.712</b>	36.738	22.678	28.319	30.977	264.0									
7	<b>1'58.516</b>	36.620	22.657	28.210	31.029	264.7									
8	<b>1'58.593</b>	36.660	22.604	28.232	31.097	264.7									
9	<b>1'58.822</b>	36.798	22.652	28.277	31.095	264.7									
10	1'58.860 *	36.821 *	22.689	28.302	31.048	264.0									
11	<b>1'59.036</b>	36.829	22.764	28.355	31.088	264.0									
12	<b>1'59.009</b>	36.868	22.764	28.385	30.992	264.0									
13	<b>1'59.259</b>	36.925	22.776	28.410	31.148	262.7									
14	<b>1'59.180</b>	36.879	22.857	28.389	31.055	265.3									
15	<b>2'04.325</b>	36.985	26.521	28.833	31.986	264.0									
<b>6th</b>	<b>81</b>	<b>Senna AGIUS</b>					LIQUI MOLY Dynavolt AUS								
		Runs=2	Total laps=13	Full laps=10	Valid laps=9										
1	2'30.508	38.054	23.435	29.026	31.597										
2	<b>1'59.484</b>	37.128	22.741	28.449	31.166	263.4									
3	<b>2'00.685</b>	37.025	22.930	28.599	32.131	267.3									

<b>Fastest Lap:</b> Filip SALAC	CZE	OnlyFans American Racing Team	<b>1'57.978</b>	36.693	22.390	28.035	30.860
---------------------------------	-----	-------------------------------	-----------------	--------	--------	--------	--------

These data/results cannot be reproduced, stored and/or transmitted in whole or in part by any manner of electronic, mechanical, photocopying, recording, broadcasting or otherwise now known or herein after developed without the previous express consent by the copyright owner, except for reproduction in daily press and regular printed publications on sale to the public within 60 days of the event related to those data/results and always provided that copyright symbol appears together as follows below.

© MotoGP Sports Entertainment Group, 2026

Official MotoGP Timing by

www.motogp.com

Brno, Saturday, June 20, 2026

## Free Practice Nr. 2

Moto2™

Lap	Lap Time	T1	T2	T3	T4	Speed	Lap	Lap Time	T1	T2	T3	T4	Speed
4	<b>1'59.342</b>	37.062	22.711	28.375	31.194	260.8	10	1'59.473 *	36.952 *	22.735	28.574	31.212	264.7
5	<b>1'59.029</b>	36.992	22.605	28.359	31.073	265.3	11	<b>1'59.429</b>	37.031	22.815	28.368	31.215	265.3
6	<b>1'59.256</b>	36.930	22.596	28.498	31.232	261.5	12	4'04.282 *	37.005 *	22.789	2'26.410	38.078 *	266.0
7	<b>1'59.075</b>	36.918	22.629	28.355	31.173	262.7	13	<b>2'01.167</b>	37.957	23.055	28.840	31.315	259.6
8	2'09.115 P	37.030	22.642	28.453	40.990	263.4	14	<b>1'59.612</b>	36.980	22.845	28.556	31.231	263.4
9	7'17.596	38.374	22.997	28.526	31.199								
10	<b>1'58.448</b>	36.729	<b>22.504</b>	<b>28.234</b>	30.981	261.5							
11	<b>1'58.469</b>	<b>36.663</b>	22.624	28.260	<b>30.922</b>	264.7							
12	1'58.852 *	36.824	22.572	28.356 *	31.100 *	264.0							
13	<b>1'58.758</b>	36.812	22.557	28.300	31.089	266.0							
<b>7th 18 Manuel GONZALEZ</b> LIQUI MOLY Dynavolt SPA Runs=2 Total laps=12 Full laps=9 Valid laps=8							<b>10th 11 Alex ESCRIG</b> KLINT Racing Team SPA Runs=1 Total laps=15 Full laps=14 Valid laps=13						
1	2'09.414	38.144	23.478	29.317	31.620		1	2'54.628	43.643	25.366	30.001	31.560	
2	<b>1'59.314</b>	36.973	22.765	28.423	31.153	263.4	2	<b>1'59.202</b>	36.939	22.665	28.481	31.117	262.1
3	<b>1'58.935</b>	36.884	22.688	28.281	31.082	264.0	3	<b>2'03.376</b>	37.583	25.722	28.770	31.301	262.7
4	<b>1'58.804</b>	36.800	22.602	28.288	31.114	264.7	4	<b>1'59.086</b>	36.881	22.629	28.395	31.181	263.4
5	<b>1'59.019</b>	36.849	22.666	28.428	31.076	264.7	5	<b>1'59.216</b>	36.871	22.723	28.460	31.162	263.4
6	<b>1'59.130</b>	36.952	22.726	28.399	31.053	264.7	6	<b>2'04.483</b>	37.411	23.218	31.426	32.428	263.4
7	<b>1'58.927</b>	36.872	22.688	28.370	30.997	266.0	7	<b>1'59.566</b>	37.172	22.687	28.469	31.238	261.5
8	2'13.133 P	38.442	23.859	29.802	41.030	264.0	8	<b>1'59.321</b>	36.925	22.769	28.525	31.102	261.5
9	8'15.170 *	54.696	23.201	31.053 *	34.979		9	<b>1'59.117</b>	36.878	22.675	28.390	31.174	262.7
10	2'01.683 *	36.812	<b>22.569</b>	28.313 *	33.989	265.3	10	<b>2'09.682</b>	36.901	26.856	32.482	33.443	262.1
11	<b>1'58.448</b>	36.715	22.619	28.250	<b>30.864</b>	<b>267.9</b>	11	<b>2'04.248</b>	41.494	23.031	28.526	31.197	258.9
12	<b>1'58.530</b>	<b>36.711</b>	22.641	<b>28.228</b>	30.950	267.3	12	<b>1'59.006</b>	36.866	22.718	28.438	<b>30.984</b>	<b>264.0</b>
							13	<b>1'58.675</b>	<b>36.770</b>	<b>22.584</b>	<b>28.298</b>	31.023	263.4
							14	1'59.137 *	36.860 *	22.781	28.400	31.096	262.1
							15	<b>1'59.121</b>	36.957	22.618	28.431	31.115	264.0
<b>8th 4 Ivan ORTOLA</b> QJMOTOR - Exocom - SPA Runs=1 Total laps=15 Full laps=14 Valid laps=9							<b>11th 28 Izan GUEVARA</b> BLU CRU Pramac Yama SPA Runs=2 Total laps=12 Full laps=9 Valid laps=9						
1	2'56.191	43.081	24.677	29.500	32.207		1	2'39.350	39.578	23.765	30.000	31.787	
2	<b>1'58.508</b>	36.726	22.488	28.273	31.021	263.4	2	<b>1'59.328</b>	37.054	22.780	28.409	31.085	266.0
3	<b>1'58.460</b>	36.820	<b>22.440</b>	28.326	<b>30.874</b>	264.0	3	<b>1'58.755</b>	<b>36.738</b>	22.638	28.363	<b>31.016</b>	267.3
4	<b>1'58.725</b>	36.760	22.564	28.318	31.083	266.0	4	<b>1'58.987</b>	36.813	22.678	28.435	31.061	266.6
5	<b>2'00.265</b>	36.917	23.850	28.450	31.048	262.7	5	<b>1'58.925</b>	36.758	22.738	28.408	31.021	<b>267.9</b>
6	<b>1'58.555</b>	36.761	22.589	28.286	30.919	264.7	6	<b>1'59.229</b>	37.051	22.702	28.426	31.050	267.9
7	<b>1'58.672</b>	36.851	22.564	<b>28.248</b>	31.009	266.0	7	<b>1'59.362</b>	36.914	22.841	28.391	31.216	266.6
8	1'59.519 *	<b>36.690</b>	23.102	28.359	31.368 *	<b>267.3</b>	8	2'09.787 P	36.962	22.886	28.502	41.437	264.7
9	<b>1'59.592</b>	37.029	22.738	28.416	31.409	262.7	9	7'45.884 *	38.795	23.030	30.273 *	31.558	
10	1'59.274 *	36.940	22.700 *	28.515	31.119	262.7	10	<b>2'01.783</b>	36.939	25.127	28.545	31.172	264.0
11	2'00.754 *	37.049	22.761	28.586	32.358 *	262.1	11	<b>2'02.999</b>	36.858	25.011	29.525	31.605	266.0
12	2'03.065 *	37.407	22.797	30.908 *	31.953	264.0	12	<b>1'58.693</b>	36.832	<b>22.633</b>	<b>28.209</b>	31.019	267.9
13	2'01.279 *	37.213	23.495	29.113 *	31.458 *	262.1							
14	<b>2'00.233</b>	37.274	22.840	28.637	31.482	263.4							
15	<b>2'01.400</b>	38.012	22.923	28.852	31.613	264.0							
<b>9th 98 Jose Antonio RUEDA</b> Red Bull KTM Ajo SPA Runs=1 Total laps=14 Full laps=13 Valid laps=11							<b>12th 95 Collin VEIJER</b> Red Bull KTM Ajo NED Runs=1 Total laps=15 Full laps=14 Valid laps=13						
1	2'15.638	38.651	23.224	28.880	31.868		1	2'57.124	41.726	24.307	31.358	32.174	
2	<b>1'59.002</b>	36.889	22.680	28.337	31.096	265.3	2	<b>1'59.182</b>	36.886	22.789	28.379	31.128	265.3
3	<b>1'58.824</b>	36.709	<b>22.622</b>	28.283	31.210	<b>266.6</b>	3	<b>1'58.843</b>	36.736	22.657	28.280	31.170	266.0
4	<b>1'58.611</b>	<b>36.686</b>	22.639	<b>28.268</b>	31.018	264.7	4	<b>1'58.760</b>	36.779	22.625	<b>28.244</b>	31.112	267.3
5	<b>1'58.887</b>	36.817	22.678	28.291	31.101	264.7	5	<b>1'58.969</b>	36.857	22.697	28.327	31.088	266.6
6	<b>1'58.895</b>	36.788	22.660	28.391	31.056	266.6	6	<b>1'58.890</b>	36.806	<b>22.607</b>	28.354	31.123	<b>267.9</b>
7	<b>1'58.843</b>	36.763	22.728	28.348	<b>31.004</b>	265.3	7	<b>1'58.796</b>	<b>36.716</b>	22.687	28.312	<b>31.081</b>	267.3
8	<b>1'59.123</b>	36.848	22.753	28.379	31.143	265.3	8	<b>1'59.247</b>	36.761	22.806	28.416	31.264	267.3
9	<b>1'59.344</b>	36.917	22.811	28.401	31.215	265.3	9	<b>1'59.623</b>	36.869	22.808	28.503	31.443	267.9
							10	<b>1'59.663</b>	36.981	22.881	28.599	31.202	264.7
							11	<b>2'00.139</b>	37.121	23.120	28.526	31.372	266.6
							12	2'03.454 *	37.154	22.920	31.260 *	32.120	266.6
							13	<b>2'00.260</b>	37.095	22.990	28.779	31.396	266.0
							14	<b>2'00.494</b>	37.371	23.011	28.646	31.466	265.3
<b>Fastest Lap: Filip SALAC</b> CZE OnlyFans American Racing Team <b>1'57.978</b> 36.693 22.390 28.035 30.860													

These data/results cannot be reproduced, stored and/or transmitted in whole or in part by any manner of electronic, mechanical, photocopying, recording, broadcasting or otherwise now known or herein after developed without the previous express consent by the copyright owner, except for reproduction in daily press and regular printed publications on sale to the public within 60 days of the event related to those data/results and always provided that copyright symbol appears together as follows below.

© MotoGP Sports Entertainment Group, 2026

Official MotoGP Timing by  TISSOT

www.motogp.com

Brno, Saturday, June 20, 2026

Page 2 of 5



## Free Practice Nr. 2

## Moto2™

Lap	Lap Time	T1	T2	T3	T4	Speed
15	<b>2'00.440</b>	37.126	23.057	28.704	31.553	267.9
<b>13th</b>	<b>84</b>	<b>Zonta VD GOORBERGH</b>		Momoven Idrofoglia R	NED	
		Runs=2	Total laps=12	Full laps=9	Valid laps=8	
1	2'29.183	39.464	23.837	29.213	31.598	
2	<b>2'00.507</b>	37.246	22.988	28.914	31.359	264.7
3	<b>1'59.745</b>	37.104	22.804	28.585	31.252	265.3
4	<b>1'59.114</b>	36.930	22.593	28.410	31.181	264.0
5	<b>1'59.286</b>	36.892	22.727	28.517	31.150	264.7
6	2'42.465 P	1'01.300	28.672	30.257	42.236	265.3
7	8'12.584	39.074	23.248	28.571	31.376	
8	<b>1'58.871</b>	36.894	22.490	28.344	31.143	262.7
9	<b>1'58.974</b>	36.872	22.612	28.363	31.127	262.7
10	<b>1'58.848</b>	36.810	22.576	28.340	31.122	263.4
11	<b>2'03.314</b>	37.373	25.416	28.957	31.568	263.4
12	1'59.009 *	36.826	22.530 *	28.362	31.291	264.7
<b>14th</b>	<b>17</b>	<b>Daniel MUÑOZ</b>		Italtrans Racing Team	SPA	
		Runs=2	Total laps=12	Full laps=9	Valid laps=6	
1	2'04.578	41.031	23.413	29.002	31.601	
2	<b>1'59.856</b>	37.200	22.856	28.497	31.303	261.5
3	<b>1'59.542</b>	37.141	22.683	28.478	31.240	261.5
4	<b>1'59.074</b>	36.893	22.634	28.371	31.176	263.4
5	1'59.038 *	36.894	22.606	28.435 *	31.103	261.5
6	<b>1'58.960</b>	36.810	22.621	28.399	31.130	261.5
7	2'03.254 *	37.118	23.887 *	30.910	31.339	262.7
8	2'12.190 P	37.211	23.564	29.542	41.873	261.5
9	9'29.839	38.255	23.016	28.804	33.714	
10	1'59.221 *	36.869	22.693	28.420	31.239 *	261.5
11	<b>1'59.100</b>	36.867	22.683	28.384	31.166	260.2
12	<b>1'59.019</b>	36.807	22.672	28.369	31.171	262.1
<b>15th</b>	<b>71</b>	<b>Ayumu SASAKI</b>		Momoven Idrofoglia R	JPN	
		Runs=2	Total laps=11	Full laps=8	Valid laps=8	
1	2'27.137	40.749	23.625	29.066	31.771	
2	<b>2'00.137</b>	37.380	22.863	28.522	31.372	262.1
3	<b>1'59.991</b>	37.280	22.838	28.501	31.372	262.1
4	<b>1'59.926</b>	37.226	22.854	28.531	31.315	261.5
5	<b>1'59.746</b>	37.122	22.802	28.581	31.241	261.5
6	2'14.931 P	40.157	23.803	29.321	41.650	260.2
7	9'21.507	39.256	22.975	29.330	31.237	
8	<b>1'59.051</b>	36.802	22.703	28.424	31.122	265.3
9	<b>1'59.194</b>	36.954	22.726	28.382	31.132	264.0
10	<b>1'59.376</b>	36.886	22.843	28.480	31.167	264.7
11	<b>2'02.728</b>	38.335	23.579	29.183	31.631	262.7
<b>16th</b>	<b>53</b>	<b>Deniz ÖNCÜ</b>		ELF Marc VDS Racing T	TUR	
		Runs=1	Total laps=15	Full laps=14	Valid laps=9	
1	2'21.090	38.440	23.751	28.627	31.984	
2	1'59.552 *	37.095 *	22.768	28.477	31.212	264.0
3	<b>1'59.300</b>	36.970	22.791	28.351	31.188	264.0
4	<b>1'59.074</b>	36.895	22.667	28.357	31.155	266.6
5	<b>1'59.083</b>	36.897	22.687	28.357	31.142	265.3
6	<b>1'59.330</b>	36.944	22.661	28.440	31.285	265.3
7	<b>1'59.400</b>	36.996	22.795	28.411	31.198	264.0

Lap	Lap Time	T1	T2	T3	T4	Speed
8	<b>2'00.446</b>	37.506	22.889	28.603	31.448	269.3
9	<b>1'59.786</b>	37.159	22.904	28.488	31.235	264.7
10	2'02.706 *	39.534 *	23.177	28.626	31.369	263.4
11	<b>1'59.516</b>	36.991	22.736	28.480	31.309	264.0
12	2'11.078 *	37.183	25.325	36.848 *	31.722	265.3
13	1'59.874 *	37.085 *	23.049	28.453	31.287	264.7
14	<b>2'03.779</b>	37.235	26.098	29.048	31.398	265.3
15	2'00.257 *	37.148	22.897	28.724 *	31.488	266.0
<b>17th</b>	<b>72</b>	<b>Taiyo FURUSATO</b>		Idemitsu Honda Team	JPN	
		Runs=2	Total laps=13	Full laps=10	Valid laps=9	
1	2'27.417	40.932	24.208	29.304	32.204	
2	<b>2'00.627</b>	37.611	23.007	28.608	31.401	260.2
3	<b>1'59.972</b>	37.169	22.816	28.639	31.348	266.0
4	<b>1'59.689</b>	37.031	22.852	28.584	31.222	265.3
5	2'13.322 P	37.253 *	24.959	28.939	42.171	266.0
6	5'38.078	40.467	23.119	28.706	31.469	
7	<b>1'59.499</b>	37.124	22.708	28.514	31.153	264.0
8	<b>1'59.128</b>	36.807	22.709	28.505	31.107	264.7
9	<b>1'59.368</b>	36.992	22.721	28.530	31.125	262.7
10	2'03.407 *	37.167 *	25.323	29.435 *	31.482	263.4
11	<b>1'59.922</b>	37.113	22.802	28.640	31.367	261.5
12	<b>1'59.861</b>	37.065	22.897	28.727	31.172	262.7
13	<b>1'59.736</b>	36.973	22.875	28.659	31.229	265.3
<b>18th</b>	<b>3</b>	<b>Sergio GARCIA</b>		ITALJET Gresini Moto2	SPA	
		Runs=2	Total laps=12	Full laps=9	Valid laps=9	
1	2'15.503	39.919	24.580	30.524	31.951	
2	<b>1'59.922</b>	37.289	22.845	28.619	31.169	263.4
3	<b>1'59.641</b>	37.077	22.713	28.574	31.277	266.6
4	<b>1'59.525</b>	36.891	22.787	28.552	31.295	264.7
5	2'10.514 P	37.012	23.103	28.773	41.626	264.0
6	7'40.937	44.219	26.934	28.749	31.252	
7	<b>1'59.215</b>	37.136	22.612	28.333	31.134	262.7
8	<b>1'59.145</b>	36.782	22.693	28.370	31.300	265.3
9	<b>1'59.428</b>	37.027	22.678	28.458	31.265	262.7
10	<b>2'09.082</b>	41.419	25.830	30.241	31.592	261.5
11	<b>1'59.306</b>	36.930	22.717	28.442	31.217	265.3
12	<b>1'59.332</b>	36.863	22.846	28.439	31.184	263.4
<b>19th</b>	<b>99</b>	<b>Adrian HUERTAS</b>		Italtrans Racing Team	SPA	
		Runs=2	Total laps=12	Full laps=9	Valid laps=7	
1	2'45.496	42.209	24.209	29.127	31.844	
2	<b>2'01.264</b>	37.699	23.064	28.763	31.738	260.8
3	<b>2'06.973</b>	37.530	23.038	28.798	37.607	260.8
4	<b>2'00.134</b>	37.326	22.800	28.567	31.441	264.0
5	<b>1'59.473</b>	37.124	22.726	28.387	31.236	262.1
6	<b>2'00.152</b>	37.230	22.887	28.550	31.485	264.7
7	2'12.977 P	39.216	23.246	29.222	41.293	262.1
8	7'01.032	41.312	22.885	28.579	31.205	
9	2'05.445 *	39.569	24.448	30.049 *	31.379	263.4
10	<b>1'59.311</b>	36.956	22.686	28.427	31.242	265.3
11	2'06.966 *	37.249 *	23.585	32.908	33.224	263.4
12	<b>1'59.199</b>	36.998	22.727	28.366	31.108	266.0

**Fastest Lap:** Filip SALAC CZE OnlyFans American Racing Team **1'57.978** 36.693 22.390 28.035 30.860

These data/results cannot be reproduced, stored and/or transmitted in whole or in part by any manner of electronic, mechanical, photocopying, recording, broadcasting or otherwise now known or herein after developed without the previous express consent by the copyright owner, except for reproduction in daily press and regular printed publications on sale to the public within 60 days of the event related to those data/results and always provided that copyright symbol appears together as follows below.

© MotoGP Sports Entertainment Group, 2026

Official MotoGP Timing by  TISSOT

www.motogp.com

Brno, Saturday, June 20, 2026

Page 3 of 5

## Free Practice Nr. 2

Moto2™

Lap	Lap Time	T1	T2	T3	T4	Speed
<b>20th</b>	<b>85</b>	<b>Xabi ZURUTUZA</b>		KLINT Racing Team		SPA
		Runs=2	Total laps=13	Full laps=10	Valid laps=7	
1	2'11.037	40.197	23.608	29.182	31.803	
2	<b>2'00.671</b>	37.317	23.044	28.737	31.573	264.7
3	<b>2'03.907</b>	37.444	26.002	29.234	31.227	263.4
4	<b>2'00.276</b>	37.162	22.947	28.733	31.434	267.3
5	<b>2'00.199</b>	37.056	22.962	28.695	31.486	264.7
6	<b>2'00.574</b>	37.171	22.861	28.889	31.653	264.7
7	2'13.219 P	37.395	24.420	29.333	42.071	266.0
8	6'18.325 *	38.884	24.030	28.572 *	31.328	
9	<b>1'59.326</b>	<b>36.873</b>	<b>22.711</b>	<b>28.530</b>	<b>31.212</b>	262.1
10	2'04.373 *	38.621 *	22.923	31.090 *	31.739	262.1
11	2'01.366 *	37.011	23.120 *	29.720	31.515	264.7
12	2'00.339 *	37.137	23.145	28.677	31.380 *	266.6
13	<b>2'00.301</b>	37.080	23.035	28.686	31.500	<b>268.6</b>

Lap	Lap Time	T1	T2	T3	T4	Speed
<b>21st</b>	<b>36</b>	<b>Angel PIQUERAS</b>		QJMOTOR - Exocom -		SPA
		Runs=2	Total laps=12	Full laps=9	Valid laps=9	
1	2'34.019	39.092	23.535	29.062	31.664	
2	<b>2'01.475</b>	37.966	23.083	28.841	31.585	263.4
3	<b>2'00.217</b>	37.221	22.873	28.719	31.404	264.7
4	<b>2'00.003</b>	37.198	22.854	28.636	31.315	263.4
5	<b>1'59.576</b>	37.041	22.764	<b>28.527</b>	<b>31.244</b>	265.3
6	2'12.172 P	37.400	23.230	29.330	42.212	<b>267.3</b>
7	7'17.438	40.702	24.261	28.810	31.274	
8	<b>2'01.861</b>	37.025	23.095	30.452	31.289	263.4
9	<b>1'59.347</b>	<b>36.808</b>	<b>22.699</b>	28.529	31.311	266.6
10	<b>2'00.165</b>	37.195	22.942	28.745	31.283	261.5
11	<b>2'06.798</b>	39.545	24.408	31.354	31.491	264.0
12	<b>1'59.912</b>	37.056	22.897	28.629	31.330	264.0

Lap	Lap Time	T1	T2	T3	T4	Speed
<b>22nd</b>	<b>32</b>	<b>Luca LUNETTA</b>		HDR SpeedRS Team		ITA
		Runs=2	Total laps=12	Full laps=9	Valid laps=7	
1	2'10.719	38.247	23.400	29.156	31.810	
2	<b>2'00.890</b>	37.397	23.026	28.794	31.673	262.7
3	2'01.870 *	37.329	24.202 *	28.866	31.473	262.1
4	<b>2'00.766</b>	37.353	23.033	28.799	31.581	262.7
5	<b>2'01.253</b>	37.287	23.270	28.932	31.764	263.4
6	<b>2'01.038</b>	37.300	23.042	28.958	31.738	264.0
7	<b>2'00.049</b>	37.183	22.908	28.555	31.403	<b>265.3</b>
8	2'10.672 P	37.319	23.042	28.739	41.572	263.4
9	8'54.686	38.528	23.811	28.827	31.423	
10	<b>1'59.698</b>	37.012	22.825	<b>28.487</b>	31.374	263.4
11	<b>1'59.554</b>	36.999	22.781	28.530	<b>31.244</b>	262.7
12	2'00.670 *	<b>36.928</b>	<b>22.775</b>	29.096 *	31.871	264.0

Lap	Lap Time	T1	T2	T3	T4	Speed
<b>23rd</b>	<b>44</b>	<b>Aron CANET</b>		ELF Marc VDS Racing T		SPA
		Runs=2	Total laps=13	Full laps=10	Valid laps=9	
1	2'39.534	38.524	23.871	29.275	31.835	
2	<b>1'59.679</b>	36.977	22.814	<b>28.500</b>	31.388	<b>265.3</b>
3	<b>1'59.891</b>	<b>36.895</b>	22.879	28.593	31.524	264.7
4	<b>2'00.447</b>	37.262	23.058	28.640	31.487	262.1
5	<b>2'08.242</b>	37.357	30.166	29.263	31.456	262.1
6	<b>2'00.466</b>	37.380	22.952	28.658	31.476	261.5
7	<b>2'00.618</b>	37.279	23.031	28.726	31.582	262.1

Lap	Lap Time	T1	T2	T3	T4	Speed
8	2'14.801 P	39.635	23.470	29.219	42.477	262.1
9	5'24.562	39.082	22.941	28.558	31.533	
10	2'00.040 *	37.035	22.833	28.630 *	31.542	261.5
11	<b>1'59.981</b>	37.150	22.814	28.538	31.479	261.5
12	<b>2'06.734</b>	41.153	24.516	29.258	31.807	262.1
13	<b>1'59.592</b>	36.924	<b>22.762</b>	28.540	<b>31.366</b>	264.7

Lap	Lap Time	T1	T2	T3	T4	Speed
<b>24th</b>	<b>54</b>	<b>Alberto FERRANDEZ</b>		BLU CRU Pramac Yama		SPA
		Runs=1	Total laps=15	Full laps=14	Valid laps=8	
1	2'15.654	37.369	23.547	28.877	31.946	
2	<b>2'00.053</b>	37.292	23.028	28.541	31.192	<b>267.3</b>
3	<b>1'59.776</b>	<b>37.069</b>	22.835	28.592	31.280	266.0
4	1'59.920 *	37.176	22.896	28.616 *	31.232	264.0
5	<b>2'00.186</b>	37.284	22.815	28.527	31.560	263.4
6	2'01.141 *	37.109	22.899	28.671	32.462 *	267.3
7	2'00.026 *	37.241	<b>22.808</b>	28.627 *	31.350	265.3
8	<b>2'00.879</b>	37.624	23.134	28.686	31.435	266.6
9	<b>1'59.785</b>	37.209	22.824	<b>28.499</b>	31.253	264.7
10	2'03.578 *	39.768	23.247 *	29.000	31.563	264.0
11	1'59.944 *	37.236	22.959 *	28.573	<b>31.176</b>	261.5
12	1'59.898 *	37.196	22.824	28.667 *	31.211	264.0
13	<b>2'00.225</b>	37.234	22.880	28.738	31.373	263.4
14	<b>2'11.254</b>	40.134	25.613	30.142	35.365	262.1
15	<b>2'00.059</b>	37.212	22.946	28.530	31.371	264.0

Lap	Lap Time	T1	T2	T3	T4	Speed
<b>25th</b>	<b>14</b>	<b>Tony ARBOLINO</b>		REDS Fantic Racing		ITA
		Runs=2	Total laps=13	Full laps=10	Valid laps=9	
1	2'39.932	41.478	24.109	30.657	32.309	
2	<b>2'00.112</b>	37.176	22.968	28.536	31.432	<b>267.3</b>
3	<b>1'59.915</b>	37.094	22.936	28.480	31.405	266.6
4	<b>2'00.166</b>	37.053	<b>22.910</b>	28.644	31.559	266.6
5	<b>2'03.283</b>	37.135	25.436	28.925	31.787	266.6
6	2'01.033 *	37.564 *	23.116	28.784	31.569	264.7
7	<b>2'00.381</b>	37.264	22.984	28.592	31.541	264.0
8	2'09.915 P	37.109	23.001	28.723	41.082	264.7
9	6'46.334	43.562	24.204	29.755	32.851	
10	<b>2'05.753</b>	37.429	23.018	29.876	35.430	260.2
11	<b>1'59.857</b>	<b>37.001</b>	23.032	<b>28.464</b>	<b>31.360</b>	265.3
12	<b>2'00.078</b>	37.135	22.924	28.594	31.425	262.7
13	<b>2'03.189</b>	37.179	23.368	30.926	31.716	265.3

Lap	Lap Time	T1	T2	T3	T4	Speed
<b>26th</b>	<b>40</b>	<b>Milan PAWELEC</b>		ITALJET Gresini Moto2		POL
		Runs=2	Total laps=12	Full laps=9	Valid laps=7	
1	3'03.029	41.111	24.418	29.906	32.637	
2	<b>2'03.258</b>	38.447	23.455	29.280	32.076	259.6
3	<b>2'02.098</b>	37.891	23.193	29.048	31.966	261.5
4	2'01.907 *	37.830 *	23.361	28.895	31.821	260.8
5	<b>2'01.436</b>	37.637	23.079	28.970	31.750	260.8
6	<b>2'03.070</b>	38.389	23.578	29.200	31.903	260.8
7	<b>2'01.219</b>	37.643	23.096	28.815	31.665	260.8
8	<b>2'00.819</b>	37.488	22.988	28.796	31.547	262.7
9	2'13.940 P	37.444	23.150	29.097	44.249	261.5
10	7'05.911	46.363	23.376	29.215	31.848	
11	2'00.748 *	37.310 *	22.949	28.833	31.656	261.5
12	<b>2'00.064</b>	<b>37.125</b>	<b>22.778</b>	<b>28.766</b>	<b>31.395</b>	<b>264.0</b>

**Fastest Lap:** Filip SALAC CZE OnlyFans American Racing Team **1'57.978** 36.693 22.390 28.035 30.860

These data/results cannot be reproduced, stored and/or transmitted in whole or in part by any manner of electronic, mechanical, photocopying, recording, broadcasting or otherwise now known or herein after developed without the previous express consent by the copyright owner, except for reproduction in daily press and regular printed publications on sale to the public within 60 days of the event related to those data/results and always provided that copyright symbol appears together as follows below.

© MotoGP Sports Entertainment Group, 2026

Official MotoGP Timing by  TISSOT

www.motogp.com

Brno, Saturday, June 20, 2026

Page 4 of 5



## Free Practice Nr. 2

Moto2™

Lap	Lap Time	T1	T2	T3	T4	Speed	Lap	Lap Time	T1	T2	T3	T4	Speed
<b>27th</b>	<b>22</b>	<b>Jacob ROULSTONE</b>		Idemitsu Honda Team		AUS	Runs=1	Total laps=15	Full laps=14	Valid laps=12			
1	2'28.896	40.957	24.068	29.751	31.876								
2	<b>2'00.738</b>	37.391	23.055	28.844	31.448	260.2							
3	<b>2'01.308</b>	37.301	22.946	<b>28.591</b>	32.470	<b>263.4</b>							
4	<b>2'00.338</b>	37.272	22.905	28.705	31.456	260.2							
5	<b>2'00.526</b>	<b>37.242</b>	22.880	28.683	31.721	262.7							
6	<b>2'00.458</b>	37.316	22.941	28.736	31.465	263.4							
7	<b>2'05.064</b>	39.934	23.754	29.519	31.857	262.1							
8	2'01.097 *	37.665	23.029 *	28.948	31.455	262.7							
9	<b>2'00.776</b>	37.254	23.080	28.728	31.714	262.7							
10	<b>2'00.351</b>	37.308	22.908	28.760	<b>31.375</b>	263.4							
11	<b>2'00.492</b>	37.273	22.918	28.812	31.489	260.8							
12	2'03.196 *	37.455	22.947	29.997 *	32.797	262.1							
13	<b>2'04.473</b>	37.384	22.999	31.425	32.665	261.5							
14	<b>2'00.715</b>	37.308	22.960	28.847	31.600	262.1							
15	<b>2'00.257</b>	37.317	<b>22.840</b>	28.711	31.389	263.4							

<b>Fastest Lap:</b> Filip SALAC	CZE	OnlyFans American Racing Team	<b>1'57.978</b>	36.693	22.390	28.035	30.860
---------------------------------	-----	-------------------------------	-----------------	--------	--------	--------	--------

These data/results cannot be reproduced, stored and/or transmitted in whole or in part by any manner of electronic, mechanical, photocopying, recording, broadcasting or otherwise now known or herein after developed without the previous express consent by the copyright owner, except for reproduction in daily press and regular printed publications on sale to the public within 60 days of the event related to those data/results and always provided that copyright symbol appears together as follows below.

© MotoGP Sports Entertainment Group, 2026

Official MotoGP Timing by  TISSOT

www.motogp.com

Brno, Saturday, June 20, 2026

Page 5 of 5

# BEST PARTIAL TIMES

## MONSTER ENERGY GRAND PRIX OF CZECHIA

### FREE PRACTICE NR. 2



Automotodrom Brno 5403 m.

*IT* Ideal Lap Time, sum of the best partial times

*BT* Best Lap Time

Pos	T1		T2		T3		T4		Pos	Rider	IT	BT	
	Rider	Time	Rider	Time	Rider	Time	Rider	Time					
1	C.VIETTI	36.604	F.SALAC	22.390	F.SALAC	28.035	F.SALAC	30.860	1	F.SALAC	1'57.978	1'57.978	(1)
2	<b>D.ALONSO</b>	<b>36.605</b>	<b>J.ROBERTS</b>	<b>22.435</b>	<b>C.VIETTI</b>	<b>28.125</b>	<b>M.GONZALEZ</b>	<b>30.864</b>	2	J.ROBERTS	1'58.207	1'58.207	(2)
3	D.HOLGADO	36.618	I.ORTOLA	22.440	J.ROBERTS	28.183	I.ORTOLA	30.874	3	I.ORTOLA	1'58.252	1'58.460	(8)
4	<b>J.ROBERTS</b>	<b>36.632</b>	<b>Z.VD GOORBER</b>	<b>22.490</b>	<b>D.ALONSO</b>	<b>28.196</b>	<b>S.AGIUS</b>	<b>30.922</b>	4	C.VIETTI	1'58.257	1'58.387	(3)
5	S.AGIUS	36.663	S.AGIUS	22.504	I.GUEVARA	28.209	C.VIETTI	30.944	5	D.ALONSO	1'58.308	1'58.406	(4)
6	<b>J.RUEDA</b>	<b>36.686</b>	<b>D.ALONSO</b>	<b>22.563</b>	<b>D.HOLGADO</b>	<b>28.210</b>	<b>D.ALONSO</b>	<b>30.944</b>	6	S.AGIUS	1'58.323	1'58.448	(6)
7	I.ORTOLA	36.690	M.GONZALEZ	22.569	M.GONZALEZ	28.228	J.ROBERTS	30.957	7	M.GONZALEZ	1'58.372	1'58.448	(7)
8	<b>F.SALAC</b>	<b>36.693</b>	<b>A.ESCRIG</b>	<b>22.584</b>	<b>S.AGIUS</b>	<b>28.234</b>	<b>D.HOLGADO</b>	<b>30.962</b>	8	D.HOLGADO	1'58.378	1'58.435	(5)
9	M.GONZALEZ	36.711	C.VIETTI	22.584	C.VEIJER	28.244	A.ESCRIG	30.984	9	J.RUEDA	1'58.580	1'58.611	(9)
10	<b>C.VEIJER</b>	<b>36.716</b>	<b>D.HOLGADO</b>	<b>22.588</b>	<b>I.ORTOLA</b>	<b>28.248</b>	<b>J.RUEDA</b>	<b>31.004</b>	10	I.GUEVARA	1'58.596	1'58.693	(11)
11	I.GUEVARA	36.738	D.MUÑOZ	22.606	J.RUEDA	28.268	I.GUEVARA	31.016	11	A.ESCRIG	1'58.636	1'58.675	(10)
12	<b>A.ESCRIG</b>	<b>36.770</b>	<b>C.VEIJER</b>	<b>22.607</b>	<b>A.ESCRIG</b>	<b>28.298</b>	<b>C.VEIJER</b>	<b>31.081</b>	12	C.VEIJER	1'58.648	1'58.760	(12)
13	S.GARCIA	36.782	S.GARCIA	22.612	S.GARCIA	28.333	D.MUÑOZ	31.103	13	Z.VD GOORBERGH	1'58.762	1'58.848	(13)
14	<b>A.SASAKI</b>	<b>36.802</b>	<b>J.RUEDA</b>	<b>22.622</b>	<b>Z.VD GOORBER</b>	<b>28.340</b>	<b>T.FURUSATO</b>	<b>31.107</b>	14	S.GARCIA	1'58.861	1'59.145	(18)
15	D.MUÑOZ	36.807	I.GUEVARA	22.633	D.ÖNCÜ	28.351	A.HUERTAS	31.108	15	D.MUÑOZ	1'58.885	1'58.960	(14)
16	<b>T.FURUSATO</b>	<b>36.807</b>	<b>D.ÖNCÜ</b>	<b>22.661</b>	<b>A.HUERTAS</b>	<b>28.366</b>	<b>A.SASAKI</b>	<b>31.122</b>	16	A.SASAKI	1'59.009	1'59.051	(15)
17	A.PIQUERAS	36.808	A.HUERTAS	22.686	D.MUÑOZ	28.369	Z.VD GOORBER	31.122	17	D.ÖNCÜ	1'59.049	1'59.074	(16)
18	<b>Z.VD GOORBER</b>	<b>36.810</b>	<b>A.PIQUERAS</b>	<b>22.699</b>	<b>A.SASAKI</b>	<b>28.382</b>	<b>S.GARCIA</b>	<b>31.134</b>	18	A.HUERTAS	1'59.116	1'59.199	(19)
19	X.ZURUTUZA	36.873	A.SASAKI	22.703	T.ARBOLINO	28.464	D.ÖNCÜ	31.142	19	T.FURUSATO	1'59.127	1'59.128	(17)
20	<b>A.CANET</b>	<b>36.895</b>	<b>T.FURUSATO</b>	<b>22.708</b>	<b>L.LUNETTA</b>	<b>28.487</b>	<b>A.FERRANDEZ</b>	<b>31.176</b>	20	A.PIQUERAS	1'59.278	1'59.347	(21)
21	D.ÖNCÜ	36.895	X.ZURUTUZA	22.711	A.FERRANDEZ	28.499	X.ZURUTUZA	31.212	21	X.ZURUTUZA	1'59.326	1'59.326	(20)
22	<b>L.LUNETTA</b>	<b>36.928</b>	<b>A.CANET</b>	<b>22.762</b>	<b>A.CANET</b>	<b>28.500</b>	<b>L.LUNETTA</b>	<b>31.244</b>	22	L.LUNETTA	1'59.434	1'59.554	(22)
23	A.HUERTAS	36.956	L.LUNETTA	22.775	T.FURUSATO	28.505	A.PIQUERAS	31.244	23	A.CANET	1'59.523	1'59.592	(23)
24	<b>T.ARBOLINO</b>	<b>37.001</b>	<b>M.PAWELEC</b>	<b>22.778</b>	<b>A.PIQUERAS</b>	<b>28.527</b>	<b>T.ARBOLINO</b>	<b>31.360</b>	24	A.FERRANDEZ	1'59.552	1'59.776	(24)
25	A.FERRANDEZ	37.069	A.FERRANDEZ	22.808	X.ZURUTUZA	28.530	A.CANET	31.366	25	T.ARBOLINO	1'59.735	1'59.857	(25)

These data/results cannot be reproduced, stored and/or transmitted in whole or in part by any manner of electronic, mechanical, photocopying, recording, broadcasting or otherwise now known or herein after developed without the previous express consent by the copyright owner, except for reproduction in daily press and regular printed publications on sale to the public within 60 days of the event related to those data/results and always provided that copyright symbol appears together as follows below.

© MotoGP Sports Entertainment Group, 2026

# BEST PARTIAL TIMES

## MONSTER ENERGY GRAND PRIX OF CZECHIA

### FREE PRACTICE NR. 2



Automotodrom Brno 5403 m.

*IT* Ideal Lap Time, sum of the best partial times

*BT* Best Lap Time

Pos	T1		T2		T3		T4		Pos	Rider	IT	BT	
	Rider	Time	Rider	Time	Rider	Time	Rider	Time					
26	M.PAWELEC	37.125	J.ROULSTONE	22.840	J.ROULSTONE	28.591	J.ROULSTONE	31.375	26	J.ROULSTONE	2'00.048	2'00.257	(27)
27	J.ROULSTONE	37.242	T.ARBOLINO	22.910	M.PAWELEC	28.766	M.PAWELEC	31.395	27	M.PAWELEC	2'00.064	2'00.064	(26)

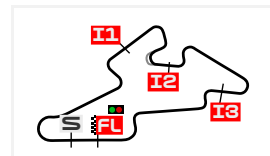
These data/results cannot be reproduced, stored and/or transmitted in whole or in part by any manner of electronic, mechanical, photocopying, recording, broadcasting or otherwise now known or herein after developed without the previous express consent by the copyright owner, except for reproduction in daily press and regular printed publications on sale to the public within 60 days of the event related to those data/results and always provided that copyright symbol appears together as follows below.

© MotoGP Sports Entertainment Group, 2026

**FASTEST LAPS SEQUENCE**

MONSTER ENERGY GRAND PRIX OF CZECHIA

FREE PRACTICE NR. 2




Automotodrom Brno

5403 m.

<i>Practice Time</i>	<i>#</i>	<i>Rider</i>	<i>Nation</i>	<i>Motorcycle</i>	<i>Time</i>	<i>Km/h</i>	<i>Rider's Lap</i>
<b>4'04.434</b>	17	<b>Daniel MUÑOZ</b>	SPA	KALEX	<b>1'59.856</b>	162.2	2
<b>4'08.728</b>	18	<b>Manuel GONZALEZ</b>	SPA	KALEX	<b>1'59.314</b>	163.0	2
<b>4'13.939</b>	96	<b>Daniel HOLGADO</b>	SPA	KALEX	<b>1'58.793</b>	163.7	2
<b>4'54.699</b>	4	<b>Ivan ORTOLA</b>	SPA	KALEX	<b>1'58.508</b>	164.1	2
<b>6'12.374</b>	96	<b>Daniel HOLGADO</b>	SPA	KALEX	<b>1'58.435</b>	164.2	3
<b>20'25.653</b>	16	<b>Joe ROBERTS</b>	USA	KALEX	<b>1'58.207</b>	164.5	8
<b>26'10.812</b>	12	<b>Filip SALAC</b>	CZE	KALEX	<b>1'57.978</b>	164.8	11

These data/results cannot be reproduced, stored and/or transmitted in whole or in part by any manner of electronic, mechanical, photocopying, recording, broadcasting or otherwise now known or herein after developed without the previous express consent by the copyright owner, except for reproduction in daily press and regular printed publications on sale to the public within 60 days of the event related to those data/results and always provided that copyright symbol appears together as follows below.

© MotoGP Sports Entertainment Group, 2026

Official MotoGP Timing by  TISSOT  
www.motogp.com

Brno, Saturday, June 20, 2026