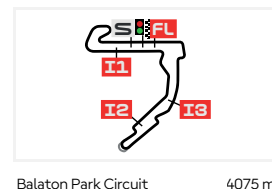


CLASSIFICATION

GRAND PRIX OF HUNGARY

FREE PRACTICE NR. 1



#	Rider	Nation	Team	Motorcycle	Time	Lap Total	Gap	T. Speed
1	22 David ALMANSA	SPA	Liqui Moly Dynavolt Intact GP	KTM	1'46.956	15 16		208.4
2	83 Alvaro CARPE	SPA	Red Bull KTM Ajo	KTM	1'47.063	16 16	0.107 0.107	211.3
3	64 David MUÑOZ	SPA	Liqui Moly Dynavolt Intact GP	KTM	1'47.256	13 15	0.300 0.193	208.8
4	21 Ruche MOODLEY	RSA	CODE Motorsports	KTM	1'47.342	16 16	0.386 0.086	210.9
5	66 Joel KELSO	AUS	GRYD Racing	HONDA	1'47.494	15 15	0.538 0.152	210.1
6	31 Adrian FERNANDEZ	SPA	Leopard Racing	HONDA	1'47.571	12 16	0.615 0.077	210.9
7	8 Eddie O'SHEA	GBR	GRYD Racing	HONDA	1'47.611	14 16	0.655 0.040	213.4
8	28 Maximo QUILES	SPA	CFMOTO Gaviota Aspar Team	KTM	1'47.622	15 15	0.666 0.011	208.8
9	94 Guido PINI	ITA	Leopard Racing	HONDA	1'47.670	17 17	0.714 0.048	210.5
10	27 Rico SALMELA	FIN	Red Bull KTM Tech3	KTM	1'47.750	14 14	0.794 0.080	209.3
11	6 Ryusei YAMANAKA	JPN	AEON Credit - MT Helmets - MSI	KTM	1'47.793	16 16	0.837 0.043	212.5
12	97 Marco MORELLI	ARG	CFMOTO Gaviota Aspar Team	KTM	1'47.823	15 17	0.867 0.030	207.2
13	54 Jesus RIOS	SPA	Rivacold Snipers Team	HONDA	1'47.866	12 15	0.910 0.043	207.6
14	51 Brian URIARTE	SPA	Red Bull KTM Ajo	KTM	1'47.917	14 15	0.961 0.051	208.0
15	13 Hakim DANISH	MAL	AEON Credit - MT Helmets - MSI	KTM	1'47.980	15 15	1.024 0.063	208.8
16	67 Casey O'GORMAN	IRL	SIC58 Squadra Corse	HONDA	1'48.020	17 17	1.064 0.040	209.7
17	11 Adrian CRUCES	SPA	CIP Green Power	KTM	1'48.109	16 16	1.153 0.089	209.3
18	14 Cormac BUCHANAN	NZE	CODE Motorsports	KTM	1'48.162	16 16	1.206 0.053	207.2
19	73 Valentin PERRONE	ARG	Red Bull KTM Tech3	KTM	1'48.179	12 19	1.223 0.017	210.1
20	78 Joel ESTEBAN	SPA	LEVEL UP - MTA	KTM	1'48.228	18 19	1.272 0.049	211.3
21	19 Scott OGDEN	GBR	CIP Green Power	KTM	1'48.381	16 16	1.425 0.153	208.4
22	10 Nicola CARRARO	ITA	Rivacold Snipers Team	HONDA	1'48.568	15 15	1.612 0.187	206.1
23	18 Matteo BERTELLE	ITA	LEVEL UP - MTA	KTM	1'48.626	8 16	1.670 0.058	209.3
24	32 Zen MITANI	JPN	Honda Team Asia	HONDA	1'49.066	13 15	2.110 0.440	207.2
25	5 Leo RAMMERSTORFER	AUT	SIC58 Squadra Corse	HONDA	1'49.132	18 19	2.176 0.066	208.4
26	9 Veda PRATAMA	INA	Honda Team Asia	HONDA	1'49.169	8 19	2.213 0.037	210.9

Practice condition: **Dry**

Air: 19°

Humidity: 65%

Ground: 26°

Fastest Lap:	Lap: 15	David ALMANSA	1'46.956	137.1 Km/h
Best Race Lap:	2025	David MUÑOZ	1'45.700	138.7 Km/h
All-Time Lap Record:	2025	David MUÑOZ	1'45.700	138.7 Km/h

The results are provisional until the end of the limit for protest and appeals.

Time limit for protest expires 60' after publication of the results - Time: **09:49**

These data/results cannot be reproduced, stored and/or transmitted in whole or in part by any manner of electronic, mechanical, photocopying, recording, broadcasting or otherwise now known or herein after developed without the previous express consent by the copyright owner, except for reproduction in daily press and regular printed publications on sale to the public within 60 days of the event related to those data/results and always provided that copyright symbol appears together as follows below.

© MotoGP Sports Entertainment Group, 2026

Official MotoGP Timing by **TISSOT**

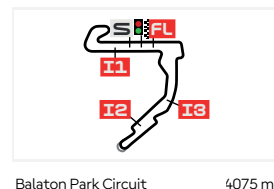
www.motogp.com

Balatonfokajár, Friday, June 5, 2026

TOP SPEED & AVERAGE

GRAND PRIX OF HUNGARY

FREE PRACTICE NR. 1



#	Rider	Nation	Motorcycle	Top 5 speeds					Average	Top
8	Eddie O'SHEA	GBR	HONDA	213.4	210.9	210.5	210.1	209.7	210.9	213.4
6	Ryusei YAMANAKA	JPN	KTM	212.5	210.5	209.7	209.3	209.3	210.3	212.5
78	Joel ESTEBAN	SPA	KTM	211.3	210.9	210.9	209.7	209.3	210.1	211.3
83	Alvaro CARPE	SPA	KTM	211.3	210.5	209.7	209.3	208.8	209.9	211.3
9	Veda PRATAMA	INA	HONDA	210.9	209.3	208.4	207.6	207.6	208.8	210.9
21	Ruche MOODLEY	RSA	KTM	210.9	210.5	210.1	210.1	209.3	210.0	210.9
31	Adrian FERNANDEZ	SPA	HONDA	210.9	209.7	208.8	208.0	207.2	208.6	210.9
94	Guido PINI	ITA	HONDA	210.5	209.3	208.0	208.0	207.6	208.7	210.5
66	Joel KELSO	AUS	HONDA	210.1	209.7	208.4	208.0	207.2	208.7	210.1
73	Valentin PERRONE	ARG	KTM	210.1	209.3	208.8	208.4	208.4	209.0	210.1
67	Casey O'GORMAN	IRL	HONDA	209.7	208.4	208.4	208.0	207.2	208.3	209.7
11	Adrian CRUCES	SPA	KTM	209.3	209.3	209.3	208.4	207.2	208.7	209.3
18	Matteo BERTELLE	ITA	KTM	209.3	208.4	208.4	208.0	207.6	208.3	209.3
27	Rico SALMELA	FIN	KTM	209.3	208.8	208.8	208.4	208.0	208.7	209.3
13	Hakim DANISH	MAL	KTM	208.8	208.0	207.6	207.6	206.8	207.6	208.8
28	Maximo QUILES	SPA	KTM	208.8	208.8	207.6	207.6	207.6	207.9	208.8
64	David MUÑOZ	SPA	KTM	208.8	208.4	208.4	208.4	207.6	208.1	208.8
5	Leo RAMMERSTORFER	AUT	HONDA	208.4	208.0	207.6	207.2	206.5	207.5	208.4
19	Scott OGDEN	GBR	KTM	208.4	207.2	207.2	207.2	206.8	207.3	208.4
22	David ALMANSA	SPA	KTM	208.4	208.0	207.6	207.2	207.2	207.6	208.4
51	Brian URIARTE	SPA	KTM	208.0	207.6	207.2	206.1	206.1	206.9	208.0
54	Jesus RIOS	SPA	HONDA	207.6	206.5	206.5	206.5	206.1	206.6	207.6
14	Cormac BUCHANAN	NZE	KTM	207.2	206.8	206.8	206.5	206.5	206.8	207.2
32	Zen MITANI	JPN	HONDA	207.2	206.8	205.3	205.3	204.9	205.7	207.2
97	Marco MORELLI	ARG	KTM	207.2	206.5	206.1	206.1	206.1	206.4	207.2
10	Nicola CARRARO	ITA	HONDA	206.1	205.7	205.7	205.7	205.7	205.8	206.1

These data/results cannot be reproduced, stored and/or transmitted in whole or in part by any manner of electronic, mechanical, photocopying, recording, broadcasting or otherwise now known or herein after developed without the previous express consent by the copyright owner, except for reproduction in daily press and regular printed publications on sale to the public within 60 days of the event related to those data/results and always provided that copyright symbol appears together as follows below.

© MotoGP Sports Entertainment Group, 2026

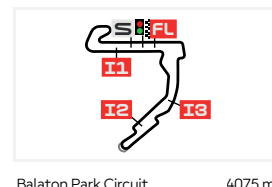
Official MotoGP Timing by www.motogp.com

Balatonfokajár, Friday, June 5, 2026

CHRONOLOGICAL ANALYSIS OF PERFORMANCES

GRAND PRIX OF HUNGARY

FREE PRACTICE NR. 1



Balaton Park Circuit

4075 m.

* Lap / Sector time cancelled
P Crossing the finish line in pit lane

T1 Time from finish line to 1st intermediate
T2 Time from 1st intermed. to 2nd intermed.

T3 Time from 2nd intermed. to 3rd intermed.
T4 Time from 3rd intermediate to finish line

Lap	Lap Time	T1	T2	T3	T4	Speed	Lap	Lap Time	T1	T2	T3	T4	Speed
1st	22	David ALMANSA		Liqui Moly Dynavolt Int		SPA	4	1'48.211	32.701	25.444	29.508	20.558	207.2
		Runs=2	Total laps=16	Full laps=13	Valid laps=13		5	1'48.371	32.490	25.671	29.720	20.490	207.6
1	3'14.589 *	32.806	27.141	30.795	20.311 *		6	1'47.592	32.293	25.339	29.481	20.479	207.6
2	1'50.324	33.343	26.020	29.879	21.082	205.7	7	1'47.488	32.302	25.232	29.456	20.498	208.4
3	1'48.762	32.555	25.627	29.917	20.663	206.5	8	1'48.653	32.746	25.803	29.631	20.473	207.6
4	1'48.479	32.594	25.602	29.707	20.576	207.2	9	1'48.220	32.392	25.382	29.729	20.717	208.8
5	1'48.275	32.673	25.610	29.482	20.510	208.0	10	1'53.204	36.679	26.162	29.767	20.596	206.5
6	1'49.130	32.950	25.708	29.732	20.740	207.2	11	2'02.107 P	32.484	25.433	31.119 *	33.071	208.4
7	1'47.682	32.316	25.493	29.452	20.421	208.4	12	8'27.359 *	31.205	26.992	34.607 *	20.716	
8	1'47.934	32.386	25.456	29.623	20.469	207.6	13	1'47.256	32.281	25.265	29.313	20.397	206.1
9	2'01.835 P	33.783	27.293	30.687 *	30.072	207.2	14	1'53.670 *	32.800	27.823	32.323 *	20.724	206.1
10	7'21.659	32.050	27.183	30.712	20.881		15	1'48.132 *	32.309	25.658	29.477 *	20.688	206.8
11	1'47.517	32.355	25.446	29.328	20.388	204.9							
12	1'47.354	32.100	25.565	29.280	20.409	205.7							
13	1'47.130	32.046	25.448	29.318	20.318	206.5							
14	1'47.292	32.185	25.323	29.357	20.427	206.1							
15	1'46.956	32.113	25.260	29.223	20.360	205.7							
16	1'47.693	32.126	25.176	29.591	20.800	206.8							
2nd	83	Alvaro CARPE		Red Bull KTM Ajo		SPA	4th	21	Ruche MOODLEY		CODE Motorsports		RSA
		Runs=2	Total laps=16	Full laps=13	Valid laps=12				Runs=2	Total laps=16	Full laps=13	Valid laps=13	
1	2'30.444	31.656	27.141	30.424	21.157		1	2'22.193	34.386	28.098	31.593	21.821	
2	1'50.129	33.200	26.095	30.076	20.758	208.0	2	1'51.858	33.675	26.568	30.346	21.269	204.9
3	1'50.659	32.919	26.902	30.073	20.765	203.0	3	1'51.092	33.490	26.425	30.099	21.078	206.1
4	1'48.778	32.533	25.521	29.995	20.729	208.8	4	1'55.322	37.805	26.349	30.188	20.980	206.5
5	1'50.675 *	32.743	25.406	31.765 *	20.761	208.4	5	1'49.984	33.074	26.196	29.899	20.815	209.3
6	1'48.741	32.640	25.709	29.764	20.628	210.5	6	1'49.664	32.969	26.039	29.838	20.818	210.9
7	1'50.456	34.364	25.628	29.712	20.752	209.7	7	1'49.373	32.866	25.983	29.831	20.693	210.5
8	1'48.678	32.573	25.553	29.853	20.699	209.3	8	1'49.754	32.745	25.887	30.022	21.100	210.1
9	1'48.633	32.667	25.484	29.669	20.813	211.3	9	1'49.247	32.708	26.032	29.656	20.851	210.1
10	1'48.519	32.624	25.395	29.686	20.814	207.6	10	1'52.949	36.055	25.855	30.037	21.002	208.0
11	2'03.009 P	35.190	28.359	29.900 *	29.560	204.1	11	1'58.355 P	32.796	26.165	30.054	29.340	206.5
12	8'24.162 *	31.217	25.609	28.555 *	20.817 *		12	7'35.106	31.127	26.629	30.662	22.091	
13	1'47.444	32.323	25.211	29.345	20.565	204.9	13	1'52.609	32.318	25.652	33.913	20.726	208.8
14	1'47.236	32.257	25.210	29.283	20.486	205.3	14	1'48.397	32.488	25.563	29.380	20.966	209.3
15	1'47.500	32.381	25.194	29.397	20.528	205.3	15	1'47.760	32.366	25.561	29.434	20.399	205.7
16	1'47.063	32.200	25.078	29.287	20.498	204.9	16	1'47.342	32.305	25.336	29.227	20.474	208.8
3rd	64	David MUÑOZ		Liqui Moly Dynavolt Int		SPA	5th	66	Joel KELSO		GRYD Racing		AUS
		Runs=2	Total laps=15	Full laps=12	Valid laps=10				Runs=2	Total laps=15	Full laps=12	Valid laps=11	
1	2'44.209	31.648	27.012	30.576	20.945		1	2'26.399	32.676	27.602	31.037	21.867	
2	1'49.882	33.344	25.897	30.016	20.625	206.1	2	1'56.549	38.325	26.359	30.607	21.258	205.3
3	1'49.628	33.116	25.890	29.882	20.740	208.4	3	1'50.876	33.506	25.811	30.495	21.064	206.1
							4	1'50.367	33.172	25.892	30.350	20.953	206.8
							5	1'50.088	33.015	25.942	30.167	20.964	207.2
							6	1'49.523	32.756	25.839	30.213	20.715	209.7
							7	1'49.305	32.663	26.031	29.965	20.646	210.1
							8	1'48.934	32.928	25.552	29.822	20.632	208.4
							9	1'48.578	32.596	25.477	29.890	20.615	206.8

Fastest Lap: David ALMANSA SPA Liqui Moly Dynavolt Intact GP **1'46.956** 32.113 25.260 29.223 20.360

These data/results cannot be reproduced, stored and/or transmitted in whole or in part by any manner of electronic, mechanical, photocopying, recording, broadcasting or otherwise now known or herein after developed without the previous express consent by the copyright owner, except for reproduction in daily press and regular printed publications on sale to the public within 60 days of the event related to those data/results and always provided that copyright symbol appears together as follows below.

© MotoGP Sports Entertainment Group, 2026

Official MotoGP Timing by

www.motogp.com

Balatonfokajár, Friday, June 5, 2026

Free Practice Nr. 1

Moto3™

Lap	Lap Time	T1	T2	T3	T4	Speed
10	1'48.865	32.455	25.725	29.989	20.696	208.0
11	2'07.460 P	32.652	32.379	31.320 *	31.109	206.5
12	9'19.816	34.323	26.348	31.405	20.797	
13	1'47.921	32.159	25.481	29.659	20.622	204.5
14	1'50.197 *	34.698	25.630	29.278 *	20.591	203.7
15	1'47.494	32.242	25.228	29.589	20.435	205.3

Lap	Lap Time	T1	T2	T3	T4	Speed
9	1'56.634 P	32.400	25.285	30.390	28.559	207.6
10	9'55.226	30.797	25.482	30.297	20.843	
11	1'48.712 *	32.445 *	25.929	29.734	20.604	206.5
12	1'50.751	34.790	25.706	29.715	20.540	206.8
13	1'47.639	32.312	25.272	29.514	20.541	207.6
14	1'47.588 *	32.235	25.337 *	29.517	20.499	207.6
15	1'47.622	32.308	25.121	29.445	20.748	208.8

6th	31	Adrian FERNANDEZ	Leopard Racing	SPA		
Runs=2	Total laps=16	Full laps=13	Valid laps=11			
1	2'38.213 *	31.398	26.618	30.573	20.169 *	
2	1'50.792	33.158	26.334	30.098	21.202	206.1
3	1'49.530	32.888	25.676	30.143	20.823	205.7
4	1'49.324	33.030	25.677	29.819	20.798	207.2
5	1'49.478 *	33.043	25.703	29.979	20.753 *	207.2
6	1'49.165	32.818	25.484	30.139	20.724	208.0
7	1'48.821	32.769	25.497	29.811	20.744	208.8
8	1'49.686	32.824	26.054	30.037	20.771	209.7
9	1'58.833 P	33.653	25.589	29.883	29.708	210.9
10	6'53.364 *	32.506	26.484	30.172	20.683 *	
11	1'48.787 *	32.537	25.645 *	29.352	21.253	204.1
12	1'47.571	32.251	25.229	29.527	20.564	206.1
13	1'48.310	32.261	25.875	29.643	20.531	205.7
14	1'48.670	32.443	25.763	29.481	20.983	206.5
15	1'48.096	32.382	25.537	29.590	20.587	206.5
16	1'47.959	32.277	25.405	29.629	20.648	206.5

9th	94	Guido PINI	Leopard Racing	ITA		
Runs=2	Total laps=17	Full laps=14	Valid laps=9			
1	2'29.365	31.880	27.037	30.905	21.262	
2	1'51.510	33.764	26.262	30.328	21.156	208.0
3	1'49.972	32.971	26.058	30.052	20.891	207.6
4	1'49.696 *	32.780	25.827	30.177	20.912 *	206.1
5	1'49.128	32.751	25.585	29.917	20.875	210.5
6	1'49.981	33.517	25.639	29.872	20.953	206.8
7	1'48.953 *	32.591	25.923	29.722	20.717 *	209.3
8	1'49.417	32.635	25.760	30.138	20.884	206.1
9	1'51.631 *	32.646	26.244	31.676 *	21.065	208.0
10	1'59.875 P	33.999	26.309	30.208	29.359	205.3
11	5'37.140 *	31.000	25.874	29.720	20.744 *	
12	1'48.372 *	32.469 *	25.636	29.660	20.607	203.3
13	1'48.348	32.483	25.647	29.578	20.640	204.5
14	1'48.004	32.371	25.418	29.569	20.646	204.9
15	1'47.830 *	32.253 *	25.466	29.499	20.612	205.3
16	1'47.821	32.275	25.476	29.524	20.546	204.9
17	1'47.670	32.196	25.391	29.444	20.639	206.1

7th	8	Eddie O'SHEA	GRYD Racing	GBR		
Runs=2	Total laps=16	Full laps=13	Valid laps=8			
1	2'23.118	35.527	30.096	33.470	21.858	
2	1'53.225	33.823	26.881	31.301	21.220	208.4
3	1'50.719	33.230	26.371	30.043	21.075	209.7
4	1'50.286	33.516	26.000	29.987	20.783	208.0
5	1'49.465	32.741	25.891	30.012	20.821	210.5
6	1'48.628	32.689	25.651	29.548	20.740	210.1
7	1'50.861 *	32.805	25.870	30.001	22.185 *	210.9
8	1'52.339	32.893	28.602	29.959	20.885	207.6
9	1'49.495 *	32.677	25.946 *	30.021	20.851 *	213.4
10	1'49.405 *	32.906	25.778 *	29.963	20.758	207.2
11	2'00.324 P	32.854	25.757	30.441	31.272	207.2
12	6'46.005 *	34.917	29.668	30.567 *	20.877	
13	1'52.141	32.600	25.524	32.709	21.308	207.2
14	1'47.611	32.413	25.255	29.383	20.560	208.0
15	1'50.986 *	32.123	26.280 *	31.675 *	20.908	208.0
16	1'47.286 *	32.201	25.446	29.042 *	20.597 *	208.4

10th	27	Rico SALMELA	Red Bull KTM Tech3	FIN		
Runs=2	Total laps=14	Full laps=11	Valid laps=9			
1	2'24.597	32.286	27.231	30.978	21.426	
2	1'52.378	33.293	27.050	30.785	21.250	208.4
3	1'51.067	33.400	26.237	30.474	20.956	208.8
4	1'50.309 *	33.368	25.996	30.150	20.795 *	205.3
5	1'49.381	32.790	25.839	29.932	20.820	208.8
6	1'49.463	32.937	26.008	29.827	20.691	207.6
7	1'51.811 *	32.867	28.392	29.877	20.675 *	206.8
8	1'49.071	32.540	25.620	30.030	20.881	209.3
9	1'49.187	32.646	25.837	30.056	20.648	208.0
10	1'59.110 P	34.143	25.685	29.808	29.474	207.6
11	11'01.533 *	32.609	25.826 *	29.776	20.591 *	
12	1'48.474	32.567	25.473	29.802	20.632	205.7
13	1'48.204	32.458	25.647	29.590	20.509	204.5
14	1'47.750	32.301	25.395	29.539	20.515	204.9

8th	28	Maximo QUILES	CFMOTO Gaviota Aspar	SPA		
Runs=2	Total laps=15	Full laps=12	Valid laps=9			
1	2'01.306	31.656	27.229	30.871	21.302	
2	1'50.654	33.436	26.090	30.193	20.935	206.8
3	1'49.320	33.033	25.603	30.077	20.607	206.1
4	1'48.504	32.729	25.441	29.666	20.668	206.8
5	1'48.043	32.601	25.407	29.579	20.456	207.2
6	1'47.885	32.527	25.240	29.609	20.509	208.8
7	1'47.449 *	32.367	25.138	29.363	20.581 *	207.6
8	1'48.391	32.381	25.202	29.861	20.947	207.6

11th	6	Ryusei YAMANAKA	AEON Credit - MT Helm	JPN		
Runs=2	Total laps=16	Full laps=13	Valid laps=9			
1	2'23.368	32.045	28.158	31.639	21.809	
2	1'53.334	34.039	27.086	30.898	21.311	208.4
3	1'51.356 *	33.394	26.427	30.401	21.134 *	212.5
4	1'51.068 *	33.278	26.013	30.384 *	21.393 *	207.6
5	1'50.438	33.138	25.994	30.430	20.876	209.3
6	1'49.438	32.848	26.059	29.612	20.919	210.5
7	1'49.172	32.823	25.732	29.821	20.796	209.7
8	1'50.261	32.839	25.699	30.641	21.082	208.8

Fastest Lap: David ALMANSA SPA Liqui Moly Dynavolt Intact GP **1'46.956** 32.113 25.260 29.223 20.360

These data/results cannot be reproduced, stored and/or transmitted in whole or in part by any manner of electronic, mechanical, photocopying, recording, broadcasting or otherwise now known or herein after developed without the previous express consent by the copyright owner, except for reproduction in daily press and regular printed publications on sale to the public within 60 days of the event related to those data/results and always provided that copyright symbol appears together as follows below.

© MotoGP Sports Entertainment Group, 2026

Official MotoGP Timing by TISSOT

www.motogp.com

Balatonfokajár, Friday, June 5, 2026

Page 2 of 5

Free Practice Nr. 1

Moto3™

Lap	Lap Time	T1	T2	T3	T4	Speed
9	1'49.248	32.936	25.796	29.731	20.785	208.8
10	1'48.726	32.625	25.525	29.788	20.788	209.3
11	2'01.793 P	32.668	25.787	32.015 *	31.323	207.2
12	7'36.168	31.801	26.927	31.028	21.936	
13	1'52.652 *	32.618	25.761	33.495 *	20.778	207.2
14	1'48.090	32.289	25.579	29.566	20.656	207.6
15	1'50.078 *	32.536	25.596	31.178 *	20.768	207.2
16	1'47.793	32.330	25.461	29.492	20.510	208.8

12th 97 **Marco MORELLI** CFMOTO Gaviota Aspar ARG
Runs=2 Total laps=17 Full laps=14 Valid laps=11

1	2'02.885 *	32.310	27.916	30.009 *	21.608	
2	1'53.667 *	33.639	26.343	31.995 *	21.690	204.1
3	1'51.723	34.426	26.197	30.221	20.879	204.5
4	1'50.156	33.413	25.914	30.077	20.752	204.5
5	1'50.098	33.567	25.783	29.906	20.842	206.1
6	1'49.623	33.177	25.762	29.865	20.819	206.5
7	1'49.259	33.283	25.561	29.719	20.696	205.7
8	1'48.953	33.043	25.409	29.779	20.722	206.1
9	1'48.994	32.985	25.353	29.806	20.850	206.1
10	1'49.170	32.977	25.589	29.847	20.757	204.9
11	2'00.951 P	34.661	25.862	30.489	29.939	204.1
12	5'19.371 *	33.180	25.926	29.721 *	20.773 *	
13	1'48.115	32.789	25.245	29.635	20.446	205.3
14	1'50.501 *	32.563	25.245	32.105	20.588 *	205.7
15	1'47.823	32.534	25.192	29.656	20.441	205.7
16	1'53.740	34.085	28.248	30.654	20.753	204.5
17	1'48.051 *	32.398	25.432	29.559	20.662 *	207.2

13th 54 **Jesus RIOS** Rivacold Snipers Team SPA
Runs=2 Total laps=15 Full laps=12 Valid laps=10

1	2'35.807 *	32.052	27.282	29.723 *	20.828 *	
2	1'53.730	35.129	27.310	30.149	21.142	204.1
3	1'50.232	33.238	26.005	30.061	20.928	205.3
4	1'51.078	34.255	25.777	30.180	20.866	206.1
5	1'49.988	33.439	26.143	29.750	20.656	205.7
6	1'49.021	32.719	25.564	29.972	20.766	207.6
7	1'49.200	32.885	25.740	29.838	20.737	206.5
8	1'49.925	33.129	26.115	29.835	20.846	206.5
9	1'49.732 *	32.884 *	25.733	30.157	20.958	206.5
10	2'00.492 P	34.451	26.363	29.208 *	30.470	203.0
11	8'45.028	33.141	26.068	29.777	20.671	
12	1'47.866	32.527	25.472	29.381	20.486	203.3
13	1'48.020 *	32.696	25.673	28.971 *	20.680	204.5
14	1'48.273	32.508	25.616	29.464	20.685	204.1
15	1'48.365	32.566	25.617	29.551	20.631	204.1

14th 51 **Brian URIARTE** Red Bull KTM Ajo SPA
Runs=2 Total laps=15 Full laps=12 Valid laps=6

1	2'23.804	32.813	27.557	31.031	21.697	
2	1'51.685 *	33.668 *	26.418	30.527	21.072	207.6
3	1'50.575	33.500	25.987	30.021	21.067	206.1
4	1'49.595	33.072	25.888	29.788	20.847	207.2
5	1'50.249 *	32.796	25.838	30.665	20.950 *	208.0
6	1'49.177 *	32.737 *	25.727	29.860	20.853	206.1

Lap	Lap Time	T1	T2	T3	T4	Speed
7	1'49.448 *	32.758	26.051	29.814	20.825 *	206.1
8	1'49.246	32.827	25.678	29.833	20.908	205.7
9	2'04.646 P	38.886 *	26.269	30.464	29.027	205.7
10	10'09.670 *	30.872	25.882	30.034	20.904 *	
11	1'48.108 *	32.503 *	25.387	29.586	20.632	203.3
12	1'48.411 *	32.607 *	25.435	29.659	20.710 *	205.3
13	1'48.173	32.486	25.466	29.579	20.642	204.1
14	1'47.917	32.480	25.334	29.445	20.658	204.9
15	1'48.907	33.080	25.721	29.548	20.558	204.1

15th 13 **Hakim DANISH** AEON Credit - MT Helm MAL
Runs=2 Total laps=15 Full laps=12 Valid laps=7

1	2'29.252 *	35.340	28.215	30.954 *	21.794 *	
2	1'53.103 *	34.287	26.829	30.287 *	21.700	204.5
3	1'51.029 *	33.597	25.902	30.480	21.050 *	206.8
4	1'50.631	33.454	25.710	30.405	21.062	206.8
5	1'49.548 *	33.118	25.735	29.755 *	20.940	204.5
6	1'49.780	33.105	25.896	30.071	20.708	207.6
7	1'49.504	33.071	25.699	29.742	20.992	207.6
8	1'49.424	33.369	25.564	29.791	20.700	208.0
9	1'48.962 *	32.590	25.538	30.089 *	20.745	208.8
10	2'05.483 P	36.242	29.214	30.624	29.403	206.5
11	9'35.608	31.704	26.290	30.005	20.889	
12	1'48.744	32.887	25.811	29.545	20.501	203.3
13	1'47.289 *	32.604 *	25.372	28.781 *	20.532	205.3
14	1'48.009	32.518	25.363	29.616	20.512	206.1
15	1'47.980	32.381	25.595	29.523	20.481	206.1

16th 67 **Casey O'GORMAN** SIC58 Squadra Corse IRL
Runs=2 Total laps=17 Full laps=14 Valid laps=6

1	2'23.956	31.943	27.068	30.991	21.455	
2	1'52.128 *	33.642	26.762	30.393	21.331 *	208.4
3	1'50.085	33.288	25.891	29.891	21.015	204.5
4	1'49.633 *	33.160	25.936	29.794	20.743 *	209.7
5	1'52.760 *	32.806	27.251	31.345 *	21.358 *	207.2
6	1'48.753	32.912	25.681	29.583	20.577	208.0
7	1'48.352 *	32.657	25.512	29.599	20.584 *	208.4
8	1'50.062 *	32.762	25.436	29.672 *	22.192	204.1
9	1'49.073	32.876	25.573	29.706	20.918	206.8
10	1'49.423 *	33.081	25.677	29.952 *	20.713	202.2
11	1'52.249 *	32.623	25.566	32.436 *	21.624 *	201.8
12	1'48.460	32.732	25.560	29.531	20.637	202.2
13	1'50.831 *	33.573	25.733	30.315 *	21.210 *	201.8
14	2'00.217 P	33.087	25.685	30.034 *	31.411	203.3
15	5'49.271	34.887	26.425	30.815	21.600	
16	1'48.076	32.513	25.466	29.571	20.526	206.1
17	1'48.020	32.883	25.268	29.494	20.375	202.6

17th 11 **Adrian CRUCES** CIP Green Power SPA
Runs=2 Total laps=16 Full laps=13 Valid laps=7

1	2'30.413	33.328	27.769	30.866	21.545	
2	1'51.884	34.011	26.393	30.182	21.298	205.3
3	1'50.233 *	33.499	25.853	30.013	20.868 *	206.1
4	1'49.769 *	33.263	25.810	29.790 *	20.906	206.1
5	1'51.475 *	33.607 *	26.640	30.190	21.038	209.3

Fastest Lap: David ALMANSA SPA Liqui Moly Dynavolt Intact GP **1'46.956** 32.113 25.260 29.223 20.360

These data/results cannot be reproduced, stored and/or transmitted in whole or in part by any manner of electronic, mechanical, photocopying, recording, broadcasting or otherwise now known or herein after developed without the previous express consent by the copyright owner, except for reproduction in daily press and regular printed publications on sale to the public within 60 days of the event related to those data/results and always provided that copyright symbol appears together as follows below.

© MotoGP Sports Entertainment Group, 2026

Official MotoGP Timing by  TISSOT

www.motogp.com

Balatonfokajár, Friday, June 5, 2026

Page 3 of 5

Free Practice Nr. 1

Moto3™

Lap	Lap Time	T1	T2	T3	T4	Speed	Lap	Lap Time	T1	T2	T3	T4	Speed
6	1'49.963	33.095	25.924	30.112	20.832	209.3	1	2'23.457	32.696	27.743	31.467	21.484	
7	1'49.709	33.151	25.949	29.822	20.787	209.3	2	1'53.135	34.059	27.030	30.714	21.332	209.7
8	1'49.778 *	33.541	26.073	29.319 *	20.845 *	208.4	3	1'50.858	33.316	26.361	30.203	20.978	209.3
9	1'58.805 P	33.272 *	26.029	30.258	29.246	207.2	4	1'49.577	33.030	25.921	29.966	20.660	208.4
10	8'05.745 *	32.637	26.051	29.540 *	20.886		5	1'49.188	32.934	25.751	29.802	20.701	209.3
11	1'49.554	32.950	25.673	30.023	20.908	203.3	6	1'49.122	32.746	25.723	29.859	20.794	210.9
12	1'48.595 *	32.768 *	25.551	29.587	20.689	203.3	7	2'01.169 *	40.764	27.105	32.692 *	20.608	208.4
13	1'48.539	32.615	25.457	29.784	20.683	203.7	8	1'49.003	32.927	25.616	29.623	20.837	210.9
14	1'50.926 *	32.673 *	25.517	31.748 *	20.988	203.7	9	1'48.599 *	32.656 *	25.612	29.805	20.526	211.3
15	1'48.450	32.736	25.496	29.628	20.590	204.1	10	1'49.285 *	33.406 *	25.625	29.652	20.602	207.2
16	1'48.109	32.536	25.457	29.564	20.552	204.5	11	1'49.938 *	32.734	25.620	30.508 *	21.076	206.5

18th **14** **Cormac BUCHANAN** CODE Motorsports NZE
Runs=2 Total laps=16 Full laps=13 Valid laps=9

1	2'20.064	32.737	27.491	31.567	21.383	
2	1'52.353	33.818	26.438	30.861	21.236	204.5
3	1'51.204	33.724	26.019	30.447	21.014	204.1
4	1'50.409	33.267	25.999	30.130	21.013	204.9
5	1'58.674 *	41.796	26.292	29.672 *	20.914	205.3
6	1'49.592	32.930	25.826	29.989	20.847	206.5
7	1'49.947	33.255	25.831	30.026	20.835	206.8
8	1'49.064	32.904	25.650	29.851	20.659	206.8
9	1'48.990	32.720	25.621	29.869	20.780	206.5
10	1'49.127	32.738	25.586	29.940	20.863	207.2
11	2'07.237 P	34.309	29.215 *	32.908 *	30.805	205.3
12	8'00.771	33.897	25.992	29.897	20.788	
13	1'48.494 *	32.681 *	25.587	29.530	20.696	204.5
14	1'48.545 *	32.374	25.941 *	29.628	20.602	205.7
15	1'47.901 *	32.628 *	25.572	28.979 *	20.722	204.1
16	1'48.162	32.532	25.440	29.585	20.605	204.1

19th **73** **Valentin PERRONE** Red Bull KTM Tech3 ARG
Runs=1 Total laps=19 Full laps=18 Valid laps=14

1	2'25.768	31.650	26.702	30.642	21.082	
2	1'50.985 *	33.569	26.250	30.163 *	21.003	206.5
3	1'49.466	32.917	25.846	29.796	20.907	210.1
4	1'49.031	32.995	25.641	29.727	20.668	209.3
5	1'54.444	38.174	25.747	29.847	20.676	206.1
6	1'48.473	32.709	25.597	29.562	20.605	208.0
7	1'48.475	32.721	25.621	29.574	20.559	208.4
8	1'48.662	32.700	25.337	29.986	20.639	207.6
9	1'56.093 *	36.394	25.901	33.037 *	20.761	206.1
10	1'48.248	32.702	25.502	29.510	20.534	208.8
11	1'48.827	33.047	25.479	29.545	20.756	208.4
12	1'48.179	32.625	25.538	29.478	20.538	207.6
13	1'48.565	32.913	25.491	29.521	20.640	204.1
14	1'48.044 *	32.902 *	25.568	28.837 *	20.737	204.1
15	1'48.721	32.778	25.840	29.480	20.623	204.1
16	1'48.551	32.753	25.503	29.544	20.751	203.0
17	1'48.347	32.523	25.474	29.642	20.708	204.5
18	1'50.216 *	32.582	27.726	29.233 *	20.675	203.7
19	1'48.358	32.751	25.457	29.597	20.553	206.1

20th **78** **Joel ESTEBAN** LEVEL UP - MTA SPA
Runs=1 Total laps=19 Full laps=18 Valid laps=13

1	2'25.768	31.650	26.702	30.642	21.082	
2	1'50.985 *	33.569	26.250	30.163 *	21.003	206.5
3	1'49.466	32.917	25.846	29.796	20.907	210.1
4	1'49.031	32.995	25.641	29.727	20.668	209.3
5	1'54.444	38.174	25.747	29.847	20.676	206.1
6	1'48.473	32.709	25.597	29.562	20.605	208.0
7	1'48.475	32.721	25.621	29.574	20.559	208.4
8	1'48.662	32.700	25.337	29.986	20.639	207.6
9	1'56.093 *	36.394	25.901	33.037 *	20.761	206.1
10	1'48.248	32.702	25.502	29.510	20.534	208.8
11	1'48.827	33.047	25.479	29.545	20.756	208.4
12	1'48.179	32.625	25.538	29.478	20.538	207.6
13	1'48.565	32.913	25.491	29.521	20.640	204.1
14	1'48.044 *	32.902 *	25.568	28.837 *	20.737	204.1
15	1'48.721	32.778	25.840	29.480	20.623	204.1
16	1'48.551	32.753	25.503	29.544	20.751	203.0
17	1'48.347	32.523	25.474	29.642	20.708	204.5
18	1'50.216 *	32.582	27.726	29.233 *	20.675	203.7
19	1'48.358	32.751	25.457	29.597	20.553	206.1

21st **19** **Scott OGDEN** CIP Green Power GBR
Runs=2 Total laps=16 Full laps=13 Valid laps=12

1	2'32.029 *	31.757	27.224	31.345	21.339 *	
2	1'52.430	33.999	26.382	30.723	21.326	204.9
3	1'50.530	33.438	25.991	30.215	20.886	205.7
4	1'49.915	33.253	25.832	30.047	20.783	206.5
5	1'50.091 *	33.475	25.841	30.082 *	20.693	207.2
6	1'49.830	32.950	25.684	30.110	21.086	207.2
7	1'49.240	32.903	25.764	29.858	20.715	206.8
8	1'50.791	32.960	26.804	30.259	20.768	208.4
9	1'50.901	34.311	25.933	29.880	20.777	206.8
10	1'49.282	32.745	25.808	29.934	20.795	206.1
11	1'49.290	33.004	25.716	29.825	20.745	207.2
12	1'59.510 P	32.831	25.772	30.663	30.244	204.9
13	8'18.903 *	34.255	26.066	28.959 *	20.749	
14	1'48.736	32.777	25.707	29.631	20.621	203.0
15	1'48.601	32.501	25.657	29.857	20.586	204.1
16	1'48.381	32.595	25.538	29.617	20.631	204.5

22nd **10** **Nicola CARRARO** Rivacold Snipers Team ITA
Runs=2 Total laps=15 Full laps=12 Valid laps=10

1	2'41.149	33.039	27.700	31.091	21.621	
2	1'52.662	34.162	26.776	30.515	21.209	205.7
3	1'50.911	33.540	26.130	30.224	21.017	204.9
4	1'50.365	33.279	25.991	29.959	21.136	205.3
5	1'49.993 *	33.168	26.120	29.914	20.791 *	205.7
6	1'50.388	33.227	26.226	29.982	20.953	205.3
7	1'49.993	33.023	26.082	29.899	20.989	204.9
8	1'50.742	33.259	26.120	30.363	21.000	205.3
9	1'50.249	33.106	26.262	29.954	20.927	205.7
10	2'02.857 P	33.193	27.486	31.973	30.205	204.1
11	8'37.899	31.269	26.363	29.835	20.776	
12	1'49.328	32.831	25.739	29.842	20.916	205.7
13	1'48.571	32.599	25.532	29.629	20.811	206.1
14	1'49.194 *	33.177	25.933 *	29.409 *	20.675	205.7

Fastest Lap: David ALMANSA SPA Liqui Moly Dynavolt Intact GP **1'46.956** 32.113 25.260 29.223 20.360

These data/results cannot be reproduced, stored and/or transmitted in whole or in part by any manner of electronic, mechanical, photocopying, recording, broadcasting or otherwise now known or herein after developed without the previous express consent by the copyright owner, except for reproduction in daily press and regular printed publications on sale to the public within 60 days of the event related to those data/results and always provided that copyright symbol appears together as follows below.

© MotoGP Sports Entertainment Group, 2026

Official MotoGP Timing by TISSOT

www.motogp.com

Balatonfokajár, Friday, June 5, 2026

Page 4 of 5



Free Practice Nr. 1

Moto3™

Lap	Lap Time	T1	T2	T3	T4	Speed	Lap	Lap Time	T1	T2	T3	T4	Speed	
15	1'48.568	32.555	25.612	29.756	20.645	204.9	15	1'49.633	32.838	25.936	29.887	20.972	202.6	
23rd	18	Matteo BERTELLE				LEVEL UP - MTA	ITA	16	1'49.519	32.837	25.680	30.016	20.986	201.4
		Runs=2	Total laps=16	Full laps=13	Valid laps=11			17	1'49.543	32.702	25.827	30.190	20.824	203.0
1	2'22.466	33.169	27.790	32.137	21.925		18	1'49.132	32.812	25.719	29.867	20.734	205.3	
2	1'52.123	33.872	26.376	30.488	21.387	206.1	19	1'49.309	32.764	25.631	30.161	20.753	204.5	
3	1'50.951	33.456	26.272	30.228	20.995	205.3	26th	9	Veda PRATAMA				Honda Team Asia	INA
4	1'50.769	33.282	26.902	29.872	20.713	206.8			Runs=1	Total laps=19	Full laps=17	Valid laps=8		
5	1'49.824	32.904	26.059	29.978	20.883	208.0	1	2'24.253	32.666	27.969	31.836	22.352		
6	1'51.756	32.751	27.456	30.744	20.805	209.3	2	1'53.349	33.569	27.000	31.416	21.364	207.6	
7	1'49.111	32.836	25.661	29.946	20.668	208.4	3	1'50.832 *	33.289	26.222	30.309	21.012 *	206.8	
8	1'48.626	32.658	25.404	29.809	20.755	208.4	4	1'50.133	33.246	25.659	30.313	20.915	207.6	
9	1'54.377	36.839	26.300	30.214	21.024	206.5	5	1'49.846 *	33.055 *	26.000	30.070	20.721	210.9	
10	1'57.468 P	32.753	25.585	29.859	29.271	207.6	6	1'49.722	33.215	25.617	30.052	20.838	208.4	
11	7'37.217	32.592	26.577	30.359	20.865		7	1'49.237	32.799	25.735	29.898	20.805	205.3	
12	1'49.376	32.900	25.718	29.845	20.913	203.7	8	1'49.169	32.852	25.562	29.910	20.845	209.3	
13	1'51.638 *	33.059 *	26.273	31.257	21.049	204.5	9	1'50.294	32.630	26.366	30.301	20.997	207.2	
14	1'50.196	32.914	25.938	30.232	21.112	204.5	10	1'49.807 *	32.975 *	25.676	30.050	21.106	205.3	
15	1'49.945	33.180	25.756	30.083	20.926	205.7	11	1'51.761 *	32.972 *	25.708	30.652 *	22.429	207.2	
16	1'51.480 *	32.829	25.475	30.400 *	22.776	206.5	12	1'49.418	33.126	25.534	29.852	20.906	205.3	
24th	32	Zen MITANI				Honda Team Asia	JPN	13	1'49.581	32.828	25.657	30.108	20.988	204.1
		Runs=2	Total laps=15	Full laps=12	Valid laps=10			14	1'48.939 *	32.810	25.350 *	29.741 *	21.038	205.3
1	2'18.506	33.452	27.988	32.734	21.865		15	1'50.361 *	33.088	25.973 *	30.236	21.064	204.9	
2	1'54.105	35.600	26.606	30.710	21.189	201.4	16	1'52.844 *	33.037	25.696	32.305 *	21.806	204.5	
3	1'51.852	33.694	26.652	30.314	21.192	203.3	17	1'50.142 *	33.070 *	25.732	30.130	21.210	206.5	
4	1'53.660 *	34.528	26.941	30.200	21.991 *	203.0	18	1'51.275 *	33.042 *	26.432	30.579	21.222	204.5	
5	1'50.897	33.375	26.547	30.060	20.915	204.5	19	2'00.495 P	33.092	25.826	30.207	31.370	204.1	
6	1'52.362	34.941	26.376	30.063	20.982	206.8								
7	1'54.926 *	33.120	26.233	33.136 *	22.437	205.3								
8	1'50.468	33.288	26.150	29.972	21.058	207.2								
9	2'01.245 P	33.984 *	26.682	30.805	29.774	205.3								
10	8'23.506	32.443	27.200	30.341	21.122									
11	1'49.839	32.920	25.949	30.154	20.816	202.2								
12	1'53.929	35.499	25.973	31.480	20.977	202.6								
13	1'49.066	32.600	25.931	29.720	20.815	204.9								
14	1'49.136	32.643	25.897	29.778	20.818	204.9								
15	1'49.519	32.761	26.120	29.832	20.806	202.6								
25th	5	Leo RAMMERSTORFER				SIC58 Squadra Corse	AUT							
		Runs=1	Total laps=19	Full laps=18	Valid laps=14									
1	2'26.774	32.604	27.572	31.553	21.503									
2	1'52.669 *	34.422	26.265	30.479 *	21.503	206.5								
3	1'52.121	33.654	26.468	30.841	21.158	204.1								
4	1'50.635	33.255	26.062	30.384	20.934	207.2								
5	1'51.932	33.706	26.512	30.617	21.097	205.7								
6	1'51.059 *	34.189	25.846	29.991 *	21.033	208.4								
7	1'50.089 *	33.122	25.854	30.158	20.955 *	207.6								
8	1'50.148	33.019	26.234	30.028	20.867	206.1								
9	1'49.978	33.395	25.864	29.835	20.884	208.0								
10	1'49.448	32.915	25.733	29.914	20.886	204.5								
11	1'51.881 *	34.910	26.048	29.816 *	21.107	204.5								
12	1'50.243	33.036	26.061	30.116	21.030	202.2								
13	1'50.725	32.939	26.031	30.465	21.290	201.8								
14	1'50.212	33.004	25.842	30.396	20.970	201.8								

Fastest Lap: David ALMANSA SPA Liqui Moly Dynavolt Intact GP 1'46.956 32.113 25.260 29.223 20.360

These data/results cannot be reproduced, stored and/or transmitted in whole or in part by any manner of electronic, mechanical, photocopying, recording, broadcasting or otherwise now known or herein after developed without the previous express consent by the copyright owner, except for reproduction in daily press and regular printed publications on sale to the public within 60 days of the event related to those data/results and always provided that copyright symbol appears together as follows below.

© MotoGP Sports Entertainment Group, 2026

Official MotoGP Timing by  TISSOT

www.motogp.com

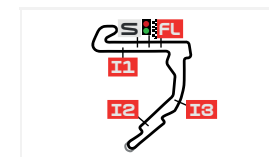
Balatonfokajár, Friday, June 5, 2026

Page 5 of 5

BEST PARTIAL TIMES

GRAND PRIX OF HUNGARY

FREE PRACTICE NR. 1



Balaton Park Circuit 4075 m.

IT Ideal Lap Time, sum of the best partial times

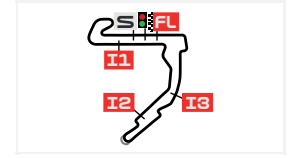
BT Best Lap Time

Pos	<i>T1</i>		<i>T2</i>		<i>T3</i>		<i>T4</i>		Pos	Rider	<i>IT</i>	<i>BT</i>	
	Rider	Time	Rider	Time	Rider	Time	Rider	Time					
1	D.ALMANSA	32.046	A.CARPE	25.078	D.ALMANSA	29.223	D.ALMANSA	20.318	1	D.ALMANSA	1'46.763	1'46.956	(1)
2	E.O'SHEA	32.123	M.QUILES	25.121	R.MOODLEY	29.227	C.O'GORMAN	20.375	2	A.CARPE	1'47.047	1'47.063	(2)
3	J.KELSO	32.159	D.ALMANSA	25.176	A.CARPE	29.283	D.MUÑOZ	20.397	3	M.QUILES	1'47.175	1'47.622	(8)
4	G.PINI	32.196	M.MORELLI	25.192	D.MUÑOZ	29.313	R.MOODLEY	20.399	4	D.MUÑOZ	1'47.223	1'47.256	(3)
5	A.CARPE	32.200	J.KELSO	25.228	A.FERNANDEZ	29.352	J.KELSO	20.435	5	R.MOODLEY	1'47.267	1'47.342	(4)
6	M.QUILES	32.235	A.FERNANDEZ	25.229	M.QUILES	29.363	M.MORELLI	20.441	6	E.O'SHEA	1'47.321	1'47.611	(7)
7	A.FERNANDEZ	32.251	D.MUÑOZ	25.232	J.RIOS	29.381	M.QUILES	20.456	7	A.FERNANDEZ	1'47.363	1'47.571	(6)
8	D.MUÑOZ	32.281	E.O'SHEA	25.255	E.O'SHEA	29.383	H.DANISH	20.481	8	J.KELSO	1'47.411	1'47.494	(5)
9	R.YAMANAKA	32.289	C.O'GORMAN	25.268	G.PINI	29.444	J.RIOS	20.486	9	G.PINI	1'47.577	1'47.670	(9)
10	J.ESTEBAN	32.295	B.URIARTE	25.334	B.URIARTE	29.445	A.CARPE	20.486	10	M.MORELLI	1'47.590	1'47.823	(12)
11	R.SALMELA	32.301	R.MOODLEY	25.336	V.PERRONE	29.478	R.SALMELA	20.509	11	C.O'GORMAN	1'47.650	1'48.020	(16)
12	R.MOODLEY	32.305	V.PERRONE	25.337	R.YAMANAKA	29.492	R.YAMANAKA	20.510	12	R.SALMELA	1'47.744	1'47.750	(10)
13	C.BUCHANAN	32.374	H.DANISH	25.363	C.O'GORMAN	29.494	J.ESTEBAN	20.526	13	H.DANISH	1'47.748	1'47.980	(15)
14	H.DANISH	32.381	G.PINI	25.391	H.DANISH	29.523	A.FERNANDEZ	20.531	14	R.YAMANAKA	1'47.752	1'47.793	(11)
15	M.MORELLI	32.398	R.SALMELA	25.395	C.BUCHANAN	29.530	V.PERRONE	20.534	15	B.URIARTE	1'47.817	1'47.917	(14)
16	B.URIARTE	32.480	M.BERTELLE	25.404	R.SALMELA	29.539	G.PINI	20.546	16	J.ESTEBAN	1'47.846	1'48.228	(20)
17	S.OGDEN	32.501	C.BUCHANAN	25.440	M.MORELLI	29.559	A.CRUCES	20.552	17	J.RIOS	1'47.847	1'47.866	(13)
18	J.RIOS	32.508	J.ESTEBAN	25.442	A.CRUCES	29.564	B.URIARTE	20.558	18	V.PERRONE	1'47.872	1'48.179	(19)
19	C.O'GORMAN	32.513	A.CRUCES	25.457	J.ESTEBAN	29.583	E.O'SHEA	20.560	19	C.BUCHANAN	1'47.946	1'48.162	(18)
20	V.PERRONE	32.523	R.YAMANAKA	25.461	J.KELSO	29.589	S.OGDEN	20.586	20	A.CRUCES	1'48.109	1'48.109	(17)
21	A.CRUCES	32.536	J.RIOS	25.472	S.OGDEN	29.617	C.BUCHANAN	20.602	21	S.OGDEN	1'48.242	1'48.381	(21)
22	N.CARRARO	32.555	N.CARRARO	25.532	N.CARRARO	29.629	N.CARRARO	20.645	22	N.CARRARO	1'48.361	1'48.568	(22)
23	Z.MITANI	32.600	V.PRATAMA	25.534	Z.MITANI	29.720	M.BERTELLE	20.668	23	M.BERTELLE	1'48.539	1'48.626	(23)
24	V.PRATAMA	32.630	S.OGDEN	25.538	M.BERTELLE	29.809	V.PRATAMA	20.721	24	V.PRATAMA	1'48.737	1'49.169	(26)
25	M.BERTELLE	32.658	L.RAMMERSTOR	25.631	L.RAMMERSTOR	29.835	L.RAMMERSTOR	20.734	25	L.RAMMERSTORFER	1'48.902	1'49.132	(25)

These data/results cannot be reproduced, stored and/or transmitted in whole or in part by any manner of electronic, mechanical, photocopying, recording, broadcasting or otherwise now known or herein after developed without the previous express consent by the copyright owner, except for reproduction in daily press and regular printed publications on sale to the public within 60 days of the event related to those data/results and always provided that copyright symbol appears together as follows below.

© MotoGP Sports Entertainment Group, 2026

BEST PARTIAL TIMES
 GRAND PRIX OF HUNGARY
 FREE PRACTICE NR. 1



Balaton Park Circuit 4075 m.

IT Ideal Lap Time, sum of the best partial times

BT Best Lap Time

Pos	T1		T2		T3		T4		Pos	Rider	IT	BT
	Rider	Time	Rider	Time	Rider	Time	Rider	Time				
26	L.RAMMERSTOR	32.702	Z.MITANI	25.897	V.PRATAMA	29.852	Z.MITANI	20.806	26	Z.MITANI	1'49.023	1'49.066 (24)

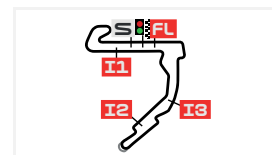
These data/results cannot be reproduced, stored and/or transmitted in whole or in part by any manner of electronic, mechanical, photocopying, recording, broadcasting or otherwise now known or herein after developed without the previous express consent by the copyright owner, except for reproduction in daily press and regular printed publications on sale to the public within 60 days of the event related to those data/results and always provided that copyright symbol appears together as follows below.

© MotoGP Sports Entertainment Group, 2026

FASTEST LAPS SEQUENCE

GRAND PRIX OF HUNGARY

FREE PRACTICE NR. 1



Balaton Park Circuit

4075 m.

<i>Practice Time</i>	<i>#</i>	<i>Rider</i>	<i>Nation</i>	<i>Motorcycle</i>	<i>Time</i>	<i>Km/h</i>	<i>Rider's Lap</i>
3'51.960	28	Maximo QUILES	SPA	KTM	1'50.654	132.5	2
4'20.573	83	Alvaro CARPE	SPA	KTM	1'50.129	133.2	2
4'34.091	64	David MUÑOZ	SPA	KTM	1'49.882	133.5	2
5'41.280	28	Maximo QUILES	SPA	KTM	1'49.320	134.1	3
6'53.675	22	David ALMANSA	SPA	KTM	1'48.762	134.8	3
7'29.784	28	Maximo QUILES	SPA	KTM	1'48.504	135.2	4
8'11.930	64	David MUÑOZ	SPA	KTM	1'48.211	135.5	4
9'17.827	28	Maximo QUILES	SPA	KTM	1'48.043	135.7	5
11'05.712	28	Maximo QUILES	SPA	KTM	1'47.885	135.9	6
11'47.893	64	David MUÑOZ	SPA	KTM	1'47.592	136.3	6
13'35.381	64	David MUÑOZ	SPA	KTM	1'47.488	136.4	7
28'53.540	22	David ALMANSA	SPA	KTM	1'47.354	136.6	12
30'40.670	22	David ALMANSA	SPA	KTM	1'47.130	136.9	13
34'14.918	22	David ALMANSA	SPA	KTM	1'46.956	137.1	15

These data/results cannot be reproduced, stored and/or transmitted in whole or in part by any manner of electronic, mechanical, photocopying, recording, broadcasting or otherwise now known or herein after developed without the previous express consent by the copyright owner, except for reproduction in daily press and regular printed publications on sale to the public within 60 days of the event related to those data/results and always provided that copyright symbol appears together as follows below.

© MotoGP Sports Entertainment Group, 2026

Official MotoGP Timing by www.motogp.com

Balatonfokajár, Friday, June 5, 2026