



TT Circuit Assen

4542 m.

CLASSIFICATION

GRAND PRIX OF THE NETHERLANDS TISSOT GRAND PRIX OF THE WARM UP

#	Rider	Nation	Team	Motorcycle	Time	Lap Total	Gap	T. Speed
1	72 Marco BEZZECCHI	ITA	Aprilia Racing	APRILIA	1'31.955	6	7	308.5
2	79 Ai OGURA	JPN	SuperFile Trackhouse MotoGP Team	APRILIA	1'31.957	7	7	0.002 0.002 309.4
3	63 Francesco BAGNAIA	ITA	Ducati Lenovo Team	DUCATI	1'32.183	7	7	0.228 0.226 306.8
4	37 Pedro ACOSTA	SPA	Red Bull KTM Factory Racing	KTM	1'32.229	6	7	0.274 0.046 303.3
5	73 Alex MARQUEZ	SPA	BK8 Gresini Racing MotoGP	DUCATI	1'32.266	5	7	0.311 0.037 310.3
6	93 Marc MARQUEZ	SPA	Ducati Lenovo Team	DUCATI	1'32.294	5	7	0.339 0.028 311.2
7	49 Fabio DI GIANNANTONIO	ITA	Pertamina Enduro VR46 Racing Team	DUCATI	1'32.308	7	7	0.353 0.014 312.1
8	25 Raul FERNANDEZ	SPA	SuperFile Trackhouse MotoGP Team	APRILIA	1'32.394	5	6	0.439 0.086 303.3
9	36 Joan MIR	SPA	Honda HRC Castrol	HONDA	1'32.458	4	6	0.503 0.064 304.2
10	23 Enea BASTIANINI	ITA	Red Bull KTM Tech3	KTM	1'32.528	5	7	0.573 0.070 310.3
11	89 Jorge MARTIN	SPA	Aprilia Racing	APRILIA	1'32.545	7	7	0.590 0.017 305.0
12	20 Fabio QUARTARARO	FRA	Monster Energy Yamaha MotoGP Team	YAMAHA	1'32.595	6	6	0.640 0.050 299.1
13	33 Brad BINDER	RSA	Red Bull KTM Factory Racing	KTM	1'32.826	6	7	0.871 0.231 309.4
14	21 Franco MORBIDELLI	ITA	Pertamina Enduro VR46 Racing Team	DUCATI	1'32.900	6	7	0.945 0.074 305.9
15	11 Diogo MOREIRA	BRA	Pro Honda LCR	HONDA	1'32.911	6	7	0.956 0.011 311.2
16	7 Toprak RAZGATLIOGLU	TUR	Prima Pramac Yamaha MotoGP	YAMAHA	1'33.023	5	7	1.068 0.112 305.9
17	10 Luca MARINI	ITA	Honda HRC Castrol	HONDA	1'33.185	7	7	1.230 0.162 311.2
18	42 Alex RINS	SPA	Monster Energy Yamaha MotoGP Team	YAMAHA	1'33.244	6	7	1.289 0.059 304.2
19	43 Jack MILLER	AUS	Prima Pramac Yamaha MotoGP	YAMAHA	1'33.256	6	6	1.301 0.012 301.6
20	12 Maverick VIÑALES	SPA	Red Bull KTM Tech3	KTM	1'33.334	6	7	1.379 0.078 301.6
21	47 Augusto FERNANDEZ	SPA	Yamaha Factory Racing	YAMAHA	1'33.855	4	7	1.900 0.521 300.8
22	35 Cal CRUTCHLOW	GBR	Castrol Honda LCR	HONDA	1'34.931	4	6	2.976 1.076 302.5

 Practice condition: **Dry**

Air: 25°

Humidity: 72%

Ground: 30°

Fastest Lap:	Lap: 6	Marco BEZZECCHI	1'31.955	177.8 Km/h
Best Race Lap:	2024	Francesco BAGNAIA	1'31.866	177.9 Km/h
All-Time Lap Record:	2024	Francesco BAGNAIA	1'30.540	180.5 Km/h

The results are provisional until the end of the limit for protest and appeals.

Time limit for protest expires 60' after publication of the results - Time:

Roland BRONTSEMA
10:05

These data/results cannot be reproduced, stored and/or transmitted in whole or in part by any manner of electronic, mechanical, photocopying, recording, broadcasting or otherwise now known or herein after developed without the previous express consent by the copyright owner, except for reproduction in daily press and regular printed publications on sale to the public within 60 days of the event related to those data/results and always provided that copyright symbol appears together as follows below.

© MotoGP Sports Entertainment Group, 2026

Official MotoGP Timing by

www.motogp.com

Assen, Sunday, June 28, 2026



TT Circuit Assen

4542 m.

TOP SPEED & AVERAGE

GRAND PRIX OF THE NETHERLANDS TISSOT GRAND PRIX OF THE NETHERLANDS WARM UP

#	Rider	Nation	Motorcycle	Top 5 speeds					Average	Top
49	Fabio DI GIANNANTONIO	ITA	DUCATI	312.1	311.2	310.3	310.3	308.5	310.5	312.1
10	Luca MARINI	ITA	HONDA	311.2	309.4	307.6	306.8	306.8	308.4	311.2
11	Diogo MOREIRA	BRA	HONDA	311.2	310.3	309.4	308.5	307.6	309.4	311.2
93	Marc MARQUEZ	SPA	DUCATI	311.2	310.3	307.6	307.6	306.8	308.7	311.2
23	Enea BASTIANINI	ITA	KTM	310.3	308.5	306.8	305.9	305.9	307.2	310.3
73	Alex MARQUEZ	SPA	DUCATI	310.3	309.4	307.6	307.6	307.6	308.5	310.3
33	Brad BINDER	RSA	KTM	309.4	309.4	308.5	306.8	305.9	307.7	309.4
79	Ai OGURA	JPN	APRILIA	309.4	307.6	305.9	305.9	305.0	306.8	309.4
72	Marco BEZZECCHI	ITA	APRILIA	308.5	307.6	305.0	304.2	304.2	305.9	308.5
63	Francesco BAGNAIA	ITA	DUCATI	306.8	306.8	306.8	306.8	305.9	306.5	306.8
7	Toprak RAZGATLIOGLU	TUR	YAMAHA	305.9	304.2	303.3	303.3	302.5	303.8	305.9
21	Franco MORBIDELLI	ITA	DUCATI	305.9	305.0	305.0	304.2	304.2	304.9	305.9
89	Jorge MARTIN	SPA	APRILIA	305.0	305.0	305.0	304.2	303.3	304.5	305.0
36	Joan MIR	SPA	HONDA	304.2	304.2	303.3	302.5	300.8	303.0	304.2
42	Alex RINS	SPA	YAMAHA	304.2	303.3	303.3	303.3	302.5	303.3	304.2
25	Raul FERNANDEZ	SPA	APRILIA	303.3	303.3	302.5	301.6	298.3	301.8	303.3
37	Pedro ACOSTA	SPA	KTM	303.3	302.5	301.6	301.6	301.6	302.1	303.3
35	Cal CRUTCHLOW	GBR	HONDA	302.5	302.5	302.5	301.6	297.5	301.3	302.5
12	Maverick VIÑALES	SPA	KTM	301.6	300.8	300.8	300.8	300.0	300.8	301.6
43	Jack MILLER	AUS	YAMAHA	301.6	300.8	300.8	300.8	297.5	300.3	301.6
47	Augusto FERNANDEZ	SPA	YAMAHA	300.8	300.8	300.0	298.3	298.3	299.6	300.8
20	Fabio QUARTARARO	FRA	YAMAHA	299.1	299.1	298.3	297.5	297.5	298.3	299.1

These data/results cannot be reproduced, stored and/or transmitted in whole or in part by any manner of electronic, mechanical, photocopying, recording, broadcasting or otherwise now known or herein after developed without the previous express consent by the copyright owner, except for reproduction in daily press and regular printed publications on sale to the public within 60 days of the event related to those data/results and always provided that copyright symbol appears together as follows below.

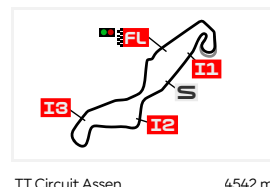
© MotoGP Sports Entertainment Group, 2026

Official MotoGP Timing by www.motogp.com

Assen, Sunday, June 28, 2026

CHRONOLOGICAL ANALYSIS OF PERFORMANCES

GRAND PRIX OF THE NETHERLANDS TISSOT GRAND PRIX OF THE NETHERLANDS WARM UP



* Lap / Sector time cancelled
 P Crossing the finish line in pit lane
 ** Tyre data subject to further updates

T1 Time from finish line to 1st intermediate
 T2 Time from 1st intermed. to 2nd intermed.

T3 Time from 2nd intermed. to 3rd intermed.
 T4 Time from 3rd intermediate to finish line

Lap	Lap Time	T1	T2	T3	T4	Speed
1st	72	Marco BEZZECCHI		APRILIA	ITA	
Aprilia Racing		Runs=1	Total laps=7	Full laps=6	Valid laps=6	
Run #	1	Front Tyre	Slick-Medium	Rear Tyre	Slick-Medium	
9 Laps at start		New Tyre				
1	1'49.736	31.911	16.044	28.051	22.536	300.8
2	1'34.380	31.079	14.886	26.657	21.758	302.5
3	1'32.912	30.849	14.545	26.296	21.222	304.2
4	1'32.095	30.413	14.383	26.147	21.152	305.0
5	1'32.835	30.413	14.472	26.438	21.512	308.5
6	1'31.955	30.416	14.297	26.078	21.164	307.6
7	1'34.971	32.185	14.579	26.480	21.727	304.2

Lap	Lap Time	T1	T2	T3	T4	Speed
2nd	79	Ai OGURA		APRILIA	JPN	
SuperFile Trackhouse MotoGP Team		Runs=1	Total laps=7	Full laps=6	Valid laps=5	
Run #	1	Front Tyre	Slick-Medium	Rear Tyre	Slick-Medium	
9 Laps at start		New Tyre				
1	1'58.829	32.605	15.823	28.212	22.525	299.1
2	1'34.155	31.290	14.701	26.562	21.602	304.2
3	1'33.110 *	30.813	14.566	26.398	21.333 *	305.9
4	1'32.532	30.565	14.554	26.207	21.206	307.6
5	1'33.052	30.602	14.579	26.425	21.446	309.4
6	1'36.209	33.124	14.880	26.916	21.289	305.0
7	1'31.957	30.561	14.312	26.157	20.927	305.9

Lap	Lap Time	T1	T2	T3	T4	Speed
3rd	63	Francesco BAGNAIA		DUCATI	ITA	
Ducati Lenovo Team		Runs=1	Total laps=7	Full laps=6	Valid laps=6	
Run #	1	Front Tyre	Slick-Medium	Rear Tyre	Slick-Medium	
8 Laps at start		New Tyre				
1	1'38.714	31.898	15.466	27.306	22.111	297.5
2	1'33.586	30.948	14.555	26.322	21.761	306.8
3	1'33.075	30.675	14.531	26.373	21.496	305.9
4	1'32.384	30.489	14.383	26.233	21.279	305.9
5	1'32.433	30.409	14.383	26.287	21.354	306.8
6	1'32.215	30.457	14.302	26.226	21.230	306.8
7	1'32.183	30.391	14.255	26.320	21.217	306.8

Lap	Lap Time	T1	T2	T3	T4	Speed
4th	37	Pedro ACOSTA		KTM	SPA	
Red Bull KTM Factory Racing		Runs=1	Total laps=7	Full laps=6	Valid laps=5	

Run #	Lap Time	T1	T2	T3	T4	Speed
1	1'47.935	32.779	16.096	27.614	22.544	286.4
2	1'34.148	31.266	14.844	26.513	21.525	302.5
3	1'33.145	30.576	14.626	26.474	21.469	301.6
4	1'32.707	30.551	14.546	26.363	21.247	301.6
5	1'32.462	30.458	14.493	26.276	21.235	301.6
6	1'32.229	30.391	14.386	26.267	21.185	303.3
7	1'48.118 *	35.761	16.432	29.484	26.441 *	215.1

Run #	Lap Time	T1	T2	T3	T4	Speed
5th	73	Alex MARQUEZ		DUCATI	SPA	
BK8 Gresini Racing MotoGP		Runs=1	Total laps=7	Full laps=6	Valid laps=5	
Run #	1	Front Tyre	Slick-Soft	Rear Tyre	Slick-Soft	
New Tyre		New Tyre				
1	1'48.266	34.158	15.883	28.455	22.619	296.7
2	1'34.095	31.133	14.894	26.416	21.652	307.6
3	1'33.078	30.520	14.623	26.372	21.563	310.3
4	1'33.282	30.545	14.593	26.679	21.465	309.4
5	1'32.266	30.474	14.466	26.085	21.241	307.6
6	1'32.364	30.502	14.408	26.235	21.219	307.6
7	1'42.940 *	36.648	18.192	26.700	21.400 *	173.3

Run #	Lap Time	T1	T2	T3	T4	Speed
6th	93	Marc MARQUEZ		DUCATI	SPA	
Ducati Lenovo Team		Runs=1	Total laps=7	Full laps=6	Valid laps=4	
Run #	1	Front Tyre	Slick-Soft	Rear Tyre	Slick-Medium	
New Tyre		New Tyre				
1	1'54.633	34.618	16.385	28.404	22.700	279.0
2	1'35.227	31.135	15.100	27.103	21.889	306.8
3	1'33.942 *	30.811	14.639	26.596	21.896 *	307.6
4	1'32.932 *	30.825 *	14.458	26.404	21.245	310.3
5	1'32.294	30.456	14.326	26.243	21.269	311.2
6	1'40.695	32.826	16.824	29.056	21.989	187.1
7	1'32.727	30.560	14.471	26.496	21.200	307.6

Run #	Lap Time	T1	T2	T3	T4	Speed
7th	49	Fabio DI GIANNANTONIO		DUCATI	ITA	
Pertamina Enduro VR46 Racing Team		Runs=1	Total laps=7	Full laps=6	Valid laps=4	
Run #	1	Front Tyre	Slick-Soft	Rear Tyre	Slick-Medium	
New Tyre		New Tyre				
1	1'55.387	31.877	15.406	27.478	22.949	306.8
2	1'34.691 *	31.201	14.898	26.712	21.880 *	312.1

Fastest Lap:	Marco BEZZECCHI	ITA	Aprilia Racing	1'31.955	30.416	14.297	26.078	21.164
---------------------	-----------------	-----	----------------	-----------------	--------	--------	--------	--------

These data/results cannot be reproduced, stored and/or transmitted in whole or in part by any manner of electronic, mechanical, photocopying, recording, broadcasting or otherwise now known or herein after developed without the previous express consent by the copyright owner, except for reproduction in daily press and regular printed publications on sale to the public within 60 days of the event related to those data/results and always provided that copyright symbol appears together as follows below.

© MotoGP Sports Entertainment Group, 2026

Official MotoGP Timing by

www.motogp.com

Assen, Sunday, June 28, 2026

Warm Up

MotoGP™

Lap	Lap Time	T1	T2	T3	T4	Speed
3	1'33.469	30.818	14.640	26.471	21.540	311.2
4	1'32.522	30.493	14.449	26.283	21.297	310.3
5	1'32.895	30.573	14.349	26.270	21.703	310.3
6	1'32.847 *	30.712	14.530	26.221	21.384 *	308.5
7	1'32.308	30.489	14.416	26.205	21.198	306.8

8th 25 **Raul FERNANDEZ** APRILIA SPA
SuperFile Trackhouse MotoGP Team

Runs=2 Total laps=6 Full laps=4 Valid laps=4

Run #	1	Front Tyre	Slick-Medium	Rear Tyre	Slick-Soft	Speed
			13 Laps at start		8 Laps at start	
1	1'50.976	P	31.631	15.777	27.981	293.4

Run #	2	Front Tyre	Slick-Medium	Rear Tyre	Slick-Medium	Speed
			9 Laps at start		New Tyre	
2	2'01.852		30.461	15.336	26.928	298.3
3	1'33.027		30.655	14.798	26.310	302.5
4	1'32.717		30.522	14.513	26.139	303.3
5	1'32.394		30.461	14.489	26.179	301.6
6	1'32.400		30.516	14.465	26.223	303.3

9th 36 **Joan MIR** HONDA SPA
Honda HRC Castrol

Runs=1 Total laps=6 Full laps=5 Valid laps=4

Run #	1	Front Tyre	Slick-Soft	Rear Tyre	Slick-Soft	Speed
			New Tyre		New Tyre	
1	2'13.484		32.456	15.628	27.487	300.8
2	1'33.955		30.908	14.828	26.524	302.5
3	1'32.911		30.602	14.648	26.241	304.2
4	1'32.458		30.410	14.616	26.178	303.3
5	1'32.608 *		30.452	14.491	26.361	304.2
6	1'47.475		40.255	15.421	29.648	297.5

10th 23 **Enea BASTIANINI** KTM ITA
Red Bull KTM Tech3

Runs=1 Total laps=7 Full laps=6 Valid laps=4

Run #	1	Front Tyre	Slick-Medium	Rear Tyre	Slick-Medium	Speed
			9 Laps at start		New Tyre	
1	1'50.542		32.760	15.742	27.784	305.9
2	1'34.232 *		31.259	14.803	26.571	308.5
3	1'33.070 *		30.798 *	14.514	26.371	310.3
4	1'33.220		30.744	14.625	26.418	306.8
5	1'32.528		30.470	14.575	26.230	305.9
6	1'47.530		43.033	16.328	26.642	274.8
7	1'32.926		30.600	14.632	26.289	305.9

11th 89 **Jorge MARTIN** APRILIA SPA
Aprilia Racing

Runs=1 Total laps=7 Full laps=6 Valid laps=6

Run #	1	Front Tyre	Slick-Medium	Rear Tyre	Slick-Medium	Speed
			9 Laps at start		New Tyre	
1	1'52.574		31.828	16.011	27.840	288.7
2	1'34.173		31.241	14.718	26.517	303.3
3	1'33.531		30.868	14.773	26.412	305.0
4	1'32.816		30.713	14.460	26.391	305.0
5	1'32.998		30.743	14.400	26.250	305.0
6	1'32.949		30.690	14.535	26.387	304.2

12th 20 **Fabio QUARTARARO** YAMAHA FRA
Monster Energy Yamaha MotoGP Team

Runs=1 Total laps=6 Full laps=5 Valid laps=5

Run #	1	Front Tyre	Slick-Medium	Rear Tyre	Slick-Medium	Speed
			5 Laps at start		New Tyre	
1	2'49.448		32.681	15.614	28.116	297.5
2	1'37.998		34.181	14.993	27.003	296.7
3	1'33.440		30.845	14.604	26.543	298.3
4	1'33.001		30.781	14.563	26.398	297.5
5	1'32.727		30.552	14.527	26.409	299.1
6	1'32.595		30.492	14.502	26.338	299.1

13th 33 **Brad BINDER** KTM RSA
Red Bull KTM Factory Racing

Runs=1 Total laps=7 Full laps=6 Valid laps=6

Run #	1	Front Tyre	Slick-Medium	Rear Tyre	Slick-Medium	Speed
			8 Laps at start		New Tyre	
1	1'50.095		32.347	15.869	28.504	299.1
2	1'34.231		31.048	14.860	26.630	305.9
3	1'33.458		30.852	14.607	26.432	305.9
4	1'42.120		35.211	14.580	30.712	309.4
5	1'32.854		30.612	14.461	26.423	306.8
6	1'32.826		30.591	14.491	26.331	308.5
7	1'33.354		30.875	14.635	26.444	309.4

14th 21 **Franco MORBIDELLI** DUCATI ITA
Pertamina Enduro VR46 Racing Team

Runs=1 Total laps=7 Full laps=6 Valid laps=6

Run #	1	Front Tyre	Slick-Soft	Rear Tyre	Slick-Soft	Speed
			New Tyre		3 Laps at start	
1	1'50.421		34.207	16.755	29.140	279.0
2	1'36.614		32.336	15.197	26.960	304.2
3	1'34.310		31.153	14.787	26.587	305.0
4	1'33.730		30.877	14.678	26.503	304.2
5	1'33.803		30.777	14.676	26.532	305.9
6	1'32.900		30.568	14.491	26.229	303.3
7	1'33.003		30.824	14.585	26.333	305.0

15th 11 **Diogo MOREIRA** HONDA BRA
Pro Honda LCR

Runs=1 Total laps=7 Full laps=6 Valid laps=5

Run #	1	Front Tyre	Slick-Soft	Rear Tyre	Slick-Soft	Speed
			4 Laps at start		3 Laps at start	
1	1'54.816		33.775	16.447	28.348	279.0
2	1'35.478		31.279	14.969	27.014	308.5
3	1'33.694		31.072	14.636	26.375	310.3
4	1'33.187 *		30.907	14.495	26.257	311.2
5	1'33.341		30.780	14.527	26.370	309.4
6	1'32.911		30.639	14.522	26.349	307.6
7	1'46.739		40.530	15.441	28.636	296.7

Fastest Lap:	Marco BEZZECCHI	ITA	Aprilia Racing	1'31.955	30.416	14.297	26.078	21.164
---------------------	-----------------	-----	----------------	-----------------	--------	--------	--------	--------

These data/results cannot be reproduced, stored and/or transmitted in whole or in part by any manner of electronic, mechanical, photocopying, recording, broadcasting or otherwise now known or herein after developed without the previous express consent by the copyright owner, except for reproduction in daily press and regular printed publications on sale to the public within 60 days of the event related to those data/results and always provided that copyright symbol appears together as follows below.

© MotoGP Sports Entertainment Group, 2026

Official MotoGP Timing by TISSOT

www.motogp.com

Assen, Sunday, June 28, 2026



Warm Up

MotoGP™

Lap	Lap Time	T1	T2	T3	T4	Speed
16th	7	Toprak RAZGATLIOGLU		YAMAHA		TUR
Prima Pramac Yamaha MotoGP						
Runs=1		Total laps=7		Full laps=6		Valid laps=5
Run #	1	Front Tyre	Slick-Medium	Rear Tyre	Slick-Medium	New Tyre
6 Laps at start						
1	1'49.114	32.296	15.881	27.897	22.754	301.6
2	1'38.906	34.473	15.488	27.033	21.912	281.2
3	1'33.524	30.838	14.708	26.505	21.473	303.3
4	1'37.523 *	30.888	14.656	27.132	24.847 *	305.9
5	1'33.023	30.706	14.513	26.434	21.370	302.5
6	1'33.287	30.743	14.504	26.512	21.528	304.2
7	1'33.233	30.879	14.468	26.573	21.313	303.3

Lap	Lap Time	T1	T2	T3	T4	Speed
17th	10	Luca MARINI		HONDA		ITA
Honda HRC Castrol						
Runs=1		Total laps=7		Full laps=6		Valid laps=5
Run #	1	Front Tyre	Slick-Medium	Rear Tyre	Slick-Medium	New Tyre
4 Laps at start						
1	1'55.074	31.642	16.392	28.121	22.789	288.7
2	1'35.376	31.374	15.186	26.802	22.014	306.8
3	1'33.939 *	31.175	14.729	26.584	21.451 *	311.2
4	1'33.781	31.102	14.563	26.566	21.550	309.4
5	1'33.336	30.784	14.596	26.540	21.416	307.6
6	1'33.756	30.838	14.611	26.652	21.655	306.8
7	1'33.185	30.718	14.491	26.615	21.361	305.0

Lap	Lap Time	T1	T2	T3	T4	Speed
18th	42	Alex RINS		YAMAHA		SPA
Monster Energy Yamaha MotoGP Team						
Runs=1		Total laps=7		Full laps=6		Valid laps=5
Run #	1	Front Tyre	Slick-Medium	Rear Tyre	Slick-Medium	New Tyre
9 Laps at start						
1	1'49.299	32.381	15.829	28.247	22.427	299.1
2	1'36.323	31.389	14.762	28.068	22.104	303.3
3	1'33.409	30.907	14.613	26.524	21.365	303.3
4	1'33.409	30.739	14.614	26.471	21.585	303.3
5	1'33.922 *	30.713	14.562	26.508	22.139 *	302.5
6	1'33.244	30.830	14.500	26.480	21.434	304.2
7	1'50.687	44.632	15.370	28.611	22.074	300.8

Lap	Lap Time	T1	T2	T3	T4	Speed
19th	43	Jack MILLER		YAMAHA		AUS
Prima Pramac Yamaha MotoGP						
Runs=1		Total laps=6		Full laps=5		Valid laps=5
Run #	1	Front Tyre	Slick-Medium	Rear Tyre	Slick-Medium	New Tyre
New Tyre						
1	1'48.987	32.535	16.023	27.833	22.902	297.5
2	1'34.200	31.120	14.709	26.611	21.760	300.8
3	1'45.380	39.077	15.086	28.636	22.581	300.8
4	1'33.542	30.775	14.699	26.490	21.578	301.6
5	1'45.408	34.790	16.248	32.310	22.060	293.4
6	1'33.256	30.659	14.541	26.417	21.639	300.8

Lap	Lap Time	T1	T2	T3	T4	Speed
20th	12	Maverick VIÑALES		KTM		SPA
Red Bull KTM Tech3						
Runs=1		Total laps=7		Full laps=6		Valid laps=6
Run #	1	Front Tyre	Slick-Soft	Rear Tyre	Slick-Medium	New Tyre
New Tyre						

Lap	Lap Time	T1	T2	T3	T4	Speed
1	2'07.966	31.334	15.538	27.467	22.249	297.5
2	1'35.286	31.000	14.903	26.780	22.603	300.8
3	1'34.574	31.268	14.936	26.680	21.690	300.0
4	1'33.684	30.870	14.759	26.521	21.534	300.8
5	1'33.507	30.739	14.730	26.486	21.552	300.8
6	1'33.334	30.713	14.691	26.423	21.507	301.6
7	1'37.359	34.134	14.969	26.656	21.600	296.7

Lap	Lap Time	T1	T2	T3	T4	Speed
21st	47	Augusto FERNANDEZ		YAMAHA		SPA
Yamaha Factory Racing						
Runs=1		Total laps=7		Full laps=6		Valid laps=4
Run #	1	Front Tyre	Slick-Medium	Rear Tyre	missing data	Laps at start
7 Laps at start						
1	1'50.837	32.619	16.090	28.008	23.054	287.2
2	1'35.712	31.573	15.234	26.829	22.076	298.3
3	1'34.498	30.907	15.051	26.671	21.869	300.0
4	1'33.855	30.807	14.794	26.575	21.679	300.8
5	1'34.009 *	30.658	14.719	26.637	21.995 *	298.3
6	1'39.790 *	36.139 *	15.060	26.850	21.741	295.8
7	1'40.340	36.222	14.976	27.268	21.874	300.8

Lap	Lap Time	T1	T2	T3	T4	Speed
22nd	35	Cal CRUTCHLOW		HONDA		GBR
Castrol Honda LCR						
Runs=1		Total laps=6		Full laps=5		Valid laps=3
Run #	1	Front Tyre	Slick-Soft	Rear Tyre	Slick-Medium	New Tyre
9 Laps at start						
1	2'02.853	31.932	16.258	28.275	23.065	295.0
2	1'45.447 *	32.167	15.737	30.610	26.933 *	297.5
3	1'35.383	31.274	15.172	26.844	22.093	302.5
4	1'34.931	30.929	15.065	26.727	22.210	302.5
5	1'38.660	33.747	15.392	27.083	22.438	301.6
6	1'34.493 *	30.941	15.009	26.557	21.986 *	302.5

Fastest Lap: Marco BEZZECCHI ITA Aprilia Racing **1'31.955** 30.416 14.297 26.078 21.164

These data/results cannot be reproduced, stored and/or transmitted in whole or in part by any manner of electronic, mechanical, photocopying, recording, broadcasting or otherwise now known or herein after developed without the previous express consent by the copyright owner, except for reproduction in daily press and regular printed publications on sale to the public within 60 days of the event related to those data/results and always provided that copyright symbol appears together as follows below.

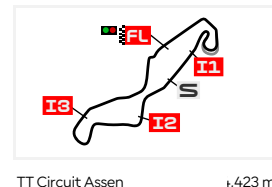
© MotoGP Sports Entertainment Group, 2026

Official MotoGP Timing by TISSOT

www.motogp.com

Assen, Sunday, June 28, 2026

Page 3 of 3



OFFICIAL STARTING GRID

GRAND PRIX OF THE NETHERLANDS TISSOT GRAND PRIX OF THE NETHERLANDS
 RACE : 26 LAPS = 118.092 KM

1	1 1'30.812 89 Jorge MARTIN Aprilia	2	2 1'30.823 79 Ai OGURA Aprilia	3	3 1'30.845 72 Marco BEZZECCHI Aprilia
2	4 1'30.915 25 Raul FERNANDEZ Aprilia	5	5 1'30.930 63 Francesco BAGNAIA Ducati	6	6 1'30.955 49 Fabio DI GIANNANTONIO Ducati
3	7 1'31.131 93 Marc MARQUEZ Ducati	8	8 1'31.224 37 Pedro ACOSTA KTM	9	9 1'31.316 20 Fabio QUARTARARO Yamaha
4	10 1'31.504 36 Joan MIR Honda	11	11 1'31.604 23 Enea BASTIANINI KTM	12	12 1'31.701 73 Alex MARQUEZ Ducati
5	13 1'31.718 11 Diogo MOREIRA Honda	14	14 1'31.922 33 Brad BINDER KTM	15	15 1'32.085 42 Alex RINS Yamaha
6	16 1'31.426 21 Franco MORBIDELLI Ducati	17	17 1'32.162 10 Luca MARINI Honda	18	18 1'32.367 43 Jack MILLER Yamaha
7	19 1'32.790 12 Maverick VIÑALES KTM	20	20 1'32.887 47 Augusto FERNANDEZ Yamaha	21	21 1'32.978 35 Cal CRUTCHLOW Honda

FIM MotoGP Stewards grid penalty for rider #21

The results are provisional until the end of the limit for protest and appeals.
 Time limit for protest expires 60' after publication of the results - **Roland BRONTSEMA** Time: **10:10**
 These data/results cannot be reproduced, stored and/or transmitted in whole or in part by any manner of electronic, mechanical, photocopying, recording, broadcasting or otherwise now known or herein after developed without the previous express consent by the copyright owner, except for reproduction in daily press and regular printed publications on sale to the public within 60 days of the event related to those data/results and always provided that copyright symbol appears together as follows below.

© MotoGP Sports Entertainment Group, 2026

Official MotoGP Timing by TISSOT

www.motogp.com

Assen, Sunday, June 28, 2026

OFFICIAL STARTING GRID

GRAND PRIX OF THE NETHERLANDS TISSOT GRAND PRIX OF THE NETHERLANDS
RACE : 26 LAPS = 118.092 KM



TT Circuit Assen

4,423 m.

8

22

1'33.125

7 Toprak RAZGATLIOGLU

Yamaha

FIM MotoGP Stewards grid penalty for rider #21

The results are provisional until the end of the limit for protest and appeals.

Time limit for protest expires 60' after publication of the results - Roland BRONTSEMA Time: 10:10

These data/results cannot be reproduced, stored and/or transmitted in whole or in part by any manner of electronic, mechanical, photocopying, recording, broadcasting or otherwise now known or herein after developed without the previous express consent by the copyright owner, except for reproduction in daily press and regular printed publications on sale to the public within 60 days of the event related to those data/results and always provided that copyright symbol appears together as follows below.

© MotoGP Sports Entertainment Group, 2026

Official MotoGP Timing by TISSOT

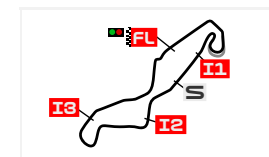
www.motogp.com

Assen, Sunday, June 28, 2026

BEST PARTIAL TIMES

GRAND PRIX OF THE NETHERLANDS TISSOT GRAND PRIX OF THE NETHERLANDS

WARM UP



TT Circuit Assen

4542 m.

IT Ideal Lap Time, sum of the best partial times

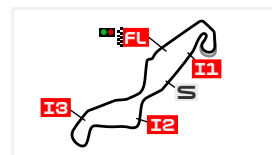
BT Best Lap Time

Pos	T1		T2		T3		T4		Pos	Rider	IT	BT	
	Rider	Time	Rider	Time	Rider	Time	Rider	Time					
1	P.ACOSTA	30.391	F.BAGNAIA	14.255	M.BEZZECCHI	26.078	A.OGURA	20.927	1	M.BEZZECCHI	1'31.940	1'31.955	(1)
2	F.BAGNAIA	30.391	M.BEZZECCHI	14.297	A.MARQUEZ	26.085	M.BEZZECCHI	21.152	2	A.OGURA	1'31.957	1'31.957	(2)
3	J.MIR	30.410	A.OGURA	14.312	R.FERNANDEZ	26.139	P.ACOSTA	21.185	3	F.BAGNAIA	1'32.089	1'32.183	(3)
4	M.BEZZECCHI	30.413	M.MARQUEZ	14.326	A.OGURA	26.157	R.FERNANDEZ	21.196	4	A.MARQUEZ	1'32.186	1'32.266	(5)
5	M.MARQUEZ	30.456	F.DI GIANNANT	14.349	J.MIR	26.178	F.DI GIANNANT	21.198	5	M.MARQUEZ	1'32.225	1'32.294	(6)
6	R.FERNANDEZ	30.461	P.ACOSTA	14.386	F.DI GIANNANT	26.205	M.MARQUEZ	21.200	6	P.ACOSTA	1'32.229	1'32.229	(4)
7	E.BASTIANINI	30.470	J.MARTIN	14.400	F.BAGNAIA	26.226	F.BAGNAIA	21.217	7	F.DI GIANNANTONI	1'32.241	1'32.308	(7)
8	A.MARQUEZ	30.474	A.MARQUEZ	14.408	F.MORBIDELLI	26.229	A.MARQUEZ	21.219	8	R.FERNANDEZ	1'32.261	1'32.394	(8)
9	J.MARTIN	30.480	B.BINDER	14.461	E.BASTIANINI	26.230	F.QUARTARARO	21.239	9	J.MIR	1'32.333	1'32.458	(9)
10	F.DI GIANNANT	30.489	R.FERNANDEZ	14.465	M.MARQUEZ	26.243	J.MARTIN	21.252	10	J.MARTIN	1'32.382	1'32.545	(11)
11	F.QUARTARARO	30.492	T.RAZGATLIOG	14.468	J.MARTIN	26.250	E.BASTIANINI	21.253	11	E.BASTIANINI	1'32.467	1'32.528	(10)
12	A.OGURA	30.561	L.MARINI	14.491	D.MOREIRA	26.257	J.MIR	21.254	12	F.MORBIDELLI	1'32.549	1'32.900	(14)
13	F.MORBIDELLI	30.568	F.MORBIDELLI	14.491	P.ACOSTA	26.267	F.MORBIDELLI	21.261	13	F.QUARTARARO	1'32.571	1'32.595	(12)
14	B.BINDER	30.591	J.MIR	14.491	B.BINDER	26.331	T.RAZGATLIOG	21.313	14	B.BINDER	1'32.741	1'32.826	(13)
15	D.MOREIRA	30.639	D.MOREIRA	14.495	F.QUARTARARO	26.338	B.BINDER	21.358	15	D.MOREIRA	1'32.792	1'32.911	(15)
16	A.FERNANDEZ	30.658	A.RINS	14.500	J.MILLER	26.417	L.MARINI	21.361	16	T.RAZGATLIOGLU	1'32.921	1'33.023	(16)
17	J.MILLER	30.659	F.QUARTARARO	14.502	M.VIÑALES	26.423	A.RINS	21.365	17	A.RINS	1'33.049	1'33.244	(18)
18	T.RAZGATLIOG	30.706	E.BASTIANINI	14.514	T.RAZGATLIOG	26.434	D.MOREIRA	21.401	18	L.MARINI	1'33.110	1'33.185	(17)
19	M.VIÑALES	30.713	J.MILLER	14.541	A.RINS	26.471	M.VIÑALES	21.507	19	J.MILLER	1'33.195	1'33.256	(19)
20	A.RINS	30.713	M.VIÑALES	14.691	L.MARINI	26.540	J.MILLER	21.578	20	M.VIÑALES	1'33.334	1'33.334	(20)
21	L.MARINI	30.718	A.FERNANDEZ	14.719	C.CRUTCHLOW	26.557	A.FERNANDEZ	21.679	21	A.FERNANDEZ	1'33.631	1'33.855	(21)
22	C.CRUTCHLOW	30.929	C.CRUTCHLOW	15.009	A.FERNANDEZ	26.575	C.CRUTCHLOW	22.093	22	C.CRUTCHLOW	1'34.588	1'34.931	(22)

These data/results cannot be reproduced, stored and/or transmitted in whole or in part by any manner of electronic, mechanical, photocopying, recording, broadcasting or otherwise now known or herein after developed without the previous express consent by the copyright owner, except for reproduction in daily press and regular printed publications on sale to the public within 60 days of the event related to those data/results and always provided that copyright symbol appears together as follows below.

© MotoGP Sports Entertainment Group, 2026

FASTEST LAPS SEQUENCE

GRAND PRIX OF THE NETHERLANDS
TISSOT GRAND PRIX OF THE NETHERLANDS
WARM UP


TT Circuit Assen

4542 m.

Practice Time	#	Rider	Nation	Motorcycle	Time	Km/h	Rider's Lap
3'12.300	63	Francesco BAGNAIA	ITA	DUCATI	1'33.586	174.7	2
4'45.375	63	Francesco BAGNAIA	ITA	DUCATI	1'33.075	175.6	3
4'57.028	72	Marco BEZZECCHI	ITA	APRILIA	1'32.912	175.9	3
5'20.350	36	Joan MIR	SPA	HONDA	1'32.911	175.9	3
6'17.759	63	Francesco BAGNAIA	ITA	DUCATI	1'32.384	176.9	4
6'29.123	72	Marco BEZZECCHI	ITA	APRILIA	1'32.095	177.5	4
9'33.913	72	Marco BEZZECCHI	ITA	APRILIA	1'31.955	177.8	6

These data/results cannot be reproduced, stored and/or transmitted in whole or in part by any manner of electronic, mechanical, photocopying, recording, broadcasting or otherwise now known or herein after developed without the previous express consent by the copyright owner, except for reproduction in daily press and regular printed publications on sale to the public within 60 days of the event related to those data/results and always provided that copyright symbol appears together as follows below.

© MotoGP Sports Entertainment Group, 2026

Official MotoGP Timing by  TISSOT
www.motogp.com

Assen, Sunday, June 28, 2026