



TT Circuit Assen

4542 m.

CLASSIFICATION

TISSOT GRAND PRIX OF THE NETHERLANDS PRACTICE

#	Rider	Nation	Team	Motorcycle	Time	Lap Total	Gap	T. Speed
1	66 Joel KELSO	AUS	GRYD Racing	HONDA	1'40.918	10 13		214.2
2	94 Guido PINI	ITA	Leopard Racing	HONDA	1'41.134	13 16	0.216 0.216	216.8
3	8 Eddie O'SHEA	GBR	GRYD Racing	HONDA	1'41.167	11 14	0.249 0.033	217.3
4	97 Marco MORELLI	ARG	CFMOTO Gaviota Aspar Team	KTM	1'41.313	14 16	0.395 0.146	213.4
5	11 Adrian CRUCES	SPA	CIP Green Power	KTM	1'41.317	12 15	0.399 0.004	215.5
6	27 Rico SALMELA	FIN	Red Bull KTM Tech3	KTM	1'41.319	14 16	0.401 0.002	216.4
7	83 Alvaro CARPE	SPA	Red Bull KTM Ajo	KTM	1'41.389	16 17	0.471 0.070	215.1
8	22 David ALMANSA	SPA	Liqui Moly Dynavolt Intact GP	KTM	1'41.395	3 13	0.477 0.006	212.1
9	88 Marcos URIARTE	SPA	Liqui Moly Dynavolt Intact GP	KTM	1'41.479	14 16	0.561 0.084	213.4
10	51 Brian URIARTE	SPA	Red Bull KTM Ajo	KTM	1'41.506	13 16	0.588 0.027	213.4
11	28 Maximo QUILES	SPA	CFMOTO Gaviota Aspar Team	KTM	1'41.516	6 17	0.598 0.010	214.2
12	6 Ryusei YAMANAKA	JPN	AEON Credit - MT Helmets - MSI	KTM	1'41.611	13 15	0.693 0.095	216.8
13	13 Hakim DANISH	MAL	AEON Credit - MT Helmets - MSI	KTM	1'41.640	6 15	0.722 0.029	210.9
14	31 Adrian FERNANDEZ	SPA	Leopard Racing	HONDA	1'41.666	9 16	0.748 0.026	214.7
15	18 Matteo BERTELLE	ITA	LEVEL UP - MTA	KTM	1'41.767	12 15	0.849 0.101	214.2
16	67 Casey O'GORMAN	IRL	SIC58 Squadra Corse	HONDA	1'41.769	15 15	0.851 0.002	213.0
17	54 Jesus RIOS	SPA	Rivacold Snipers Team	HONDA	1'41.836	11 14	0.918 0.067	216.0
18	19 Scott OGDEN	GBR	CIP Green Power	KTM	1'41.847	14 16	0.929 0.011	215.1
19	32 Zen MITANI	JPN	Honda Team Asia	HONDA	1'42.055	10 13	1.137 0.208	213.8
20	14 Cormac BUCHANAN	NZE	CODE Motorsports	KTM	1'42.197	5 16	1.279 0.142	214.7
21	21 Ruche MOODLEY	RSA	CODE Motorsports	KTM	1'42.290	6 15	1.372 0.093	214.2
22	78 Joel ESTEBAN	SPA	LEVEL UP - MTA	KTM	1'42.300	3 18	1.382 0.010	216.0
23	9 Veda PRATAMA	INA	Honda Team Asia	HONDA	1'42.331	3 8	1.413 0.031	213.0
24	10 Nicola CARRARO	ITA	Rivacold Snipers Team	HONDA	1'42.334	12 15	1.416 0.003	215.1
25	5 Leo RAMMERSTORFER	AUT	SIC58 Squadra Corse	HONDA	1'42.476	13 16	1.558 0.142	214.7
26	73 Valentin PERRONE	ARG	Red Bull KTM Tech3	KTM	1'42.499	6 16	1.581 0.023	214.2

Practice condition: Dry

Air: 34°

Humidity: 48%

Ground: 47°

Fastest Lap:	Lap: 10	Joel KELSO	1'40.918	162 Km/h
Best Race Lap:	2025	Joel KELSO	1'40.395	162.8 Km/h
All-Time Lap Record:	2024	Collin VEIJER	1'39.703	163.9 Km/h

The results are provisional until the end of the limit for protest and appeals.

Time limit for protest expires 60' after publication of the results - Time: **14:10**

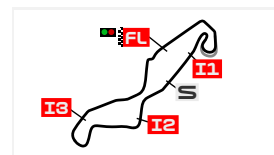
These data/results cannot be reproduced, stored and/or transmitted in whole or in part by any manner of electronic, mechanical, photocopying, recording, broadcasting or otherwise now known or herein after developed without the previous express consent by the copyright owner, except for reproduction in daily press and regular printed publications on sale to the public within 60 days of the event related to those data/results and always provided that copyright symbol appears together as follows below.

© MotoGP Sports Entertainment Group, 2026

Official MotoGP Timing by TISSOT

www.motogp.com

Assen, Friday, June 26, 2026



TT Circuit Assen

4542 m.

TOP SPEED & AVERAGE

TISSOT GRAND PRIX OF THE NETHERLANDS PRACTICE

#	Rider	Nation	Motorcycle	Top 5 speeds					Average	Top
8	Eddie O'SHEA	GBR	HONDA	217.3	216.4	216.0	216.0	215.5	216.2	217.3
6	Ryusei YAMANAKA	JPN	KTM	216.8	214.7	214.7	214.7	214.7	215.1	216.8
94	Guido PINI	ITA	HONDA	216.8	216.4	216.4	215.5	213.4	215.0	216.8
27	Rico SALMELA	FIN	KTM	216.4	214.2	214.2	213.4	213.4	214.1	216.4
54	Jesus RIOS	SPA	HONDA	216.0	213.4	213.0	212.5	212.1	213.2	216.0
78	Joel ESTEBAN	SPA	KTM	216.0	215.1	214.7	214.2	213.8	214.6	216.0
11	Adrian CRUCES	SPA	KTM	215.5	215.5	215.1	215.1	214.2	214.9	215.5
10	Nicola CARRARO	ITA	HONDA	215.1	214.7	213.0	213.0	212.1	213.6	215.1
19	Scott OGDEN	GBR	KTM	215.1	213.8	213.4	213.4	213.0	213.7	215.1
83	Alvaro CARPE	SPA	KTM	215.1	214.2	213.8	213.8	213.4	214.0	215.1
5	Leo RAMMERSTORFER	AUT	HONDA	214.7	213.8	213.4	213.0	210.9	213.2	214.7
14	Cormac BUCHANAN	NZE	KTM	214.7	213.8	213.4	213.0	213.0	213.6	214.7
31	Adrian FERNANDEZ	SPA	HONDA	214.7	213.4	213.4	213.4	213.4	213.6	214.7
18	Matteo BERTELLE	ITA	KTM	214.2	213.8	213.8	213.0	213.0	213.4	214.2
21	Ruche MOODLEY	RSA	KTM	214.2	213.4	213.4	213.0	213.0	213.3	214.2
28	Maximo QUILES	SPA	KTM	214.2	214.2	213.8	213.4	213.0	213.5	214.2
66	Joel KELSO	AUS	HONDA	214.2	213.8	213.4	213.0	213.0	213.5	214.2
73	Valentin PERRONE	ARG	KTM	214.2	214.2	214.2	213.4	213.4	213.9	214.2
32	Zen MITANI	JPN	HONDA	213.8	213.4	213.4	213.0	210.5	212.8	213.8
51	Brian URIARTE	SPA	KTM	213.4	212.5	211.7	211.7	211.7	212.1	213.4
88	Marcos URIARTE	SPA	KTM	213.4	213.0	213.0	212.5	212.5	212.7	213.4
97	Marco MORELLI	ARG	KTM	213.4	212.1	212.1	211.7	211.7	212.1	213.4
9	Veda PRATAMA	INA	HONDA	213.0	212.5	212.5	212.1	211.7	212.3	213.0
67	Casey O'GORMAN	IRL	HONDA	213.0	212.5	212.1	212.1	212.1	212.4	213.0
22	David ALMANSA	SPA	KTM	212.1	212.1	211.7	211.3	210.9	211.6	212.1
13	Hakim DANISH	MAL	KTM	210.9	210.5	210.5	210.5	210.5	210.6	210.9

These data/results cannot be reproduced, stored and/or transmitted in whole or in part by any manner of electronic, mechanical, photocopying, recording, broadcasting or otherwise now known or herein after developed without the previous express consent by the copyright owner, except for reproduction in daily press and regular printed publications on sale to the public within 60 days of the event related to those data/results and always provided that copyright symbol appears together as follows below.

© MotoGP Sports Entertainment Group, 2026

Official MotoGP Timing by www.motogp.com

Assen, Friday, June 26, 2026



TT Circuit Assen 4542 m.

CHRONOLOGICAL ANALYSIS OF PERFORMANCES

TISSOT GRAND PRIX OF THE NETHERLANDS

PRACTICE

* Lap / Sector time cancelled
P Crossing the finish line in pit lane

T1 Time from finish line to 1st intermediate
T2 Time from 1st intermed. to 2nd intermed.

T3 Time from 2nd intermed. to 3rd intermed.
T4 Time from 3rd intermediate to finish line

Lap	Lap Time	T1	T2	T3	T4	Speed	Lap	Lap Time	T1	T2	T3	T4	Speed
1st	66	Joel KELSO		GRYD Racing		AUS	7	1'42.095	33.361	16.960	28.165	23.609	215.1
		Runs=2	Total laps=13	Full laps=10	Valid laps=7		8	1'45.486 *	33.316	16.880	28.431	26.859 *	216.0
1	2'15.263	34.657	18.556	29.695	25.800	186.8	9	1'50.383 P	33.654	17.129	28.105	31.495	212.5
2	1'46.048	35.362	16.981	28.646	25.059	214.2	10	13'13.501	31.218	17.231	28.309	23.850	214.7
3	1'41.335	33.278	16.800	27.907	23.350	213.8	11	1'41.167	33.126	16.727	27.762	23.552	217.3
4	1'42.876 *	33.543	16.852 *	28.668	23.813	212.5	12	1'46.725 *	33.182	17.155	27.979	28.409 *	215.5
5	1'41.772	33.298	16.825	28.123	23.526	212.5	13	1'42.252 *	33.237	17.221 *	28.136	23.658	212.1
6	1'50.794	40.098	17.840	28.847	24.009	190.1	14	1'50.398 *	38.651 *	18.123	29.291	24.333	208.0
7	1'42.340	33.620	16.878	28.047	23.795	213.4							
8	1'59.631 P	37.159	17.951	30.909	33.612	199.2							
9	14'44.521	30.702	17.066	28.051	23.816	213.0							
10	1'40.918	32.926	16.799	27.838	23.355	213.0							
11	1'47.410	38.651	17.021	28.186	23.552	211.3							
12	1'42.791 *	33.152	17.259 *	28.455	23.925	212.1							
13	1'50.372 *	39.026 *	17.950	28.985	24.411	208.0							
2nd	94	Guido PINI		Leopard Racing		ITA	4th	97	Marco MORELLI		CFMOTO Gaviota Aspar		ARG
		Runs=2	Total laps=16	Full laps=13	Valid laps=7				Runs=2	Total laps=16	Full laps=13	Valid laps=9	
1	2'15.058	39.611	18.621	31.664	27.517	192.5	1	2'49.288	31.469	17.828	28.904	24.209	210.1
2	1'42.914	33.587	17.121	28.223	23.983	216.4	2	1'42.855	33.508	17.196	28.186	23.965	211.3
3	1'42.130	33.395	17.091	27.955	23.689	211.3	3	1'42.777	33.524	17.237	28.138	23.878	211.3
4	1'46.003 *	36.702	17.147 *	28.332	23.822	211.3	4	1'42.518	33.377	17.182	28.128	23.831	210.5
5	1'41.892	33.265	16.894	28.140	23.593	213.4	5	1'47.495	35.369	17.389	28.771	25.966	210.9
6	1'48.924 *	39.706	17.123	28.119	23.976 *	213.0	6	1'42.568	33.389	17.204	28.136	23.839	211.7
7	1'43.304	33.363	17.045	28.593	24.303	212.5	7	1'48.744 *	35.287 *	19.494	28.466	25.497	170.0
8	1'45.761	34.907	17.308	29.110	24.436	210.5	8	1'42.953 *	33.623	17.152	28.202	23.976 *	212.1
9	1'42.237 *	33.423	16.986	28.136	23.692 *	213.0	9	1'42.425	33.415	17.133	28.052	23.825	211.7
10	1'42.303 *	33.464	16.957	28.156	23.726 *	213.4	10	1'42.349	33.274	17.117	28.175	23.783	211.7
11	1'49.560 P	33.409	16.914	28.090	31.147	213.4	11	1'54.931 P	34.408	18.151	29.343	33.029	206.8
12	9'45.719 *	30.522	17.087	28.241	23.793 *	216.8	12	9'06.736	30.726	17.159	28.139	23.914	211.3
13	1'41.134	33.085	16.736	27.888	23.425	215.5	13	1'43.970	33.183	17.184	29.766	23.837	210.1
14	1'42.093	33.234	17.145	27.960	23.754	216.4	14	1'41.313	33.088	17.076	27.689	23.460	212.1
15	1'43.062 *	33.295	17.126 *	28.546	24.095	212.5	15	1'42.811 *	33.009	17.035 *	28.692	24.075	213.4
16	1'49.412 *	39.187 *	17.456	28.723	24.046	211.3	16	1'49.810 *	39.048 *	17.542	28.811	24.409	211.7
3rd	8	Eddie O'SHEA		GRYD Racing		GBR	5th	11	Adrian CRUCES		CIP Green Power		SPA
		Runs=2	Total laps=14	Full laps=11	Valid laps=5				Runs=3	Total laps=15	Full laps=10	Valid laps=8	
1	2'15.465	33.708	18.402	29.688	26.810	201.1	1	2'45.736	30.945	17.519	28.573	24.151	209.3
2	1'45.284 *	33.716	19.645	28.197	23.726 *	169.8	2	1'47.592	33.572	17.330	28.405	28.285	211.3
3	1'41.553	33.342	16.825	27.778	23.608	216.4	3	1'42.417	33.373	16.908	28.191	23.945	213.8
4	1'42.919 *	33.376	16.890 *	28.584	24.069	215.1	4	1'42.269	33.281	17.095	28.071	23.822	212.1
5	1'47.540	33.204	16.930	28.198	29.208	216.0	5	1'47.882	33.869	17.424	29.462	27.127	210.1
6	1'41.719	33.464	16.903	27.883	23.469	215.1	6	1'44.276	33.286	17.299	28.195	25.496	215.1
							7	1'52.268 P	33.862 *	17.552	28.679	32.175	210.1
							8	4'24.000	36.173	17.650	29.180	27.231	205.7
							9	1'42.667	33.280	17.190	28.232	23.965	210.9
							10	1'51.217 P	33.616	17.451	28.581	31.569	210.1
							11	8'05.031	30.968	17.232	28.258	24.012	214.2
							12	1'41.317	32.958	16.823	28.020	23.516	215.5
							13	1'42.801	33.348	17.112	28.054	24.287	214.2

Fastest Lap: Joel KELSO	AUS	GRYD Racing	1'40.918	32.926	16.799	27.838	23.355
--------------------------------	-----	-------------	-----------------	--------	--------	--------	--------

These data/results cannot be reproduced, stored and/or transmitted in whole or in part by any manner of electronic, mechanical, photocopying, recording, broadcasting or otherwise now known or herein after developed without the previous express consent by the copyright owner, except for reproduction in daily press and regular printed publications on sale to the public within 60 days of the event related to those data/results and always provided that copyright symbol appears together as follows below.

© MotoGP Sports Entertainment Group, 2026

Official MotoGP Timing by

www.motogp.com

Assen, Friday, June 26, 2026

Practice

Moto3™

Lap	Lap Time	T1	T2	T3	T4	Speed	Lap	Lap Time	T1	T2	T3	T4	Speed	
14	1'43.024 *	33.238	17.341 *	28.419	24.026	215.5	12	1'41.499	32.925	16.911	27.980	23.683	211.7	
15	1'42.494 *	33.451 *	17.098	28.127	23.818	215.1	13	1'46.279	35.584	17.580	28.822	24.293	208.8	
6th	27	Rico SALMELA	Red Bull KTM Tech3		FIN		9th	88	Marcos URIARTE	Liqui Moly Dynavolt Int		SPA		
		Runs=2	Total laps=16	Full laps=13	Valid laps=7			Runs=3	Total laps=16	Full laps=13	Valid laps=10			
1	2'13.467	37.111	18.579	29.295	25.041	196.3	1	2'14.073	31.561	17.485	29.430	25.155	212.1	
2	1'43.347	33.716	17.004	28.289	24.338	212.1	2	1'43.145	33.584	17.190	27.869	24.502	212.5	
3	1'48.245 *	38.828	17.047	28.441	23.929 *	213.4	3	1'42.598	33.468	17.174	28.137	23.819	209.3	
4	1'42.675 *	33.511	16.946 *	28.394	23.824	213.4	4	1'47.155 *	38.099	16.992 *	28.223	23.841	212.5	
5	1'42.812	33.465	17.082	28.356	23.909	210.9	5	1'42.242	33.370	16.818	28.248	23.806	213.4	
6	1'42.092 *	33.219	16.871	28.222	23.780 *	214.2	6	1'43.555	33.442	17.073	28.603	24.437	212.5	
7	1'44.382 *	34.861	17.180	28.687	23.654 *	211.3	7	1'42.447	33.399	17.165	28.164	23.719	209.7	
8	1'42.176 *	33.390 *	16.941	28.162	23.683	213.4	8	1'49.712	36.285	17.788	29.993	25.646	206.8	
9	1'46.126	37.110	16.969	28.279	23.768	212.1	9	1'43.468	34.295	17.005	28.185	23.983	210.5	
10	1'45.589	33.387	17.059	29.303	25.840	211.7	10	1'42.250	33.509	16.928	28.056	23.757	213.0	
11	1'41.992	33.277	16.888	28.049	23.778	214.2	11	1'49.557 P	33.763	16.981	28.203	30.610	212.5	
12	1'51.707 P	33.858	17.399	28.693	31.757	210.5	unfinished							
13	9'35.904	40.120	17.879	28.279	23.718	207.6	12	1'39.886	30.538	17.173	28.169	24.006	213.0	
14	1'41.319	32.981	16.819	27.877	23.642	216.4	13	1'44.731 *	33.693	17.303	29.678	24.057 *	209.7	
15	1'51.655	37.735	17.227	31.300	25.393	211.7	14	1'41.479	33.131	17.000	27.835	23.513	212.5	
16	1'42.134 *	33.373 *	17.057	28.071	23.633	213.4	15	1'42.829 *	33.260	17.399 *	28.468	23.702	210.5	
16	1'42.134 *	33.373 *	17.057	28.071	23.633	213.4	16	1'47.303 *	36.890 *	17.522	28.711	24.180	209.3	
7th	83	Alvaro CARPE	Red Bull KTM Ajo		SPA		10th	51	Brian URIARTE	Red Bull KTM Ajo		SPA		
		Runs=2	Total laps=17	Full laps=14	Valid laps=12			Runs=2	Total laps=16	Full laps=13	Valid laps=9			
1	2'16.915	31.186	17.524	28.508	24.992	210.5	1	2'13.600	32.597	17.607	29.269	24.997	210.5	
2	1'43.518	33.228	17.806	28.775	23.709	215.1	2	1'42.515	33.476	17.030	28.181	23.828	211.7	
3	1'41.548	33.373	16.927	27.887	23.361	214.2	3	1'48.211 *	38.949	17.087	28.180	23.995 *	211.7	
4	1'42.642 *	33.213	17.098 *	28.516	23.815	211.3	4	1'42.490 *	33.391	17.066 *	28.132	23.901 *	211.3	
5	1'47.160	33.297	18.335	31.963	23.565	211.3	5	1'42.220	33.288	17.093	28.096	23.743	211.3	
6	1'42.032	33.316	16.991	28.314	23.411	213.8	6	1'42.803	33.452	17.179	28.160	24.012	209.7	
7	1'41.496	33.125	16.967	27.970	23.434	213.8	7	1'47.886	37.131	18.211	28.383	24.161	198.1	
8	1'42.623	33.259	17.252	28.340	23.772	213.4	8	1'45.734	35.753	17.289	28.600	24.092	210.5	
9	1'45.524	36.554	17.082	28.304	23.584	212.5	9	1'42.441	33.440	17.093	28.035	23.873	209.3	
10	1'42.025	33.202	17.036	28.109	23.678	211.7	10	1'42.197	33.391	17.072	27.964	23.770	209.7	
11	1'42.282	33.320	16.970	28.186	23.806	211.7	11	1'48.690 P	33.317	17.142	28.104	30.127	210.1	
12	1'55.526 P	36.670	17.680	29.604	31.572	205.7	12	9'45.296	30.406	17.199	28.307	23.793	211.7	
13	8'00.513	30.466	17.175	28.352	23.624	211.7	13	1'41.506	33.070	16.909	27.773	23.754	211.7	
14	1'42.423	33.145	16.965	28.104	24.209	211.7	14	1'44.792	33.190	18.764	29.157	23.681	210.1	
15	1'42.140	33.085	17.034	28.085	23.936	212.1	15	1'41.992 *	33.075	17.018 *	28.124	23.775	212.5	
16	1'41.389	32.972	16.897	28.031	23.489	213.4	16	1'42.544 *	33.769 *	17.031	28.158	23.586	213.4	
17	1'51.007 *	38.291 *	17.656	30.940	24.120	207.6								
8th	22	David ALMANSA	Liqui Moly Dynavolt Int		SPA		11th	28	Maximo QUILES	CFMOTO Gaviota Aspar		SPA		
		Runs=3	Total laps=13	Full laps=9	Valid laps=9			Runs=2	Total laps=17	Full laps=14	Valid laps=11			
1	2'41.781	31.121	17.529	28.245	24.063	208.8	1	1'44.867	31.187	17.163	28.222	24.050	210.5	
2	1'41.808	33.124	16.995	27.901	23.788	212.1	2	1'42.122	33.494	16.994	27.915	23.719	212.5	
3	1'41.395	33.078	16.904	27.771	23.642	211.3	3	1'41.976	33.314	16.931	27.982	23.749	213.0	
4	1'43.383	33.347	17.350	28.893	23.793	209.7	4	1'46.114	36.031	17.079	28.685	24.319	211.7	
5	1'42.258	33.340	16.962	28.234	23.722	210.9	5	1'41.691	33.322	16.856	27.876	23.637	213.0	
6	1'41.560	33.069	16.971	27.936	23.584	212.1	6	1'41.516	33.243	16.908	27.852	23.513	212.5	
7	5'15.416 P	3'44.834	27.262 *	31.420	31.900	159.0	7	1'41.995	33.314	16.948	27.960	23.773	212.5	
8	10'08.234 P	32.460	17.371	29.957	33.322	209.3	8	1'53.580 P	34.407 *	18.448	28.463	32.262	192.5	
9	2'02.416	30.109	17.248	29.297	24.145	209.7	9	8'29.943	30.581	16.948	28.035	25.531	212.1	
10	1'59.448	36.511	17.339	32.654	32.944	210.1	10	1'43.806	34.816	17.012	28.151	23.827	212.1	
11	1'41.628	33.183	17.012	27.789	23.644	210.1	11	1'41.673	33.022	16.883	28.107	23.661	214.2	

Fastest Lap: Joel KELSO AUS GRYD Racing **1'40.918** 32.926 16.799 27.838 23.355

These data/results cannot be reproduced, stored and/or transmitted in whole or in part by any manner of electronic, mechanical, photocopying, recording, broadcasting or otherwise now known or herein after developed without the previous express consent by the copyright owner, except for reproduction in daily press and regular printed publications on sale to the public within 60 days of the event related to those data/results and always provided that copyright symbol appears together as follows below.

© MotoGP Sports Entertainment Group, 2026

Official MotoGP Timing by **TISSOT**

www.motogp.com

Assen, Friday, June 26, 2026

Practice

Moto3™

Lap	Lap Time	T1	T2	T3	T4	Speed
12	1'42.105	33.079	16.829	28.247	23.950	213.0
13	1'45.924	35.548	17.006	29.385	23.985	213.0
14	1'42.120	33.471	16.902	28.114	23.633	213.8
15	1'47.949 *	33.328	16.887	27.940	29.794 *	214.2
16	1'43.040 *	33.414	17.386 *	28.687	23.553	209.7
17	1'42.835 *	33.680 *	17.109	28.125	23.921	213.4

12th 6		Ryusei YAMANAKA		AEON Credit - MT Helm JPN		
	Runs=2	Total laps=15	Full laps=12	Valid laps=9		
1	2'13.352	37.101	17.942	29.049	25.508	208.0
2	1'43.209	33.306	17.314	28.437	24.152	210.5
3	1'42.362	33.091	17.226	28.174	23.871	211.3
4	1'49.680 *	40.339	17.079 *	28.382	23.880	214.7
5	1'41.760	33.017	16.970	28.106	23.667	216.8
6	1'41.696	33.117	17.044	28.000	23.535	214.7
7	1'42.884	33.173	17.459	28.275	23.977	211.3
8	1'43.279	33.293	17.567	28.469	23.950	211.7
9	1'42.411	33.154	17.140	28.252	23.865	212.1
10	1'53.176 P	33.166	17.316	28.328	34.366	212.5
11	11'33.027	31.603	17.329	28.334	23.853	214.7
12	1'42.158	33.168	17.003	28.153	23.834	213.4
13	1'41.611	32.962	17.096	27.896	23.657	212.5
14	1'42.664 *	32.948	17.092 *	28.325	24.299	214.7
15	1'46.632 *	35.999 *	17.327	28.641	24.665	212.1

13th 13		Hakim DANISH		AEON Credit - MT Helm MAL		
	Runs=2	Total laps=15	Full laps=12	Valid laps=7		
1	1'46.193	30.606	17.252	28.123	24.102	208.8
2	1'41.994	33.279	16.918	28.121	23.676	208.8
3	1'42.444 *	33.151	17.123	28.310	23.860 *	210.5
4	1'43.040 *	33.280 *	17.230	28.362	24.168	208.0
5	1'43.253	33.269	17.216	28.643	24.125	207.2
6	1'41.640	33.209	17.018	27.786	23.627	210.5
7	1'41.944	33.264	17.007	27.875	23.798	210.5
8	1'43.612 *	33.950 *	17.251	28.292	24.119	206.8
9	1'43.657	33.487	17.660	28.417	24.093	205.3
10	1'51.766 P	33.910	17.525	28.485	31.846	206.5
11	12'05.339	31.105	17.410	28.206	23.846	210.9
12	1'41.716	33.168	16.934	27.887	23.727	210.5
13	1'46.029	33.313	17.857	30.861	23.998	209.3
14	1'42.447 *	33.073	17.196 *	28.341	23.837 *	209.3
15	1'50.686 *	39.212 *	18.258	28.902	24.314	208.8

14th 31		Adrian FERNANDEZ		Leopard Racing SPA		
	Runs=3	Total laps=16	Full laps=11	Valid laps=9		
1	2'06.114	35.928	17.300	28.468	24.070	213.0
2	1'42.612	33.364	17.066	28.288	23.894	213.4
3	1'42.420	33.407	17.081	28.083	23.849	213.4
4	1'43.332	33.380	17.029	29.137	23.786	213.0
5	1'42.676	33.452	17.194	28.205	23.825	213.0
6	1'52.505 P	33.407	17.041	28.303	33.754	213.0
7	4'43.520	32.422	17.275	28.230	23.830	212.1
8	1'41.689 *	33.134	16.926	27.907	23.722 *	213.0
9	1'41.666	33.218	16.909	27.869	23.670	213.4
10	1'42.023	33.226	17.020	27.988	23.789	213.0

Lap	Lap Time	T1	T2	T3	T4	Speed
11	1'52.688 P	33.265	17.119	28.247	34.057	213.0
12	6'42.027	31.578	17.108	29.676	25.047	213.4
13	1'41.844 *	33.178	17.017	27.885	23.764 *	213.4
14	1'46.300	36.763	17.051	28.340	24.146	214.7
15	1'42.861	33.361	16.947	28.189	24.364	213.0
16	1'42.038	33.285	16.944	28.067	23.742	213.4

15th 18		Matteo BERTELLE		LEVEL UP - MTA ITA		
	Runs=2	Total laps=15	Full laps=12	Valid laps=10		
1	1'46.596	33.400	17.429	29.132	23.859	212.5
2	1'42.051	33.308	16.966	28.131	23.646	212.5
3	1'42.045 *	33.303	16.977	28.033	23.732 *	213.8
4	1'43.377	33.571	17.063	28.581	24.162	213.0
5	1'43.156	33.366	16.917	29.194	23.679	212.5
6	1'41.990 *	33.162	16.876	27.992	23.960 *	213.8
7	1'42.074	33.431	16.972	28.045	23.626	213.0
8	1'51.112 P	33.697 *	17.143	28.491	31.781	212.1
9	8'31.633	31.600	17.171	28.145	24.343	211.3
10	1'41.892	33.154	17.017	27.960	23.761	211.3
11	1'43.552	34.445	17.282	28.110	23.715	205.3
12	1'41.767	33.062	16.821	28.189	23.695	214.2
13	1'46.911	37.360	17.320	28.494	23.737	210.9
14	1'43.539	33.240	17.839	28.792	23.668	213.0
15	1'42.012	33.229	16.986	28.108	23.689	212.5
	unfinished	33.427				213.0

16th 67		Casey O'GORMAN		SIC58 Squadra Corse IRL		
	Runs=2	Total laps=15	Full laps=12	Valid laps=11		
1	2'06.403	36.534	17.557	28.518	24.176	208.4
2	1'42.535 *	33.442	17.111	28.030	23.952 *	211.7
3	1'42.376	33.524	16.988	27.909	23.955	212.1
4	1'48.802	33.622	17.042	30.695	27.443	210.9
5	1'49.642	35.563	17.643	29.167	27.269	207.6
6	1'43.502	33.590	17.297	28.734	23.881	211.7
7	1'42.307	33.453	17.021	27.974	23.859	210.5
8	1'43.924	34.026	17.126	28.681	24.091	213.0
9	1'44.603	33.533	17.105	28.925	25.040	210.9
10	1'41.900	33.318	16.887	27.912	23.783	212.5
11	1'56.506 P	36.160	17.374	30.763	32.209	208.0
12	9'31.162	40.237	17.842	31.689	25.051	203.3
13	1'42.681	33.337	16.958	28.096	24.290	212.1
14	1'45.641	33.402	17.247	30.526	24.466	207.2
15	1'41.769	33.197	16.978	27.889	23.705	212.1

17th 54		Jesus RIOS		Rivacold Snipers Team SPA		
	Runs=2	Total laps=14	Full laps=11	Valid laps=8		
1	2'14.469	32.580	17.467	29.300	29.375	209.3
2	1'42.311	33.291	16.972	27.798	24.250	216.0
3	1'45.674	35.866	17.117	28.696	23.995	210.1
4	1'43.278 *	33.824	17.084 *	28.498	23.872	210.5
5	1'42.213	33.374	16.898	28.161	23.780	212.1
6	1'49.666	38.868	17.051	29.426	24.321	211.3
7	1'42.546	33.605	17.026	28.086	23.829	212.1
8	1'45.802 *	35.872	17.333	28.276	24.321 *	208.8
9	1'50.965 P	33.762 *	16.992	28.329	31.882	213.0

Fastest Lap: Joel KELSO AUS GRYP Racing **1'40.918** 32.926 16.799 27.838 23.355

These data/results cannot be reproduced, stored and/or transmitted in whole or in part by any manner of electronic, mechanical, photocopying, recording, broadcasting or otherwise now known or herein after developed without the previous express consent by the copyright owner, except for reproduction in daily press and regular printed publications on sale to the public within 60 days of the event related to those data/results and always provided that copyright symbol appears together as follows below.

© MotoGP Sports Entertainment Group, 2026

Official MotoGP Timing by TISSOT

www.motogp.com

Assen, Friday, June 26, 2026

Page 3 of 5

Practice

Moto3™

Lap	Lap Time	T1	T2	T3	T4	Speed	Lap	Lap Time	T1	T2	T3	T4	Speed
10	12'57.002	38.001	17.707	31.702	25.128	206.8	13	1'42.270	33.545	16.933	28.021	23.771	214.7
11	1'41.836	33.236	16.883	27.895	23.822	213.4	14	1'53.368 *	33.494	17.011	33.070	29.793 *	211.7
12	1'46.839	37.525	16.990	28.129	24.195	212.5	15	1'45.464 *	35.050	17.171 *	29.287	23.956	210.9
13	1'49.112	33.579	17.299	30.139	28.095	209.3	16	1'49.528 *	38.346 *	18.357	28.923	23.902	193.2
14	1'43.451 *	33.418 *	17.360	28.613	24.060	210.9							
18th	19	Scott OGDEN	CIP Green Power		GBR		21st	21	Ruche MOODLEY	CODE Motorsports		RSA	
		Runs=2	Total laps=16	Full laps=12	Valid laps=10			Runs=3	Total laps=15	Full laps=11	Valid laps=9		
1	2'49.612	32.827	18.026	30.803	24.236	204.5	1	1'45.196	32.934	17.274	28.197	24.012	212.1
2	1'43.190	33.610	17.300	28.274	24.006	211.7	2	1'42.351	33.420	17.076	28.025	23.830	213.4
3	1'42.931	33.576	17.227	28.336	23.792	211.3	3	1'42.272 *	33.350	17.006	27.990	23.926 *	214.2
4	1'42.586	33.537	17.098	28.147	23.804	213.4	4	1'42.853 *	33.604 *	17.062	28.307	23.880	213.0
5	1'47.380	34.760	17.428	28.863	26.329	210.9	5	1'45.449	35.989	17.092	28.380	23.988	213.0
6	1'45.039	33.348	17.194	28.117	26.380	212.1	6	1'42.290	33.482	16.966	28.095	23.747	213.4
7	1'46.029 *	33.899 *	18.145	28.662	25.323	189.4	7	1'49.010	39.404	17.268	28.236	24.102	211.7
8	1'42.988	33.568	17.076	28.329	24.015	212.5	8	1'43.625	33.973	17.232	28.382	24.038	211.3
9	1'42.402	33.426	17.020	28.147	23.809	212.1	9	1'53.647 P	36.204	17.219	28.416	31.808	210.9
10	1'42.403	33.267	17.104	28.201	23.831	212.1	10	10'50.218 P	30.064	17.358	30.075	33.863	212.5
11	1'54.998 P	33.380	18.170	29.303	34.145	196.0	11	2'02.061	28.771	17.176	29.207	24.370	213.0
12	9'05.469	30.882	17.250	28.359	24.307	213.8	12	1'58.986	36.240	17.312	32.403	33.031	210.1
13	1'42.557	33.209	17.127	28.015	24.206	215.1	13	1'42.314	33.413	17.088	28.021	23.792	211.3
14	1'41.847	33.164	17.066	27.856	23.761	213.0	14	1'42.345	33.163	16.991	28.302	23.889	212.5
15	1'44.560 *	33.186	17.189 *	30.145	24.040	213.4	15	1'42.690	33.424	17.219	28.030	24.017	212.5
16	1'54.259 P	35.641 *	17.624	28.435	32.559	209.3							
19th	32	Zen MITANI	Honda Team Asia		JPN		22nd	78	Joel ESTEBAN	LEVEL UP - MTA		SPA	
		Runs=2	Total laps=13	Full laps=10	Valid laps=8			Runs=4	Total laps=18	Full laps=12	Valid laps=9		
1	1'48.363	31.299	17.321	28.418	24.061	208.8	1	1'43.689	31.526	17.369	28.537	24.098	210.1
2	1'42.514	33.473	17.194	28.069	23.778	208.8	2	1'43.259	33.702	17.250	28.315	23.992	211.3
3	1'44.464 *	33.767	17.470	28.593	24.634 *	204.1	3	1'42.300	33.571	17.023	28.130	23.576	216.0
4	1'43.017 *	33.597 *	17.018	28.405	23.997	210.5	4	1'43.114	33.578	17.195	28.429	23.912	210.9
5	1'44.321	33.564	17.134	28.749	24.874	207.6	5	1'42.766	33.521	17.127	28.291	23.827	211.7
6	1'46.008	34.956	17.479	28.908	24.665	205.7	6	1'42.944	33.548	17.089	28.570	23.737	210.9
7	1'42.775	33.599	17.067	28.194	23.915	209.7	7	1'42.988	33.874	17.166	28.268	23.680	215.1
8	1'53.171 P	34.088	17.430	28.855	32.798	205.3	8	1'44.961 *	33.714 *	17.671	28.983	24.593	197.0
9	15'09.477	36.150	18.255	31.752	26.998	201.8	9	1'42.510	33.545	17.041	28.385	23.539	212.1
10	1'42.055	33.345	16.882	27.964	23.864	213.4	10	1'42.608	33.345	17.143	28.295	23.825	213.8
11	1'46.265	34.826	17.139	29.185	25.115	213.8	11	1'42.624	33.370	17.172	28.386	23.696	212.1
12	1'42.502	33.496	17.047	28.092	23.867	213.4	12	1'56.458 P	36.835	17.703	29.465	32.455	207.6
13	1'43.355	33.416	16.985	28.527	24.427	213.0	13	5'45.879 P	30.705	17.262	29.975	33.448	214.7
							14	2'02.327	30.010	17.249	29.311	24.170	213.8
20th	14	Cormac BUCHANAN	CODE Motorsports		NZE		15	2'04.126 P	33.424	17.235	32.847	40.620	212.1
		Runs=3	Total laps=16	Full laps=12	Valid laps=8		16	2'05.175	31.387	17.110	28.574	29.028	214.2
1	2'16.164	36.117	17.382	31.738	30.342	210.1	17	1'42.506 *	33.253	17.113 *	28.229	23.911	211.3
2	1'43.393	33.921	17.188	28.330	23.954	212.5	18	1'41.751 *	33.226 *	17.001	27.998	23.526	213.0
3	1'42.388	33.496	16.979	28.077	23.836	213.0							
4	1'42.950 *	33.488	16.914 *	28.604	23.944	213.0	23rd	9	Veda PRATAMA	Honda Team Asia		INA	
5	1'42.197	33.305	16.985	28.136	23.771	211.3			Runs=2	Total laps=8	Full laps=5	Valid laps=8	
6	1'50.306	40.065	17.382	28.987	23.872	208.4	1	1'50.228 *	30.807	17.555	29.531	24.211 *	212.1
7	1'43.310	33.552	17.059	28.490	24.209	210.5	2	1'42.475	33.438	17.078	28.072	23.887	211.3
8	1'45.562	35.328	17.772	28.478	23.984	201.1	3	1'42.331	33.278	17.151	27.897	24.005	212.5
9	1'43.892	33.677	16.995	28.420	24.800	213.8		unfinished	33.371	17.096			210.9
10	1'56.233 P	33.547	17.040	29.960	35.686	211.3	4	1'56.783	42.228	18.074	31.508	24.973	205.7
11	8'40.515 P	39.953	19.681	28.678	31.319	173.3	5	1'45.461	36.065	17.320	28.300	23.776	212.5
12	2'27.458	40.220	17.152	30.395	25.274	213.4	6	1'44.070	33.457	17.039	28.738	24.836	213.0
							7	1'42.448	33.561	17.179	27.961	23.747	211.7
							8	1'42.768	33.308	17.102	28.403	23.955	211.7

Fastest Lap: Joel KELSO AUS GRYD Racing **1'40.918** 32.926 16.799 27.838 23.355

These data/results cannot be reproduced, stored and/or transmitted in whole or in part by any manner of electronic, mechanical, photocopying, recording, broadcasting or otherwise now known or herein after developed without the previous express consent by the copyright owner, except for reproduction in daily press and regular printed publications on sale to the public within 60 days of the event related to those data/results and always provided that copyright symbol appears together as follows below.

© MotoGP Sports Entertainment Group, 2026

Official MotoGP Timing by  TISSOT

www.motogp.com

Assen, Friday, June 26, 2026

Page 4 of 5

Practice

Moto3™

Lap	Lap Time	T1	T2	T3	T4	Speed	Lap	Lap Time	T1	T2	T3	T4	Speed
24th 10 Nicola CARRARO Rivacold Snipers Team ITA Runs=2 Total laps=15 Full laps=12 Valid laps=4							16	1'45.854 *	33.128 *	17.329	29.816	25.581	213.4
1	2'15.831	35.815	17.661	32.847	28.122	210.5							
2	1'42.897	33.748	17.129	28.036	23.984	213.0							
3	1'43.018	33.629	17.096	28.223	24.070	210.9							
4	1'46.543 *	37.150	17.092 *	28.368	23.933	213.0							
5	1'43.207	33.502	17.083	28.439	24.183	212.1							
6	1'43.425 *	33.944	17.201	28.282	23.998 *	210.1							
7	1'46.513 *	37.088	17.214	28.349	23.862 *	211.7							
8	1'45.108 *	34.814 *	17.494	28.436	24.364	209.3							
9	1'42.862 *	33.581	17.016	28.327	23.938 *	215.1							
10	1'55.013 P	35.930 *	17.561	28.955	32.567	208.8							
11	11'10.159	36.891	17.687	31.715	25.305	209.7							
12	1'42.334	33.517	16.998	28.003	23.816	214.7							
13	1'55.330 *	33.695	17.074	33.023	31.538 *	211.3							
14	1'44.474 *	34.702	17.628 *	28.272	23.872	202.2							
15	1'48.103 *	36.750 *	17.752	29.193	24.408	205.3							
25th 5 Leo RAMMERSTORFER SIC58 Squadra Corse AUT Runs=2 Total laps=16 Full laps=13 Valid laps=8													
1	2'14.840	36.295	17.485	29.443	30.330	210.9							
2	1'52.799	33.712			24.327	213.8							
3	1'43.427 *	33.593	17.228	28.498	24.108 *	210.5							
4	1'43.925 *	33.813	17.338 *	28.763	24.011 *	209.3							
5	1'44.517 *	33.826 *	17.769	28.804	24.118	208.8							
6	1'43.508	33.813	17.270	28.480	23.945	210.1							
7	1'43.606	33.740	17.369	28.465	24.032	210.1							
8	1'43.531	33.718	17.296	28.461	24.056	210.1							
9	1'43.526	33.754	17.242	28.550	23.980	209.7							
10	1'43.322	33.714	17.177	28.379	24.052	210.5							
11	1'53.407 P	34.559	17.425	28.718	32.705	208.4							
12	9'23.817	37.495	17.223	30.259	25.047	214.7							
13	1'42.476	33.552	16.987	28.012	23.925	213.4							
14	1'48.924	33.745	17.060	33.775	24.344	213.0							
15	1'52.621 *	33.559	17.205	37.835	24.022 *	210.5							
16	1'47.243 *	35.716 *	18.083	29.228	24.216	200.3							
26th 73 Valentin PERRONE Red Bull KTM Tech3 ARG Runs=3 Total laps=16 Full laps=12 Valid laps=9													
1	2'15.657	36.645	17.404	34.206	29.375	208.0							
2	1'42.701	33.678	17.068	28.177	23.778	212.1							
3	1'42.709	33.660	17.040	28.094	23.915	211.3							
4	1'46.928 *	37.668	16.990 *	28.256	24.014	214.2							
5	1'42.643	33.482	16.930	28.352	23.879	212.5							
6	1'42.499	33.449	16.933	28.231	23.886	213.4							
7	1'42.655	33.894	16.995	28.122	23.644	214.2							
8	1'44.492	33.658	17.226	29.492	24.116	210.9							
9	1'43.098	33.768	17.135	28.248	23.947	210.9							
10	1'42.686	33.574	17.055	28.104	23.953	211.3							
11	1'55.388 P	38.741	17.112	28.325	31.210	211.7							
12	8'41.893 P	41.830	17.340	28.131	29.575	209.7							
13	2'34.004	59.097	16.947	27.878	23.630	214.2							
14	1'52.696	33.295	16.851	32.103	30.447	213.0							
15	1'42.683 *	33.191	16.986 *	28.020	24.486	213.0							

Fastest Lap: Joel KELSO AUS GRYD Racing **1'40.918** 32.926 16.799 27.838 23.355

These data/results cannot be reproduced, stored and/or transmitted in whole or in part by any manner of electronic, mechanical, photocopying, recording, broadcasting or otherwise now known or herein after developed without the previous express consent by the copyright owner, except for reproduction in daily press and regular printed publications on sale to the public within 60 days of the event related to those data/results and always provided that copyright symbol appears together as follows below.

© MotoGP Sports Entertainment Group, 2026

Official MotoGP Timing by **TISSOT**

www.motogp.com

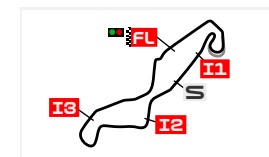
Assen, Friday, June 26, 2026

Page 5 of 5



BEST PARTIAL TIMES

TISSOT GRAND PRIX OF THE NETHERLANDS PRACTICE



TT Circuit Assen

4542 m.

IT Ideal Lap Time, sum of the best partial times

BT Best Lap Time

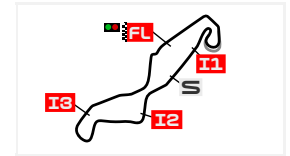
Pos	T1		T2		T3		T4		Pos	Rider	IT	BT	
	Rider	Time	Rider	Time	Rider	Time	Rider	Time					
1	D.ALMANSA	32.925	E.O'SHEA	16.727	M.MORELLI	27.689	J.KELSO	23.350	1	J.KELSO	1'40.913	1'40.918	(1)
2	J.KELSO	32.926	G.PINI	16.736	E.O'SHEA	27.762	A.CARPE	23.361	2	E.O'SHEA	1'41.084	1'41.167	(3)
3	R.YAMANAKA	32.948	J.KELSO	16.799	D.ALMANSA	27.771	G.PINI	23.425	3	A.CARPE	1'41.117	1'41.389	(7)
4	A.CRUCES	32.958	M.URIARTE	16.818	B.URIARTE	27.773	M.MORELLI	23.460	4	G.PINI	1'41.134	1'41.134	(2)
5	A.CARPE	32.972	R.SALMELA	16.819	H.DANISH	27.786	E.O'SHEA	23.469	5	D.ALMANSA	1'41.184	1'41.395	(8)
6	R.SALMELA	32.981	M.BERTELLE	16.821	J.RIOS	27.798	M.QUILES	23.513	6	M.QUILES	1'41.216	1'41.516	(11)
7	M.MORELLI	33.009	A.CRUCES	16.823	M.URIARTE	27.835	M.URIARTE	23.513	7	M.MORELLI	1'41.234	1'41.313	(4)
8	M.QUILES	33.022	M.QUILES	16.829	J.KELSO	27.838	A.CRUCES	23.516	8	M.URIARTE	1'41.297	1'41.479	(9)
9	M.BERTELLE	33.062	V.PERRONE	16.851	M.QUILES	27.852	J.ESTEBAN	23.526	9	R.SALMELA	1'41.310	1'41.319	(6)
10	B.URIARTE	33.070	Z.MITANI	16.882	S.OGDEN	27.856	R.YAMANAKA	23.535	10	A.CRUCES	1'41.317	1'41.317	(5)
11	H.DANISH	33.073	J.RIOS	16.883	A.FERNANDEZ	27.869	D.ALMANSA	23.584	11	B.URIARTE	1'41.338	1'41.506	(10)
12	G.PINI	33.085	C.O'GORMAN	16.887	R.SALMELA	27.877	B.URIARTE	23.586	12	R.YAMANAKA	1'41.349	1'41.611	(12)
13	E.O'SHEA	33.126	A.CARPE	16.897	V.PERRONE	27.878	M.BERTELLE	23.626	13	H.DANISH	1'41.404	1'41.640	(13)
14	M.URIARTE	33.131	D.ALMANSA	16.904	A.CARPE	27.887	H.DANISH	23.627	14	M.BERTELLE	1'41.469	1'41.767	(15)
15	A.FERNANDEZ	33.134	A.FERNANDEZ	16.909	G.PINI	27.888	V.PERRONE	23.630	15	V.PERRONE	1'41.550	1'42.499	(26)
16	R.MOODLEY	33.163	B.URIARTE	16.909	C.O'GORMAN	27.889	R.SALMELA	23.633	16	A.FERNANDEZ	1'41.582	1'41.666	(14)
17	S.OGDEN	33.164	H.DANISH	16.918	R.YAMANAKA	27.896	A.FERNANDEZ	23.670	17	C.O'GORMAN	1'41.678	1'41.769	(16)
18	V.PERRONE	33.191	C.BUCHANAN	16.933	V.PRATAMA	27.897	C.O'GORMAN	23.705	18	J.RIOS	1'41.697	1'41.836	(17)
19	C.O'GORMAN	33.197	R.MOODLEY	16.966	M.BERTELLE	27.960	V.PRATAMA	23.747	19	J.ESTEBAN	1'41.778	1'42.300	(22)
20	J.RIOS	33.236	R.YAMANAKA	16.970	Z.MITANI	27.964	R.MOODLEY	23.747	20	S.OGDEN	1'41.801	1'41.847	(18)
21	J.ESTEBAN	33.253	L.RAMMERSTOR	16.987	R.MOODLEY	27.990	S.OGDEN	23.761	21	R.MOODLEY	1'41.866	1'42.290	(21)
22	V.PRATAMA	33.278	N.CARRARO	16.998	J.ESTEBAN	27.998	C.BUCHANAN	23.771	22	V.PRATAMA	1'41.961	1'42.331	(23)
23	C.BUCHANAN	33.305	J.ESTEBAN	17.001	N.CARRARO	28.003	Z.MITANI	23.778	23	Z.MITANI	1'41.969	1'42.055	(19)
24	Z.MITANI	33.345	S.OGDEN	17.020	L.RAMMERSTOR	28.012	J.RIOS	23.780	24	C.BUCHANAN	1'42.030	1'42.197	(20)
25	N.CARRARO	33.502	V.PRATAMA	17.039	A.CRUCES	28.020	N.CARRARO	23.816	25	N.CARRARO	1'42.319	1'42.334	(24)

These data/results cannot be reproduced, stored and/or transmitted in whole or in part by any manner of electronic, mechanical, photocopying, recording, broadcasting or otherwise now known or herein after developed without the previous express consent by the copyright owner, except for reproduction in daily press and regular printed publications on sale to the public within 60 days of the event related to those data/results and always provided that copyright symbol appears together as follows below.

© MotoGP Sports Entertainment Group, 2026

BEST PARTIAL TIMES

TISSOT GRAND PRIX OF THE NETHERLANDS PRACTICE



TT Circuit Assen 4542 m.

IT Ideal Lap Time, sum of the best partial times

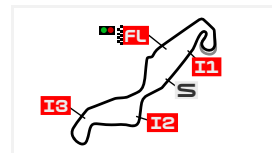
BT Best Lap Time

Pos	T1		T2		T3		T4		Pos	Rider	IT	BT
	Rider	Time	Rider	Time	Rider	Time	Rider	Time				
26	L.RAMMERSTOR	33.552	M.MORELLI	17.076	C.BUCHANAN	28.021	L.RAMMERSTOR	23.925	26	L.RAMMERSTORFER	1'42.476	1'42.476 (25)

These data/results cannot be reproduced, stored and/or transmitted in whole or in part by any manner of electronic, mechanical, photocopying, recording, broadcasting or otherwise now known or herein after developed without the previous express consent by the copyright owner, except for reproduction in daily press and regular printed publications on sale to the public within 60 days of the event related to those data/results and always provided that copyright symbol appears together as follows below.

© MotoGP Sports Entertainment Group, 2026

FASTEST LAPS SEQUENCE

TISSOT GRAND PRIX OF THE NETHERLANDS
PRACTICE


TT Circuit Assen

4542 m.

<i>Practice Time</i>	<i>#</i>	<i>Rider</i>	<i>Nation</i>	<i>Motorcycle</i>	<i>Time</i>	<i>Km/h</i>	<i>Rider's Lap</i>
3'26.948	78	Joel ESTEBAN	SPA	KTM	1'43.259	158.3	2
3'26.989	28	Maximo QUILES	SPA	KTM	1'42.122	160.1	2
3'28.187	13	Hakim DANISH	MAL	KTM	1'41.994	160.3	2
4'23.589	22	David ALMANSA	SPA	KTM	1'41.808	160.6	2
5'41.981	83	Alvaro CARPE	SPA	KTM	1'41.548	161.0	3
5'42.646	66	Joel KELSO	AUS	HONDA	1'41.335	161.3	3
31'05.498	66	Joel KELSO	AUS	HONDA	1'40.918	162.0	10

These data/results cannot be reproduced, stored and/or transmitted in whole or in part by any manner of electronic, mechanical, photocopying, recording, broadcasting or otherwise now known or herein after developed without the previous express consent by the copyright owner, except for reproduction in daily press and regular printed publications on sale to the public within 60 days of the event related to those data/results and always provided that copyright symbol appears together as follows below.

© MotoGP Sports Entertainment Group, 2026

Official MotoGP Timing by  TISSOT
www.motogp.com

Assen, Friday, June 26, 2026