

Automotodrom Brno 5403 m.

CLASSIFICATION

MONSTER ENERGY GRAND PRIX OF CZECHIA

FREE PRACTICE NR. 1

#	Rider	Nation	Team	Motorcycle	Time	Lap Total	Gap	T. Speed
1	93 Marc MARQUEZ	SPA	Ducati Lenovo Team	DUCATI	1'53.303	9 13		319.5
2	20 Fabio QUARTARARO	FRA	Monster Energy Yamaha MotoGP Team	YAMAHA	1'53.503	15 16	0.200 0.200	316.7
3	25 Raul FERNANDEZ	SPA	SuperFile Trackhouse MotoGP Team	APRILIA	1'53.513	14 17	0.210 0.010	316.7
4	36 Joan MIR	SPA	Honda HRC Castrol	HONDA	1'53.523	14 17	0.220 0.010	320.4
5	79 Ai OGURA	JPN	SuperFile Trackhouse MotoGP Team	APRILIA	1'53.621	16 17	0.318 0.098	322.3
6	63 Francesco BAGNAIA	ITA	Ducati Lenovo Team	DUCATI	1'53.679	11 15	0.376 0.058	324.3
7	54 Fermin ALDEGUER	SPA	BK8 Gresini Racing MotoGP	DUCATI	1'53.779	10 15	0.476 0.100	319.5
8	49 Fabio DI GIANNANTONIO	ITA	Pertamina Enduro VR46 Racing Team	DUCATI	1'53.787	14 15	0.484 0.008	320.4
9	37 Pedro ACOSTA	SPA	Red Bull KTM Factory Racing	KTM	1'53.821	14 14	0.518 0.034	320.4
10	10 Luca MARINI	ITA	Honda HRC Castrol	HONDA	1'53.845	16 17	0.542 0.024	322.3
11	7 Toprak RAZGATLIOGLU	TUR	Prima Pramac Yamaha MotoGP	YAMAHA	1'53.926	14 15	0.623 0.081	316.7
12	42 Alex RINS	SPA	Monster Energy Yamaha MotoGP Team	YAMAHA	1'53.928	13 14	0.625 0.002	316.7
13	12 Maverick VIÑALES	SPA	Red Bull KTM Tech3	KTM	1'53.975	12 14	0.672 0.047	321.4
14	89 Jorge MARTIN	SPA	Aprilia Racing	APRILIA	1'54.015	13 16	0.712 0.040	320.4
15	21 Franco MORBIDELLI	ITA	Pertamina Enduro VR46 Racing Team	DUCATI	1'54.175	14 16	0.872 0.160	317.6
16	72 Marco BEZZECCHI	ITA	Aprilia Racing	APRILIA	1'54.194	9 17	0.891 0.019	322.3
17	33 Brad BINDER	RSA	Red Bull KTM Factory Racing	KTM	1'54.249	16 16	0.946 0.055	322.3
18	73 Alex MARQUEZ	SPA	BK8 Gresini Racing MotoGP	DUCATI	1'54.519	11 13	1.216 0.270	323.3
19	11 Diogo MOREIRA	BRA	Pro Honda LCR	HONDA	1'54.688	9 13	1.385 0.169	322.3
20	43 Jack MILLER	AUS	Prima Pramac Yamaha MotoGP	YAMAHA	1'54.790	11 16	1.487 0.102	316.7
21	23 Enea BASTIANINI	ITA	Red Bull KTM Tech3	KTM	1'54.894	11 15	1.591 0.104	321.4
22	35 Cal CRUTCHLOW	GBR	Castrol Honda LCR	HONDA	1'55.306	9 15	2.003 0.412	318.5

Practice condition: **Dry**

Air: 28°

Humidity: 47%

Ground: 42°

Fastest Lap:	Lap: 9	Marc MARQUEZ	1'53.303	171.6 Km/h
Best Race Lap:	2025	Marc MARQUEZ	1'53.691	171.0 Km/h
All-Time Lap Record:	2025	Francesco BAGNAIA	1'52.303	173.1 Km/h

The results are provisional until the end of the limit for protest and appeals.

Time limit for protest expires 60' after publication of the results - Time: **Jindrich HRNECEK** **11:46**

These data/results cannot be reproduced, stored and/or transmitted in whole or in part by any manner of electronic, mechanical, photocopying, recording, broadcasting or otherwise now known or herein after developed without the previous express consent by the copyright owner, except for reproduction in daily press and regular printed publications on sale to the public within 60 days of the event related to those data/results and always provided that copyright symbol appears together as follows below.

© MotoGP Sports Entertainment Group, 2026

Official MotoGP Timing by

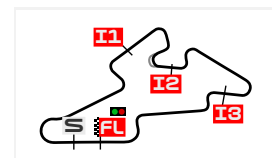
www.motogp.com

Brno, Friday, June 19, 2026

TOP SPEED & AVERAGE

MONSTER ENERGY GRAND PRIX OF CZECHIA

FREE PRACTICE NR. 1



Automotodrom Brno

5403 m.

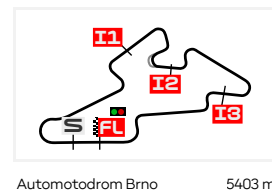
#	Rider	Nation	Motorcycle	Top 5 speeds					Average	Top
63	Francesco BAGNAIA	ITA	DUCATI	324.3	323.3	322.3	322.3	322.3	322.8	324.3
73	Alex MARQUEZ	SPA	DUCATI	323.3	322.3	321.4	320.4	319.5	321.1	323.3
10	Luca MARINI	ITA	HONDA	322.3	320.4	320.4	319.5	319.5	320.2	322.3
11	Diogo MOREIRA	BRA	HONDA	322.3	319.5	318.5	318.5	317.6	319.0	322.3
33	Brad BINDER	RSA	KTM	322.3	320.4	320.4	320.4	320.4	320.6	322.3
72	Marco BEZZECCHI	ITA	APRILIA	322.3	321.4	321.4	320.4	320.4	321.2	322.3
79	Ai OGURA	JPN	APRILIA	322.3	322.3	321.4	321.4	320.4	321.4	322.3
12	Maverick VIÑALES	SPA	KTM	321.4	321.4	319.5	319.5	319.5	320.0	321.4
23	Enea BASTIANINI	ITA	KTM	321.4	320.4	319.5	319.5	319.5	320.1	321.4
36	Joan MIR	SPA	HONDA	320.4	320.4	319.5	319.5	318.5	319.1	320.4
37	Pedro ACOSTA	SPA	KTM	320.4	319.5	319.5	319.5	319.5	319.7	320.4
49	Fabio DI GIANNANTONIO	ITA	DUCATI	320.4	319.5	319.5	318.5	318.5	319.3	320.4
89	Jorge MARTIN	SPA	APRILIA	320.4	320.4	320.4	319.5	319.5	319.9	320.4
54	Fermin ALDEGUER	SPA	DUCATI	319.5	317.6	317.6	317.6	316.7	317.4	319.5
93	Marc MARQUEZ	SPA	DUCATI	319.5	319.5	319.5	318.5	318.5	319.1	319.5
35	Cal CRUTCHLOW	GBR	HONDA	318.5	318.5	317.6	317.6	316.7	317.4	318.5
21	Franco MORBIDELLI	ITA	DUCATI	317.6	316.7	316.7	316.7	315.7	316.4	317.6
7	Toprak RAZGATLIOGLU	TUR	YAMAHA	316.7	315.7	314.8	313.9	313.9	315.0	316.7
20	Fabio QUARTARARO	FRA	YAMAHA	316.7	316.7	315.7	314.8	314.8	315.5	316.7
25	Raul FERNANDEZ	SPA	APRILIA	316.7	315.7	315.7	315.7	315.7	315.9	316.7
42	Alex RINS	SPA	YAMAHA	316.7	315.7	315.7	315.7	315.7	315.9	316.7
43	Jack MILLER	AUS	YAMAHA	316.7	315.7	315.7	315.7	315.7	315.9	316.7

These data/results cannot be reproduced, stored and/or transmitted in whole or in part by any manner of electronic, mechanical, photocopying, recording, broadcasting or otherwise now known or herein after developed without the previous express consent by the copyright owner, except for reproduction in daily press and regular printed publications on sale to the public within 60 days of the event related to those data/results and always provided that copyright symbol appears together as follows below.

© MotoGP Sports Entertainment Group, 2026

Official MotoGP Timing by www.motogp.com

Brno, Friday, June 19, 2026



CHRONOLOGICAL ANALYSIS OF PERFORMANCES

MONSTER ENERGY GRAND PRIX OF CZECHIA

FREE PRACTICE NR. 1

* Lap / Sector time cancelled
 P Crossing the finish line in pit lane
 ** Tyre data subject to further updates

T1 Time from finish line to 1st intermediate
 T2 Time from 1st intermed. to 2nd intermed.

T3 Time from 2nd intermed. to 3rd intermed.
 T4 Time from 3rd intermediate to finish line

Lap	Lap Time	T1	T2	T3	T4	Speed	Lap	Lap Time	T1	T2	T3	T4	Speed
1st	93	Marc MARQUEZ		DUCATI		SPA							
		Ducati Lenovo Team											
		Runs=3	Total laps=13	Full laps=8	Valid laps=6								
Run #	1	Front Tyre	Slick-Medium	Rear Tyre	Slick-Medium								
		New Tyre		New Tyre									
1	2'37.184	43.690	23.788	28.208	30.443								
2	1'56.946 *	35.754	22.314	28.638 *	30.240	315.7							
3	1'56.312 *	35.164	22.010	28.269 *	30.869	317.6							
4	1'54.495	35.177	21.919	27.195	30.204	318.5							
5	1'53.599	34.885	21.811	27.034	29.869	317.6							
6	2'13.572 P	38.395	24.004	29.628	41.545	319.5							
Run #	2	Front Tyre	Slick-Medium	Rear Tyre	Slick-Medium								
		6 Laps at start		6 Laps at start									
7	8'50.531	40.916	23.801	28.601	30.876								
8	1'54.197	35.014	22.039	27.258	29.886	315.7							
9	1'53.303	34.835	21.769	27.064	29.635	317.6							
10	1'56.058	34.825	22.464	28.784	29.985	319.5							
11	2'09.969 P	36.839	22.157	29.542	41.431	316.7							
Run #	3	Front Tyre	Slick-Medium	Rear Tyre	Slick-Medium								
		11 Laps at start		11 Laps at start									
12	10'32.630	43.191	23.445	28.466	30.447								
13	1'55.657	35.811	22.489	27.358	29.999	318.5							
	unfinished	34.697				319.5							
3rd	25	Raul FERNANDEZ		APRILIA		SPA							
		SuperFile Trackhouse MotoGP Team											
		Runs=2	Total laps=17	Full laps=14	Valid laps=12								
Run #	1	Front Tyre	Slick-Soft	Rear Tyre	Slick-Medium								
		New Tyre		New Tyre									
1	2'32.922	39.483	23.881	29.304	31.095								
2	1'56.797 *	35.850	22.477	28.012 *	30.458	314.8							
3	1'55.286 *	35.288	22.250	27.550 *	30.198	313.9							
4	1'54.875	35.193	22.129	27.589	29.964	315.7							
5	1'54.691	35.058	22.051	27.408	30.174	316.7							
6	1'54.520	35.109	22.085	27.445	29.881	314.8							
7	1'54.386	35.045	22.127	27.416	29.798	314.8							
8	1'54.372	35.115	22.047	27.382	29.828	313.9							
9	1'54.391	35.025	22.077	27.417	29.872	315.7							
10	2'12.059 P	36.821	23.932	29.768	41.538	313.9							
Run #	2	Front Tyre	Slick-Medium	Rear Tyre	Slick-Medium								
		New Tyre		10 Laps at start									
11	13'25.057	38.256	23.083	28.012	30.348								
12	1'53.807	35.003	21.945	27.179	29.680	313.0							
13	1'53.597	34.783	21.919	27.159	29.736	313.0							
14	1'53.513	34.831	21.776	27.252	29.654	313.9							
15	2'02.852	41.477	23.550	27.751	30.074	312.1							
16	1'54.074	34.959	21.887	27.350	29.878	315.7							
17	1'54.009	34.902	22.005	27.333	29.769	315.7							
4th	36	Joan MIR		HONDA		SPA							
		Honda HRC Castrol											
		Runs=3	Total laps=17	Full laps=11	Valid laps=9								
Run #	1	Front Tyre	Slick-Soft	Rear Tyre	Slick-Medium								
		New Tyre		New Tyre									
1	2'17.120	38.993	23.400	28.207	30.732								
2	1'55.911 *	35.739	22.391	27.622 *	30.159	318.5							
3	1'55.377	35.518	22.211	27.543	30.105	320.4							
4	1'54.959	35.332	22.148	27.467	30.012	318.5							
5	1'59.579	39.366	22.709	27.390	30.114	319.5							

Fastest Lap:	Marc MARQUEZ	SPA	Ducati Lenovo Team	1'53.303	34.835	21.769	27.064	29.635
---------------------	--------------	-----	--------------------	-----------------	--------	--------	--------	--------

These data/results cannot be reproduced, stored and/or transmitted in whole or in part by any manner of electronic, mechanical, photocopying, recording, broadcasting or otherwise now known or herein after developed without the previous express consent by the copyright owner, except for reproduction in daily press and regular printed publications on sale to the public within 60 days of the event related to those data/results and always provided that copyright symbol appears together as follows below.

© MotoGP Sports Entertainment Group, 2026

Official MotoGP Timing by

www.motogp.com

Brno, Friday, June 19, 2026

Free Practice Nr. 1

MotoGP™

Lap	Lap Time	T1	T2	T3	T4	Speed		
6	2'11.808	P	36.734	26.093	28.551	40.430	318.5	
Run #	2	Front Tyre	Slick-Soft	Rear Tyre	Slick-Medium			
6 Laps at start				6 Laps at start				
7	9'51.567	*	38.582	22.490	27.734	30.143	*	
8	1'55.987		35.451	22.067	27.391	31.078	316.7	
9	1'54.486		35.206	21.999	27.325	29.956	319.5	
10	1'54.529		35.027	22.141	27.350	30.011	318.5	
11	2'14.642	P	38.367	25.170	30.356	40.749	317.6	
Run #	3	Front Tyre	Slick-Medium	Rear Tyre	Slick-Medium			
New Tyre				New Tyre				
12	5'58.779		37.290	22.512	27.607	30.105		
13	1'53.717	*	34.954	21.848	27.135	29.780	*	317.6
14	1'53.523		34.786	21.869	27.108	29.760	318.5	
15	1'53.726		34.783	21.887	27.260	29.796	317.6	
16	1'53.634		34.731	21.907	27.188	29.808	318.5	
17	2'12.866	P	34.950	22.068	28.175	47.673	320.4	

5th 79

Ai OGURA

APRILIA

JPN

SuperFile Trackhouse MotoGP Team

Runs=3 Total laps=17 Full laps=12 Valid laps=9

Run #	1	Front Tyre	Slick-Soft	Rear Tyre	Slick-Medium		
New Tyre				New Tyre			
1	2'22.242		41.217	24.150	28.808	31.215	
2	1'57.340	*	36.025	22.556	28.083	30.676	316.7
3	1'55.936	*	35.487	22.335	27.770	30.344	322.3
4	1'55.170		35.126	22.157	27.544	30.343	321.4
5	1'55.200		35.100	22.117	27.495	30.488	322.3
6	1'55.045		35.172	22.164	27.600	30.109	321.4
7	2'23.189	P	41.599	26.124	31.328	44.138	318.5
Run #	2	Front Tyre	Slick-Soft	Rear Tyre	Slick-Medium		
7 Laps at start				7 Laps at start			
8	8'46.549		40.386	23.949	28.288	31.014	
9	1'55.464	*	35.379	22.249	27.647	30.189	319.5
10	1'54.022		34.855	21.920	27.339	29.908	319.5
11	1'54.261		34.905	22.090	27.347	29.919	320.4
12	1'54.711		34.866	22.109	27.445	30.291	320.4
13	2'20.212	P	39.651	26.845	30.909	42.807	315.7
Run #	3	Front Tyre	Slick-Medium	Rear Tyre	Slick-Medium		
New Tyre				13 Laps at start			
14	6'11.443		41.368	23.378	28.230	30.602	
15	1'54.798		35.123	22.167	27.364	30.144	318.5
16	1'53.621		34.694	21.894	27.222	29.811	319.5
17	1'53.947		34.928	21.914	27.236	29.869	319.5

6th 63

Francesco BAGNAIA

DUCATI

ITA

Ducati Lenovo Team

Runs=3 Total laps=15 Full laps=9 Valid laps=8

Run #	1	Front Tyre	Slick-Medium	Rear Tyre	Slick-Medium		
New Tyre				New Tyre			
1	2'11.498		38.109	23.433	27.872	30.818	
2	1'55.860		35.642	22.461	27.485	30.272	320.4
3	1'54.929		34.995	22.284	27.499	30.151	324.3
4	1'54.307		35.094	22.140	27.282	29.791	320.4
5	1'56.312		35.872	22.402	27.688	30.350	323.3
6	1'55.158		35.301	21.978	27.741	30.138	303.3
7	2'04.756	P	35.049	22.095	27.297	40.315	320.4

Fastest Lap:

Marc MARQUEZ

SPA

Ducati Lenovo Team

1'53.303

34.835

21.769

27.064

29.635

Lap	Lap Time	T1	T2	T3	T4	Speed	
Run #	2	Front Tyre	Slick-Medium	Rear Tyre	Slick-Medium		
7 Laps at start				7 Laps at start			
8	12'16.454		37.925	22.587	27.695	30.054	
9	1'55.701		36.187	22.116	27.512	29.886	322.3
10	1'54.022		35.126	21.958	27.236	29.702	322.3
11	1'53.679		34.879	21.999	27.153	29.648	322.3
12	2'10.710	P	36.744	23.583	29.342	41.041	322.3
Run #	3	Front Tyre	Slick-Medium	Rear Tyre	Slick-Medium		
12 Laps at start				12 Laps at start			
13	8'00.150		37.051	22.274	27.614	30.129	
14	1'54.612	*	34.965	22.185	27.513	29.949	318.5
15	2'07.648	P	34.990	21.906	29.136	41.616	319.5

7th 54

Fermin ALDEGUER

DUCATI

SPA

BK8 Gresini Racing MotoGP

Runs=2 Total laps=15 Full laps=12 Valid laps=9

Run #	1	Front Tyre	Slick-Soft	Rear Tyre	Slick-Medium		
New Tyre				New Tyre			
1	3'03.540		39.215	23.943	28.700	31.550	
2	1'57.198	*	36.051	22.661	27.967	30.519	314.8
3	1'54.834	*	35.012	22.159	27.419	30.244	316.7
4	1'54.231		34.975	22.131	27.252	29.873	315.7
5	1'54.207		34.848	22.107	27.267	29.985	315.7
6	1'54.027		34.882	22.067	27.225	29.853	316.7
7	2'12.774	P	34.886	25.619	29.894	42.375	316.7
Run #	2	Front Tyre	Slick-Soft	Rear Tyre	Slick-Medium		
New Tyre				7 Laps at start			
8	17'55.537		38.669	22.933	27.832	30.693	
9	1'54.832		35.340	22.128	27.417	29.947	314.8
10	1'53.779		34.791	21.995	27.082	29.911	315.7
11	1'54.123		34.805	21.984	27.084	30.250	316.7
12	2'03.886		41.466	24.111	27.824	30.485	317.6
13	1'59.340		34.964	24.957	29.221	30.198	317.6
14	1'59.666	*	35.099	23.327	29.867	31.373	319.5
15	1'54.564		34.967	22.096	27.345	30.156	317.6

8th 49

Fabio DI GIANNANTONIO

DUCATI

ITA

Pertamina Enduro VR46 Racing Team

Runs=3 Total laps=15 Full laps=9 Valid laps=9

Run #	1	Front Tyre	Slick-Soft	Rear Tyre	Slick-Medium		
New Tyre				New Tyre			
1	2'08.703		38.309	22.985	27.976	30.400	
2	1'55.336		35.318	22.423	27.525	30.070	313.9
3	1'54.863		35.245	22.273	27.368	29.977	320.4
4	1'54.334		34.925	22.104	27.365	29.940	318.5
5	1'54.309		35.084	22.081	27.338	29.806	317.6
6	2'05.333	P	35.035	22.072	27.360	40.866	317.6
Run #	2	Front Tyre	Slick-Soft	Rear Tyre	Slick-Medium		
6 Laps at start				6 Laps at start			
7	11'03.486		39.566	22.806	27.954	30.195	
8	1'54.427		35.143	22.078	27.322	29.884	317.6
9	1'54.090		34.997	21.947	27.255	29.891	319.5
10	2'05.680	P	34.963	22.008	27.506	41.203	319.5
Run #	3	Front Tyre	Slick-Medium	Rear Tyre	Slick-Medium		
New Tyre				10 Laps at start			
11	8'44.010		37.923	22.542	27.638	30.361	

These data/results cannot be reproduced, stored and/or transmitted in whole or in part by any manner of electronic, mechanical, photocopying, recording, broadcasting or otherwise now known or herein after developed without the previous express consent by the copyright owner, except for reproduction in daily press and regular printed publications on sale to the public within 60 days of the event related to those data/results and always provided that copyright symbol appears together as follows below.

© MotoGP Sports Entertainment Group, 2026

Official MotoGP Timing by  TISSOT

www.motogp.com

Brno, Friday, June 19, 2026

Page 2 of 6



Free Practice Nr. 1

MotoGP™

Lap	Lap Time	T1	T2	T3	T4	Speed
12	1'54.126	34.967	22.006	27.277	29.876	317.6
13	1'54.196	34.968	21.964	27.387	29.877	316.7
14	1'53.787	34.864	21.994	27.141	29.788	318.5
15	2'13.186 P	37.652	24.005	29.221	42.308	314.8

Lap	Lap Time	T1	T2	T3	T4	Speed
16	1'53.845	34.999	21.925	27.211	29.710	319.5
17	2'20.388 P	43.040	24.673	31.967	40.708	313.9

11th 7 Toprak RAZGATLIOGLU YAMAHA TUR
Prima Pramac Yamaha MotoGP

9th 37 Pedro ACOSTA KTM SPA
Red Bull KTM Factory Racing
Runs=4 Total laps=14 Full laps=8 Valid laps=8

Run #	1	Front Tyre	Slick-Soft	Rear Tyre	Slick-Medium
			New Tyre		New Tyre
1	2'06.765	38.368	23.207	28.083	30.740
	unfinished	35.236	22.227		317.6

Run #	2	Front Tyre	Slick-Soft	Rear Tyre	Slick-Medium
			New Tyre		New Tyre
2	1'59.256	37.426	23.019	28.061	30.750
3	1'55.251	35.196	22.283	27.655	30.117 317.6
4	1'54.358	34.970	22.136	27.313	29.939 319.5
5	1'54.465 *	34.946	22.284	27.234	30.001 * 318.5
6	1'54.159	34.879	22.130	27.277	29.873 319.5
7	2'08.799 P	36.369	23.071	29.370	39.989 317.6

Run #	3	Front Tyre	Slick-Soft	Rear Tyre	Slick-Medium
			6 Laps at start		6 Laps at start
8	9'37.832	37.547	22.482	27.695	30.089
9	1'55.501	35.823	22.269	27.488	29.921 320.4
10	1'54.803	35.069	21.943	27.323	30.468 319.5
11	2'05.819 P	35.020	23.512	27.948	39.339 318.5

Run #	4	Front Tyre	Slick-Soft	Rear Tyre	Slick-Medium
			10 Laps at start		10 Laps at start
12	5'39.718	36.380	22.353	27.923	30.251
13	1'54.105 *	34.995	22.016 *	27.231	29.863 319.5
14	1'53.821	34.906	21.880	27.194	29.841 319.5

10th 10 Luca MARINI HONDA ITA
Honda HRC Castrol

Run #	1	Front Tyre	Slick-Soft	Rear Tyre	Slick-Medium
			New Tyre		New Tyre
1	2'19.904	38.752	23.648	28.521	30.698
2	1'56.548 *	35.989	22.545	27.834 *	30.180 311.2
3	1'56.293 *	35.796	22.263	27.737 *	30.497 319.5
4	1'54.912 *	35.305 *	22.177	27.441	29.989 318.5
5	1'54.600	35.164	22.059	27.455	29.922 319.5
6	2'18.072 P	45.031	23.524	29.071	40.446 318.5

Run #	2	Front Tyre	Slick-Soft	Rear Tyre	Slick-Medium
			6 Laps at start		6 Laps at start
7	8'11.410 *	36.666	22.435	27.696	30.275 *
8	1'54.809	35.340	22.061	27.384	30.024 318.5
9	1'54.426	35.143	22.019	27.345	29.919 322.3
10	1'54.188	35.029	21.998	27.407	29.754 320.4
11	2'06.235 P	35.769	22.405	28.080	39.981 316.7

Run #	3	Front Tyre	Slick-Medium	Rear Tyre	Slick-Medium
			New Tyre		11 Laps at start
12	7'04.158	39.985	22.485	27.464	29.874
13	1'54.079	35.002	22.040	27.265	29.772 317.6
14	1'54.567	35.159	22.062	27.480	29.866 320.4
15	1'54.150	34.929	21.987	27.285	29.949 319.5

Runs=3 Total laps=15 Full laps=10 Valid laps=8

Run #	1	Front Tyre	Slick-Medium	Rear Tyre	Slick-Medium
			New Tyre		New Tyre
1	2'11.459	39.035	23.238	28.328	31.380
2	1'58.890	35.959	22.585	28.224	32.122 311.2
3	1'56.196	35.583	22.392	27.817	30.404 315.7
4	1'57.679 *	35.989	22.791	28.699	30.200 * 311.2
5	1'55.863	35.482	22.447	27.614	30.320 313.0
6	2'04.905 P	35.395	22.338	27.542	39.630 312.1

Run #	2	Front Tyre	Slick-Medium	Rear Tyre	Slick-Medium
			6 Laps at start		6 Laps at start
7	10'01.805 *	36.894	22.561	27.585	30.146 * 313.0
8	1'54.826	35.217	22.211	27.422	29.976 313.0
9	1'56.256	35.172	23.112	27.626	30.346 310.3
10	1'54.566	35.122	22.076	27.514	29.854 313.9
11	2'05.749 P	36.240	22.529	27.696	39.284 313.9

Run #	3	Front Tyre	Slick-Medium	Rear Tyre	Slick-Medium
			11 Laps at start		11 Laps at start
12	9'50.811	40.491	23.378	28.602	30.349
13	1'55.598 *	35.732	22.633	27.412	29.821 * 314.8
14	1'53.926	34.839	21.955	27.317	29.815 316.7
15	1'55.743	35.317	22.194	27.780	30.452 311.2

12th 42 Alex RINS YAMAHA SPA
Monster Energy Yamaha MotoGP Team

Runs=3 Total laps=14 Full laps=9 Valid laps=8

Run #	1	Front Tyre	Slick-Soft	Rear Tyre	Slick-Medium
			New Tyre		New Tyre
1	2'06.969	40.183	23.280	27.954	30.623
2	1'55.109	35.367	22.276	27.300	30.166 316.7
3	1'58.816	38.556	22.495	27.695	30.070 314.8
4	1'54.997	35.177	22.104	27.641	30.075 314.8
5	1'54.887	35.188	22.128	27.478	30.093 314.8
6	2'14.782 P	39.558	26.006	29.436	39.782 313.9

Run #	2	Front Tyre	Slick-Soft	Rear Tyre	Slick-Medium
			6 Laps at start		6 Laps at start
7	10'18.842	37.464	23.214	28.699	31.019
8	1'57.332	35.514	22.238	29.323	30.257 313.9
9	2'10.306 P	35.573	23.436	30.654	40.643 315.7

Run #	3	Front Tyre	Slick-Medium	Rear Tyre	Slick-Medium
			New Tyre		New Tyre
10	10'45.528	39.677	24.093	31.417	32.898
11	1'54.263	35.139	22.019	27.269	29.836 314.8
12	1'57.357	35.126	24.460	27.502	30.269 315.7
13	1'53.928	34.867	21.998	27.205	29.858 315.7
14	2'00.670 *	37.192	22.349	29.496	31.633 * 315.7

Fastest Lap: Marc MARQUEZ SPA Ducati Lenovo Team **1'53.303** 34.835 21.769 27.064 29.635

These data/results cannot be reproduced, stored and/or transmitted in whole or in part by any manner of electronic, mechanical, photocopying, recording, broadcasting or otherwise now known or herein after developed without the previous express consent by the copyright owner, except for reproduction in daily press and regular printed publications on sale to the public within 60 days of the event related to those data/results and always provided that copyright symbol appears together as follows below.

© MotoGP Sports Entertainment Group, 2026

Official MotoGP Timing by TISSOT

www.motogp.com

Brno, Friday, June 19, 2026

Page 3 of 6



Free Practice Nr. 1

MotoGP™

Lap	Lap Time	T1	T2	T3	T4	Speed
13th	12	Maverick VIÑALES		KTM	SPA	
		Red Bull KTM Tech3				
		Runs=3	Total laps=14	Full laps=9	Valid laps=5	
Run #	1	Front Tyre	Slick-Soft	Rear Tyre	Slick-Medium	
		New Tyre		New Tyre		
1	2'31.971	38.972	23.057	28.233	30.927	
2	5'13.074 P	36.285	22.648	3'32.148	41.993 312.1	
Run #	2	Front Tyre	Slick-Soft	Rear Tyre	Slick-Medium	
		2 Laps at start		2 Laps at start		
3	8'22.022	38.374	22.933	28.254	30.679	
4	1'56.507	36.095	22.288	27.807	30.317 319.5	
5	1'55.458 *	35.368	22.226	27.728	30.136 * 317.6	
6	1'54.578	35.137	22.130	27.465	29.846 317.6	
7	1'54.351	35.048	22.010	27.414	29.879 319.5	
8	2'09.687 P	36.936	24.665	28.408	39.678 306.8	
Run #	3	Front Tyre	Slick-Soft	Rear Tyre	Slick-Medium	
		New Tyre		8 Laps at start		
9	10'56.559	37.433	22.645	28.139	30.177	
10	1'54.629	35.193	22.117	27.386	29.933 319.5	
11	1'54.099 *	34.976 *	22.030	27.214	29.879 319.5	
12	1'53.975	34.975	22.067	27.188	29.745	321.4
13	1'56.287 *	34.996	22.435 *	28.359	30.497 321.4	
14	1'54.041 *	34.982	21.958	27.318	29.783 * 319.5	

14th	89	Jorge MARTIN		APRILIA	SPA	
		Aprilia Racing				
		Runs=4	Total laps=16	Full laps=10	Valid laps=9	
Run #	1	Front Tyre	Slick-Soft	Rear Tyre	Slick-Medium	
		New Tyre		New Tyre		
1	2'17.431	38.340	25.233	28.434	30.568	
2	1'56.156 *	35.663 *	22.576	27.733 *	30.184 319.5	
3	1'59.752 *	35.546	22.349	29.785	32.072 * 320.4	
4	1'56.019	35.577	22.557	27.762	30.123 317.6	
5	1'55.458	35.337	22.284	27.603	30.234 315.7	
6	2'08.732 P	35.280	23.716	27.655	42.081 319.5	
Run #	2	Front Tyre	Slick-Soft	Rear Tyre	Slick-Medium	
		6 Laps at start		6 Laps at start		
7	8'50.167 *	37.381	23.046	27.809	30.149 *	
8	1'54.967	35.150	22.293	27.464	30.060 315.7	
9	2'10.849 P	35.188	23.605	28.651	43.405 319.5	
Run #	3	Front Tyre	Slick-Soft	Rear Tyre	Slick-Medium	
		9 Laps at start		9 Laps at start		
10	2'15.685	36.695	22.355	27.416	30.489	
	unfinished	35.542	28.554		316.7	
Run #	4	Front Tyre	Slick-Soft	Rear Tyre	Slick-Medium	
		New Tyre		New Tyre		
11	1'56.402	36.057	22.426	27.499	30.420	
12	1'54.149	34.923	22.099	27.409	29.718	318.5
13	1'54.015	34.886	22.088	27.224	29.817	319.5
14	1'58.912	35.634	23.809	28.889	30.580 320.4	
15	1'56.142 *	35.313	22.686 *	27.941	30.202 318.5	
16	1'54.330	35.021	22.115	27.291	29.903 320.4	

Lap	Lap Time	T1	T2	T3	T4	Speed
15th	21	Franco MORBIDELLI		DUCATI	ITA	
		Pertamina Enduro VR46 Racing Team				
		Runs=3	Total laps=16	Full laps=11	Valid laps=10	
Run #	1	Front Tyre	Slick-Soft	Rear Tyre	Slick-Medium	
		New Tyre		New Tyre		
1	2'10.387	38.847	22.983	27.928	31.312	
2	1'56.254	35.690	22.397	27.768	30.399 316.7	
3	1'55.622	35.464	22.254	27.522	30.382 314.8	
4	1'55.410	35.335	22.180	27.429	30.466 313.0	
5	1'55.073	35.240	22.159	27.506	30.168 315.7	
6	2'23.587 P	42.100	26.277	32.344	42.866 307.6	
Run #	2	Front Tyre	Slick-Soft	Rear Tyre	Slick-Medium	
		6 Laps at start		6 Laps at start		
7	9'52.638	40.487	23.453	28.296	30.813	
8	1'56.823	35.947	22.503	27.676	30.697 315.7	
9	1'54.995	35.278	22.114	27.388	30.215 313.9	
10	1'54.812	35.206	22.043	27.499	30.064 316.7	
11	2'07.202 P	35.760	22.685	28.156	40.601 315.7	
Run #	3	Front Tyre	Slick-Medium	Rear Tyre	Slick-Medium	
		New Tyre		11 Laps at start		
12	8'42.797	39.454	22.593	28.878	30.308	
13	1'54.316	35.069	22.029	27.221	29.997	314.8
14	1'54.175	34.981	21.988	27.365	29.841	314.8
15	2'02.872 *	35.179	23.686 *	32.228	31.779	317.6
16	1'54.663	35.138	22.118	27.385	30.022 316.7	

16th	72	Marco BEZZECCHI		APRILIA	ITA	
		Aprilia Racing				
		Runs=3	Total laps=17	Full laps=12	Valid laps=11	
Run #	1	Front Tyre	Slick-Soft	Rear Tyre	Slick-Medium	
		New Tyre		New Tyre		
1	2'12.127	37.867	23.379	28.087	30.508	
2	2'09.855	35.584	22.520	27.640	44.111	322.3
3	1'55.432 *	35.513	22.221	27.699 *	29.999 312.1	
4	1'54.830	35.184	22.129	27.487	30.030 321.4	
5	1'55.094	35.316	22.171	27.524	30.083 317.6	
6	2'05.985 P	35.702	22.180	27.707	40.396 295.0	
Run #	2	Front Tyre	Slick-Soft	Rear Tyre	Slick-Medium	
		6 Laps at start		6 Laps at start		
7	8'17.654	36.807	22.605	27.821	30.235	
8	1'55.369	35.440	22.182	27.429	30.318 315.7	
9	1'54.194	34.932	22.077	27.415	29.770	321.4
10	1'54.222	35.013	21.982	27.297	29.930 320.4	
11	2'07.728 P	36.613	22.629	27.821	40.665 318.5	
Run #	3	Front Tyre	Slick-Soft	Rear Tyre	Slick-Medium	
		New Tyre		11 Laps at start		
12	7'27.306	37.581	22.582	27.823	30.071	
13	1'55.478	35.526	22.260	27.411	30.281 320.4	
14	1'54.929	35.162	22.219	27.257	30.291 318.5	
15	1'54.293	35.043	22.018	27.259	29.973 319.5	
16	1'54.205	35.007	21.929	27.227	30.042 317.6	
17	1'54.335	35.068	22.034	27.322	29.911 318.5	

Fastest Lap: Marc MARQUEZ SPA Ducati Lenovo Team **1'53.303** 34.835 21.769 27.064 29.635

These data/results cannot be reproduced, stored and/or transmitted in whole or in part by any manner of electronic, mechanical, photocopying, recording, broadcasting or otherwise now known or herein after developed without the previous express consent by the copyright owner, except for reproduction in daily press and regular printed publications on sale to the public within 60 days of the event related to those data/results and always provided that copyright symbol appears together as follows below.

© MotoGP Sports Entertainment Group, 2026

Official MotoGP Timing by TISSOT

www.motogp.com

Brno, Friday, June 19, 2026

Page 4 of 6



Free Practice Nr. 1

MotoGP™

Lap	Lap Time	T1	T2	T3	T4	Speed
17th	33	Brad BINDER		KTM		RSA
		Red Bull KTM Factory Racing				
		Runs=3	Total laps=16	Full laps=11	Valid laps=9	
Run #	1	Front Tyre	Slick-Soft	Rear Tyre	Slick-Medium	
		New Tyre		New Tyre		
1	2'08.361	38.638	23.717	28.375	30.725	
2	1'56.256	35.824	22.537	27.667	30.228	320.4
3	1'55.138 *	35.256	22.261	27.495	30.126 *	320.4
4	1'54.536	35.166	22.095	27.214	30.061	319.5
5	2'04.069 P	35.035	22.179	27.366	39.489	320.4
Run #	2	Front Tyre	Slick-Soft	Rear Tyre	Slick-Medium	
		New Tyre		5 Laps at start		
6	7'42.106 *	40.741	23.171	28.103	30.792 *	
7	1'56.217	35.621	22.419	27.598	30.579	317.6
8	1'54.840	35.163	22.178	27.468	30.031	318.5
9	1'54.735	34.996	22.204	27.427	30.108	319.5
10	1'54.264	35.062	21.979	27.324	29.899	319.5
11	2'11.087 P	36.849	23.179	29.671	41.388	320.4
Run #	3	Front Tyre	Slick-Soft	Rear Tyre	Slick-Medium	
		6 Laps at start		11 Laps at start		
12	11'09.984	40.363	23.900	27.877	30.060	
13	2'00.595	37.689	24.762	28.229	29.915	320.4
14	1'54.311	35.166	22.011	27.194	29.940	320.4
15	1'57.712 *	35.076	22.086 *	29.968	30.582	322.3
16	1'54.249	34.863	22.168	27.301	29.917	320.4

18th	73	Alex MARQUEZ		DUCATI		SPA
		BK8 Gresini Racing MotoGP				
		Runs=3	Total laps=13	Full laps=9	Valid laps=7	
Run #	1	Front Tyre	Slick-Soft	Rear Tyre	Slick-Medium	
		New Tyre		New Tyre		
1	2'46.159 P	40.974	24.878	29.751	41.115	
Run #	2	Front Tyre	Slick-Soft	Rear Tyre	Slick-Medium	
		1 Laps at start		1 Laps at start		
2	8'48.323	38.650	23.830	29.036	31.025	
3	1'56.880	35.872	22.666	27.981	30.361	316.7
4	1'55.757	35.452	22.506	27.651	30.148	318.5
5	1'54.980 *	35.173	22.242	27.595	29.970 *	319.5
6	2'08.354 P	35.324	23.613	28.812	40.605	320.4
Run #	3	Front Tyre	Slick-Soft	Rear Tyre	Slick-Medium	
		New Tyre		6 Laps at start		
7	15'20.081	40.388	23.189	28.558	30.612	
8	1'54.799	35.124	22.213	27.484	29.978	318.5
9	1'54.557	35.100	22.118	27.475	29.864	319.5
10	2'05.027	38.606	25.081	29.870	31.470	318.5
11	1'54.519	35.168	22.114	27.453	29.784	321.4
12	1'58.362 *	35.075	23.172 *	29.562	30.553	322.3
13	1'54.631	35.172	22.174	27.460	29.825	323.3

19th	11	Diogo MOREIRA		HONDA		BRA
		Pro Honda LCR				
		Runs=3	Total laps=13	Full laps=8	Valid laps=6	
Run #	1	Front Tyre	Slick-Soft	Rear Tyre	Slick-Medium	
		New Tyre		New Tyre		
1	2'12.559	37.693	23.101	28.184	30.445	

Lap	Lap Time	T1	T2	T3	T4	Speed
2	1'57.195 *	36.548	22.856	27.716 *	30.075 *	313.9
unfinished		35.582	22.398			305.9
Run #	2	Front Tyre	Slick-Soft	Rear Tyre	Slick-Medium	
		New Tyre		New Tyre		
3	1'59.611 *	37.912	22.802	28.217	30.680 *	
4	1'55.959 *	35.479	22.521	27.746	30.213 *	316.7
5	1'55.139	35.411	22.228	27.493	30.007	317.6
6	1'55.013 *	35.235	22.114	27.574	30.090 *	318.5
7	1'57.725	36.962	22.530	27.900	30.333	318.5
8	1'55.393	35.343	22.288	27.527	30.235	317.6
9	1'54.688	35.056	22.128	27.547	29.957	319.5
10	2'08.492 P	36.903	23.165	28.450	39.974	316.7
Run #	3	Front Tyre	Slick-Soft	Rear Tyre	Slick-Medium	
		8 Laps at start		8 Laps at start		
11	8'15.230	36.103	22.331	27.556	30.193	
12	2'01.791 *	35.043	22.334 *	28.811	35.603	322.3
13	2'01.234	37.659	24.494	28.307	30.774	315.7

20th	43	Jack MILLER		YAMAHA		AUS
		Prima Pramac Yamaha MotoGP				
		Runs=3	Total laps=16	Full laps=11	Valid laps=10	
Run #	1	Front Tyre	Slick-Soft	Rear Tyre	Slick-Medium	
		New Tyre		New Tyre		
1	2'12.351	38.876	23.730	28.134	30.885	
2	1'57.286 *	36.271	22.801	27.755 *	30.459	314.8
3	2'06.888	37.611	24.815	31.886	32.576	315.7
4	1'55.498	35.758	22.248	27.409	30.083	315.7
5	1'55.215	35.274	22.208	27.489	30.244	315.7
6	2'14.538 P	39.832	25.290	28.820	40.596	313.9
Run #	2	Front Tyre	Slick-Soft	Rear Tyre	Slick-Medium	
		6 Laps at start		6 Laps at start		
7	9'17.616	40.848	23.109	28.116	30.456	
8	1'55.941	35.833	22.382	27.510	30.216	313.0
9	1'55.346	35.483	22.200	27.468	30.195	313.0
10	2'10.722	39.546	25.720	34.740	30.716	313.9
11	1'54.790	35.342	22.109	27.332	30.007	315.7
12	2'09.823 P	37.707	23.884	28.030	40.202	316.7
Run #	3	Front Tyre	Slick-Soft	Rear Tyre	Slick-Medium	
		12 Laps at start		12 Laps at start		
13	7'29.340	39.609	28.238	29.378	30.385	
14	1'54.806	35.229	22.163	27.420	29.994	314.8
15	2'05.711	35.168	25.369	30.183	34.991	315.7
16	1'55.019	35.342	22.128	27.446	30.103	313.9

21st	23	Enea BASTIANINI		KTM		ITA
		Red Bull KTM Tech3				
		Runs=3	Total laps=15	Full laps=10	Valid laps=8	
Run #	1	Front Tyre	Slick-Soft	Rear Tyre	Slick-Medium	
		New Tyre		New Tyre		
1	2'20.724	38.677	23.497	28.486	32.188	
2	1'57.195 *	36.090	22.541	27.906 *	30.658	305.9
3	1'55.660 *	35.532	22.268	27.631 *	30.229	317.6
4	1'55.640	35.424	22.400	27.670	30.146	308.5
5	1'55.029	35.224	22.164	27.462	30.179	317.6
6	2'11.061 P	39.392	23.061	28.184	40.424	317.6

Fastest Lap: Marc MARQUEZ SPA Ducati Lenovo Team **1'53.303** 34.835 21.769 27.064 29.635

These data/results cannot be reproduced, stored and/or transmitted in whole or in part by any manner of electronic, mechanical, photocopying, recording, broadcasting or otherwise now known or herein after developed without the previous express consent by the copyright owner, except for reproduction in daily press and regular printed publications on sale to the public within 60 days of the event related to those data/results and always provided that copyright symbol appears together as follows below.

© MotoGP Sports Entertainment Group, 2026

Official MotoGP Timing by TISSOT

www.motogp.com

Brno, Friday, June 19, 2026

Page 5 of 6



Free Practice Nr. 1

MotoGP™

Lap	Lap Time	T1	T2	T3	T4	Speed	Lap	Lap Time	T1	T2	T3	T4	Speed
Run #	2	Front Tyre	Slick-Soft	Rear Tyre	Slick-Medium								
		6 Laps at start				6 Laps at start							
7	9'36.970	38.248	23.001	28.044	30.509								
8	1'55.517	35.367	22.286	27.637	30.227	318.5							
9	1'54.924	35.267	22.176	27.437	30.044	318.5							
10	1'57.606	35.163	23.424	28.641	30.378	319.5							
11	1'54.894	35.196	22.260	27.431	30.007	319.5							
12	2'08.298 P	37.622	22.659	28.148	39.869	319.5							
Run #	3	Front Tyre	Slick-Soft	Rear Tyre	Slick-Medium								
		New Tyre				12 Laps at start							
13	9'32.636	37.642	22.627	27.667	32.008								
14	1'59.058	37.670	23.858	27.465	30.065	321.4							
15	2'00.911	35.213	22.199	32.114	31.385	320.4							

22nd **35** Cal CRUTCHLOW HONDA GBR
Castrol Honda LCR

Runs=3 Total laps=15 Full laps=10 Valid laps=8

Run #	1	Front Tyre	Slick-Medium	Rear Tyre	Slick-Soft								
		New Tyre				New Tyre							
1	2'38.563	44.575	25.541	30.601	31.610								
2	1'59.023 *	36.744	23.147	28.350 *	30.782	311.2							
3	1'57.057 *	36.050	22.597	27.852 *	30.558	313.9							
4	1'56.328	35.695	22.343	27.874	30.416	316.7							
5	1'55.926	35.586	22.225	27.627	30.488	316.7							
6	2'15.753 P	39.076	24.352	30.264	42.061	316.7							
Run #	2	Front Tyre	Slick-Medium	Rear Tyre	Slick-Soft								
		6 Laps at start				6 Laps at start							
7	8'58.511	37.280	23.032	27.970	30.542								
8	1'55.388	35.576	22.208	27.580	30.024	318.5							
9	1'55.306	35.408	22.256	27.554	30.088	317.6							
10	2'10.536	35.699	22.897	38.276	33.664	318.5							
11	1'55.413	35.469	22.323	27.533	30.088	317.6							
12	2'09.754 P	37.901	23.334	28.232	40.287	316.7							
Run #	3	Front Tyre	Slick-Medium	Rear Tyre	Slick-Soft								
		12 Laps at start				12 Laps at start							
13	9'14.985	49.182	25.118	30.089	31.265								
14	2'01.696	36.020	24.878	30.380	30.418	314.8							
15	1'56.140	35.696	22.297	27.803	30.344	314.8							

Fastest Lap: Marc MARQUEZ SPA Ducati Lenovo Team **1'53.303** 34.835 21.769 27.064 29.635

These data/results cannot be reproduced, stored and/or transmitted in whole or in part by any manner of electronic, mechanical, photocopying, recording, broadcasting or otherwise now known or herein after developed without the previous express consent by the copyright owner, except for reproduction in daily press and regular printed publications on sale to the public within 60 days of the event related to those data/results and always provided that copyright symbol appears together as follows below.

© MotoGP Sports Entertainment Group, 2026

Official MotoGP Timing by  TISSOT

www.motogp.com

Brno, Friday, June 19, 2026

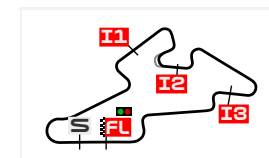
Page 6 of 6



BEST PARTIAL TIMES

MONSTER ENERGY GRAND PRIX OF CZECHIA

FREE PRACTICE NR. 1



Automotodrom Brno

5403 m.

IT Ideal Lap Time, sum of the best partial times

BT Best Lap Time

Pos	T1		T2		T3		T4		Pos	Rider	IT	BT	
	Rider	Time	Rider	Time	Rider	Time	Rider	Time					
1	A.OGURA	34.694	M.MARQUEZ	21.769	M.MARQUEZ	27.034	M.MARQUEZ	29.635	1	M.MARQUEZ	1'53.135	1'53.303	(1)
2	M.MARQUEZ	34.697	R.FERNANDEZ	21.776	F.ALDEGUER	27.082	F.BAGNAIA	29.648	2	R.FERNANDEZ	1'53.372	1'53.513	(3)
3	J.MIR	34.731	F.QUARTARARO	21.822	J.MIR	27.108	R.FERNANDEZ	29.654	3	J.MIR	1'53.447	1'53.523	(4)
4	R.FERNANDEZ	34.783	J.MIR	21.848	F.QUARTARAR	27.115	L.MARINI	29.710	4	F.QUARTARARO	1'53.503	1'53.503	(2)
5	F.ALDEGUER	34.791	P.ACOSTA	21.880	F.DI GIANNANT	27.141	J.MARTIN	29.718	5	F.BAGNAIA	1'53.586	1'53.679	(6)
6	F.QUARTARAR	34.834	A.OGURA	21.894	F.BAGNAIA	27.153	F.QUARTARAR	29.732	6	A.OGURA	1'53.621	1'53.621	(5)
7	T.RAZGATLIOG	34.839	F.BAGNAIA	21.906	R.FERNANDEZ	27.159	M.VIÑALES	29.745	7	F.ALDEGUER	1'53.710	1'53.779	(7)
8	B.BINDER	34.863	L.MARINI	21.925	M.VIÑALES	27.188	J.MIR	29.760	8	F.DI GIANNANTONI	1'53.740	1'53.787	(8)
9	F.DI GIANNANT	34.864	M.BEZZECCHI	21.929	B.BINDER	27.194	M.BEZZECCHI	29.770	9	L.MARINI	1'53.775	1'53.845	(10)
10	A.RINS	34.867	F.DI GIANNANT	21.947	P.ACOSTA	27.194	A.MARQUEZ	29.784	10	P.ACOSTA	1'53.794	1'53.821	(9)
11	P.ACOSTA	34.879	T.RAZGATLIOG	21.955	A.RINS	27.205	F.DI GIANNANT	29.788	11	M.BEZZECCHI	1'53.858	1'54.194	(16)
12	F.BAGNAIA	34.879	M.VIÑALES	21.958	L.MARINI	27.211	A.OGURA	29.811	12	M.VIÑALES	1'53.866	1'53.975	(13)
13	J.MARTIN	34.886	B.BINDER	21.979	F.MORBIDELLI	27.221	T.RAZGATLIOG	29.815	13	A.RINS	1'53.906	1'53.928	(12)
14	L.MARINI	34.929	F.ALDEGUER	21.984	A.OGURA	27.222	A.RINS	29.836	14	J.MARTIN	1'53.916	1'54.015	(14)
15	M.BEZZECCHI	34.932	F.MORBIDELLI	21.988	J.MARTIN	27.224	F.MORBIDELLI	29.841	15	T.RAZGATLIOGLU	1'53.926	1'53.926	(11)
16	M.VIÑALES	34.975	A.RINS	21.998	M.BEZZECCHI	27.227	P.ACOSTA	29.841	16	B.BINDER	1'53.935	1'54.249	(17)
17	F.MORBIDELLI	34.981	J.MARTIN	22.088	T.RAZGATLIOG	27.317	F.ALDEGUER	29.853	17	F.MORBIDELLI	1'54.031	1'54.175	(15)
18	D.MOREIRA	35.043	J.MILLER	22.109	J.MILLER	27.332	B.BINDER	29.899	18	A.MARQUEZ	1'54.426	1'54.519	(18)
19	A.MARQUEZ	35.075	D.MOREIRA	22.114	E.BASTIANINI	27.431	D.MOREIRA	29.957	19	J.MILLER	1'54.603	1'54.790	(20)
20	E.BASTIANINI	35.163	A.MARQUEZ	22.114	A.MARQUEZ	27.453	J.MILLER	29.994	20	D.MOREIRA	1'54.607	1'54.688	(19)
21	J.MILLER	35.168	E.BASTIANINI	22.164	D.MOREIRA	27.493	E.BASTIANINI	30.007	21	E.BASTIANINI	1'54.765	1'54.894	(21)
22	C.CRUTCHLOW	35.408	C.CRUTCHLOW	22.208	C.CRUTCHLOW	27.533	C.CRUTCHLOW	30.024	22	C.CRUTCHLOW	1'55.173	1'55.306	(22)

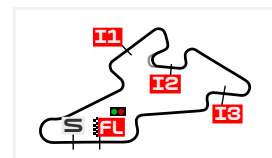
These data/results cannot be reproduced, stored and/or transmitted in whole or in part by any manner of electronic, mechanical, photocopying, recording, broadcasting or otherwise now known or herein after developed without the previous express consent by the copyright owner, except for reproduction in daily press and regular printed publications on sale to the public within 60 days of the event related to those data/results and always provided that copyright symbol appears together as follows below.

© MotoGP Sports Entertainment Group, 2026

FASTEST LAPS SEQUENCE

MONSTER ENERGY GRAND PRIX OF CZECHIA

FREE PRACTICE NR. 1




Automotodrom Brno

5403 m.

<i>Practice Time</i>	<i>#</i>	<i>Rider</i>	<i>Nation</i>	<i>Motorcycle</i>	<i>Time</i>	<i>Km/h</i>	<i>Rider's Lap</i>
4'02.078	42	Alex RINS	SPA	YAMAHA	1'55.109	168.9	2
5'58.902	49	Fabio DI GIANNANTONI	ITA	DUCATI	1'54.863	169.3	3
7'53.236	49	Fabio DI GIANNANTONI	ITA	DUCATI	1'54.334	170.1	4
7'56.594	63	Francesco BAGNAIA	ITA	DUCATI	1'54.307	170.1	4
8'49.803	54	Fermin ALDEGUER	SPA	DUCATI	1'54.231	170.2	4
10'18.536	93	Marc MARQUEZ	SPA	DUCATI	1'53.599	171.2	5
25'10.139	93	Marc MARQUEZ	SPA	DUCATI	1'53.303	171.6	9

These data/results cannot be reproduced, stored and/or transmitted in whole or in part by any manner of electronic, mechanical, photocopying, recording, broadcasting or otherwise now known or herein after developed without the previous express consent by the copyright owner, except for reproduction in daily press and regular printed publications on sale to the public within 60 days of the event related to those data/results and always provided that copyright symbol appears together as follows below.

© MotoGP Sports Entertainment Group, 2026

Official MotoGP Timing by  TISSOT

www.motogp.com

Brno, Friday, June 19, 2026