

No.	Rider	Nat	Team	Bike	Class	Time	Gap	Rel.	Laps	Speed	
										Avg	Max
1	7 I. LECUONA	ESP	Aruba.it Racing - Ducati	Ducati Panigale V4R		1'49.578			15	166,796	314,0
2	14 S. LOWES	GBR	ELF Marc VDS Racing Team	Ducati Panigale V4R	IND	1'49.588	0.010	0.010	17	166,781	309,5
3	11 N. BULEGA	ITA	Aruba.it Racing - Ducati	Ducati Panigale V4R		1'49.659	0.081	0.071	18	166,673	310,3
4	47 A. BASSANI	ITA	bimota by Kawasaki Racing Team	bimota KB998 Rimini		1'49.856	0.278	0.197	18	166,374	308,6
5	5 Y. MONTELLA	ITA	Barni Spark Racing Team	Ducati Panigale V4R	IND	1'49.888	0.310	0.032	18	166,326	310,3
6	19 A. BAUTISTA	ESP	Barni Spark Racing Team	Ducati Panigale V4R	IND	1'49.930	0.352	0.042	16	166,262	312,1
7	31 G. GERLOFF	USA	Kawasaki WorldSBK Team	Kawasaki ZX-10RR		1'49.991	0.413	0.061	15	166,170	312,1
8	22 A. LOWES	GBR	bimota by Kawasaki Racing Team	bimota KB998 Rimini		1'50.142	0.564	0.151	16	165,942	307,7
9	46 T. BRIDEWELL	GBR	Superbike Advocates	Ducati Panigale V4R	IND	1'50.327	0.749	0.185	13	165,664	311,2
10	34 L. BALDASSARRI	ITA	Team Goeleven	Ducati Panigale V4R	IND	1'50.361	0.783	0.034	16	165,613	310,3
11	67 A. SURRA	ITA	Motocorsa Racing	Ducati Panigale V4R	IND	1'50.430	0.852	0.069	15	165,509	313,0
12	96 J. DIXON	GBR	Honda HRC	Honda CBR1000RR-R SP		1'50.482	0.904	0.052	15	165,431	309,5
13	55 A. LOCATELLI	ITA	Pata Maxus Yamaha	Yamaha YZF R1		1'50.547	0.969	0.065	17	165,334	313,0
14	35 S. CHANTRA	THA	Honda HRC	Honda CBR1000RR-R SP		1'50.686	1.108	0.139	17	165,127	311,2
15	95 T. MACKENZIE	GBR	MGM Optical Express Racing	Ducati Panigale V4R	IND	1'50.763	1.185	0.077	15	165,012	310,3
16	62 S. MANZI	ITA	GYTR GRT Yamaha WorldSBK Team	Yamaha YZF R1		1'50.921	1.343	0.158	17	164,777	308,6
17	87 R. GARDNER	AUS	GYTR GRT Yamaha WorldSBK Team	Yamaha YZF R1		1'50.953	1.375	0.032	14	164,729	311,2
18	60 M. VAN DER MARK	NED	ROKiT BMW Motorrad WorldSBK Team	BMW M 1000 RR		1'51.002	1.424	0.049	19	164,656	315,8
19	38 H. SOOMER	EST	ROKiT BMW Motorrad WorldSBK Team	BMW M 1000 RR		1'51.110	1.532	0.108	16	164,496	306,8
20	97 X. VIERGE	ESP	Pata Maxus Yamaha	Yamaha YZF R1		1'51.267	1.689	0.157	16	164,264	308,6
21	54 B. SOFUOGLU	TUR	Motoxracing WorldSBK Team	Yamaha YZF R1	IND	1'52.026	2.448	0.759	16	163,151	306,8
22	13 M. RATO	ITA	Motoxracing WorldSBK Team	Yamaha YZF R1	IND	1'52.390	2.812	0.364	18	162,623	305,9

Qualifying Lap Time (105% of 1'49.578): **1'55.057**

AIR	Humidity:	22%	Temp:	35°C
TRACK	Condition:	Dry	Temp:	53°C

Records	Pole	[SP]	2025	N.Bulega	1'47.332	170,290 Km/h
	Race	[SPRC]	2024	T.Razgatlioglu	1'47.935	169,340 Km/h
	All Times	[SP]	2025	N.Bulega	1'47.332	170,290 Km/h

29/05/2026 Start 15:00 End 15:48 The results are provisional until the end of the time limit for protests and appeals and the completion of the technical checks. Clerk Of The Course: **Jose Luis Omella** Publication Time: **15:52**

These data/results cannot be reproduced, stored and/or transmitted in whole or in part by any manner of electronic, mechanical, photocopying, recording, broadcasting or otherwise now known or herein after developed without the previous express consent by the copyright owner, except for reproduction in daily press and regular printed publications on sale to the public within 60 days of the event related to those data/results and always provided that copyright symbol appears together as follows below.

© DORNA WSBK ORGANIZATION Srl 2026

Aragon Round, 29-31 May 2026

Results Free Practice 2nd Session

Session Highlights

Local Time	No. Rider	Description
15.00.00		Start of Session
15.04.55	97 X. VIERGE	#97 CHECK RACELINK GPS BEFORE NEXT RUN
15.06.04	38 H. SOOMER	#38 On Asphalt - Rejoined - Turn 9
15.07.27	7 I. LECUONA	#7 On Asphalt - Rejoined - Turn 12
15.10.37	96 J. DIXON	#96 On Asphalt - Rejoined - Turn 1
15.22.31	96 J. DIXON	#96 On Asphalt - Rejoined - Turn 1
15.23.00	13 M. RATO	#13 On Asphalt - Rejoined - Turn 12
15.24.03	11 N. BULEGA	#11 On Asphalt - Rejoined - Turn 1
15.25.09	62 S. MANZI	#62 On Asphalt - Rejoined - Turn 1
15.28.21	5 Y. MONTELLA	#5 On Asphalt - Rejoined - Turn 1
15.36.38	60 M. VAN DER MARK	#60 On Asphalt - Rejoined - Turn 1
15.37.49	95 T. MACKENZIE	#95 On Asphalt - Rejoined - Turn 1
15.40.23	22 A. LOWES	#22 On Asphalt - Rejoined - Turn 12
15.41.25		Double Yellow Flag Out - Turn 8-9
15.41.26		Yellow Flag Out - Turn 8-9
15.41.41	7 I. LECUONA	#7 Crashed - Turn 8
15.42.52		Yellow Flag Out - Turn 13
15.43.01		Yellow Flag Out - Turn 1
15.43.07	95 T. MACKENZIE	#95 Crashed - Turn 13
15.43.20	87 R. GARDNER	#87 Crashed - Turn 1
15.43.49		Yellow Flag In - Turn 1
15.43.49		Riders Under Yellow Flag at Turn 1: #5 #55 #47 #54 #14 #35 #97 #62 #11
15.43.58		Yellow Flag In - Turn 8-9
15.43.58		Riders Under Yellow Flag at Turn 8-9: #34 #87 #96 #22 #5 #55 #47 #95 #54 #35 #14 #97 #62 #11 #60 #31 #38 #67 #19 #46
15.44.03		Yellow Flag In - Turn 13
15.44.03		Riders Under Yellow Flag at Turn 13: #35 #97 #62 #11 #31 #60 #38 #19 #67 #34 #46 #96
15.44.19	13 M. RATO	#13 CHECK RACELINK GPS FOR SATURDAY FREE PRACTICE
15.48.37		End of Session

Fastest Laps Sequence

No.	Rider	Nat	Team	Bike	Local Time	Time	Gap	Avg
31	G. GERLOFF	USA	Kawasaki WorldSBK Team	Kawasaki ZX-10RR	15:03'42.413	1'50.479		165,436
7	I. LECUONA	ESP	Aruba.it Racing - Ducati	Ducati Panigale V4R	15:04'17.819	1'50.150	-0.329	165,930
47	A. BASSANI	ITA	bimota by Kawasaki Racing Team	bimota KB998 Rimini	15:05'05.332	1'49.930	-0.220	166,262
11	N. BULEGA	ITA	Aruba.it Racing - Ducati	Ducati Panigale V4R	15:07'06.944	1'49.890	-0.040	166,323
7	I. LECUONA	ESP	Aruba.it Racing - Ducati	Ducati Panigale V4R	15:15'30.311	1'49.789	-0.101	166,476
11	N. BULEGA	ITA	Aruba.it Racing - Ducati	Ducati Panigale V4R	15:16'17.225	1'49.725	-0.064	166,573
11	N. BULEGA	ITA	Aruba.it Racing - Ducati	Ducati Panigale V4R	15:23'36.337	1'49.659	-0.066	166,673
14	S. LOWES	GBR	ELF Marc VDS Racing Team	Ducati Panigale V4R	15:24'38.379	1'49.588	-0.071	166,781
7	I. LECUONA	ESP	Aruba.it Racing - Ducati	Ducati Panigale V4R	15:36'53.584	1'49.578	-0.010	166,796

29/05/2026 Start 15:00 End 15:48 The results are provisional until the end of the time limit for protests and appeals and the completion of the technical checks. Clerk Of The Course: **Jose Luis Omella** Publication Time: **15:52**

These data/results cannot be reproduced, stored and/or transmitted in whole or in part by any manner of electronic, mechanical, photocopying, recording, broadcasting or otherwise now known or herein after developed without the previous express consent by the copyright owner, except for reproduction in daily press and regular printed publications on sale to the public within 60 days of the event related to those data/results and always provided that copyright symbol appears together as follows below.

© DORNA WSBK ORGANIZATION Srl 2026

Aragon Round, 29-31 May 2026

Free Practices Combined Results

MotorLand Aragon 5.077 m

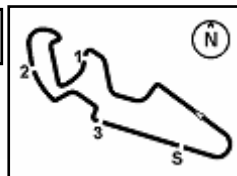
No.	Rider	Nat	Team	Bike	Class	FP1	FP2	Time	Gap	Rel.	Avg	LL
1	11 N. BULEGA	ITA	Aruba.it Racing - Ducati	Ducati Panigale V4R		1'48.916	1'49.659	1'48.916			167,810	38
2	7 I. LECUONA	ESP	Aruba.it Racing - Ducati	Ducati Panigale V4R		1'48.938	1'49.578	1'48.938	0.022	0.022	167,776	33
3	22 A. LOWES	GBR	bimota by Kawasaki Racing Team	bimota KB998 Rimini		1'49.442	1'50.142	1'49.442	0.526	0.504	167,004	32
4	47 A. BASSANI	ITA	bimota by Kawasaki Racing Team	bimota KB998 Rimini		1'49.495	1'49.856	1'49.495	0.579	0.053	166,923	32
5	14 S. LOWES	GBR	ELF Marc VDS Racing Team	Ducati Panigale V4R	IND	1'49.551	1'49.588	1'49.551	0.635	0.056	166,837	20
6	5 Y. MONTELLA	ITA	Barni Spark Racing Team	Ducati Panigale V4R	IND	1'49.609	1'49.888	1'49.609	0.693	0.058	166,749	34
7	34 L. BALDASSARRI	ITA	Team Goeleven	Ducati Panigale V4R	IND	1'49.695	1'50.361	1'49.695	0.779	0.086	166,618	29
8	95 T. MACKENZIE	GBR	MGM Optical Express Racing	Ducati Panigale V4R	IND	1'49.769	1'50.763	1'49.769	0.853	0.074	166,506	32
9	46 T. BRIDEWELL	GBR	Superbike Advocates	Ducati Panigale V4R	IND	1'49.782	1'50.327	1'49.782	0.866	0.013	166,486	28
10	67 A. SURRA	ITA	Motocorsa Racing	Ducati Panigale V4R	IND	1'49.786	1'50.430	1'49.786	0.870	0.004	166,480	32
11	19 A. BAUTISTA	ESP	Barni Spark Racing Team	Ducati Panigale V4R	IND	1'49.916	1'49.930	1'49.916	1.000	0.130	166,283	32
12	31 G. GERLOFF	USA	Kawasaki WorldSBK Team	Kawasaki ZX-10RR		1'50.077	1'49.991	1'49.991	1.075	0.075	166,170	32
13	97 X. VIERGE	ESP	Pata Maxus Yamaha	Yamaha YZF R1		1'50.096	1'51.267	1'50.096	1.180	0.105	166,011	32
14	35 S. CHANTRA	THA	Honda HRC	Honda CBR1000RR-R SP		1'50.355	1'50.686	1'50.355	1.439	0.259	165,622	36
15	55 A. LOCATELLI	ITA	Pata Maxus Yamaha	Yamaha YZF R1		1'50.398	1'50.547	1'50.398	1.482	0.043	165,557	35
16	87 R. GARDNER	AUS	GYTR GRT Yamaha WorldSBK Team	Yamaha YZF R1		1'50.400	1'50.953	1'50.400	1.484	0.002	165,554	31
17	96 J. DIXON	GBR	Honda HRC	Honda CBR1000RR-R SP		1'50.486	1'50.482	1'50.482	1.566	0.082	165,431	19
18	60 M. VAN DER MARK	NED	ROKIT BMW Motorrad WorldSBK Team	BMW M 1000 RR		1'50.641	1'51.002	1'50.641	1.725	0.159	165,194	29
19	62 S. MANZI	ITA	GYTR GRT Yamaha WorldSBK Team	Yamaha YZF R1		1'50.664	1'50.921	1'50.664	1.748	0.023	165,159	31
20	38 H. SOOMER	EST	ROKIT BMW Motorrad WorldSBK Team	BMW M 1000 RR		1'50.709	1'51.110	1'50.709	1.793	0.045	165,092	34
21	54 B. SOFUOGLU	TUR	Motocrossing WorldSBK Team	Yamaha YZF R1	IND	1'51.776	1'52.026	1'51.776	2.860	1.067	163,516	34
22	13 M. RATO	ITA	Motocrossing WorldSBK Team	Yamaha YZF R1	IND	1'52.062	1'52.390	1'52.062	3.146	0.286	163,099	34

29/05/2026

Clerk Of The Course: **Jose Luis Omella**

These data/results cannot be reproduced, stored and/or transmitted in whole or in part by any manner of electronic, mechanical, photocopying, recording, broadcasting or otherwise now known or herein after developed without the previous express consent by the copyright owner, except for reproduction in daily press and regular printed publications on sale to the public within 60 days of the event related to those data/results and always provided that copyright symbol appears together as follows below.

© DORNA WSBK ORGANIZATION Srl 2026



Aragon Round, 29-31 May 2026

Best Sectors & Speed Free Practice 2nd Session

BEST LAP

1	7 I. LECUONA	Ducati Panigale V4R	1'49.578
2	14 S. LOWES	Ducati Panigale V4R	1'49.588
3	11 N. BULEGA	Ducati Panigale V4R	1'49.659
4	47 A. BASSANI	bimota KB998 Rimini	1'49.856
5	5 Y. MONTELLA	Ducati Panigale V4R	1'49.888
6	19 A. BAUTISTA	Ducati Panigale V4R	1'49.930
7	31 G. GERLOFF	Kawasaki ZX-10RR	1'49.991
8	22 A. LOWES	bimota KB998 Rimini	1'50.142
9	46 T. BRIDEWELL	Ducati Panigale V4R	1'50.327
10	34 L. BALDASSARRI	Ducati Panigale V4R	1'50.361
11	67 A. SURRA	Ducati Panigale V4R	1'50.430
12	96 J. DIXON	Honda CBR1000RR-R SP	1'50.482
13	55 A. LOCATELLI	Yamaha YZF R1	1'50.547
14	35 S. CHANTRA	Honda CBR1000RR-R SP	1'50.686
15	95 T. MACKENZIE	Ducati Panigale V4R	1'50.763
16	62 S. MANZI	Yamaha YZF R1	1'50.921
17	87 R. GARDNER	Yamaha YZF R1	1'50.953
18	60 M. VAN DER MARK	BMW M 1000 RR	1'51.002
19	38 H. SOOMER	BMW M 1000 RR	1'51.110
20	97 X. VIERGE	Yamaha YZF R1	1'51.267
21	54 B. SOFUOGLU	Yamaha YZF R1	1'52.026
22	13 M. RATO	Yamaha YZF R1	1'52.390

SPEED

1	60 M. VAN DER MARK	BMW M 1000 RR	315,8
2	7 I. LECUONA	Ducati Panigale V4R	314,0
3	67 A. SURRA	Ducati Panigale V4R	313,0
4	55 A. LOCATELLI	Yamaha YZF R1	313,0
5	19 A. BAUTISTA	Ducati Panigale V4R	312,1
6	31 G. GERLOFF	Kawasaki ZX-10RR	312,1
7	35 S. CHANTRA	Honda CBR1000RR-R SP	311,2
8	46 T. BRIDEWELL	Ducati Panigale V4R	311,2
9	87 R. GARDNER	Yamaha YZF R1	311,2
10	95 T. MACKENZIE	Ducati Panigale V4R	310,3
11	34 L. BALDASSARRI	Ducati Panigale V4R	310,3
12	11 N. BULEGA	Ducati Panigale V4R	310,3
13	5 Y. MONTELLA	Ducati Panigale V4R	310,3
14	14 S. LOWES	Ducati Panigale V4R	309,5
15	96 J. DIXON	Honda CBR1000RR-R SP	309,5
16	97 X. VIERGE	Yamaha YZF R1	308,6
17	47 A. BASSANI	bimota KB998 Rimini	308,6
18	62 S. MANZI	Yamaha YZF R1	308,6
19	22 A. LOWES	bimota KB998 Rimini	307,7
20	54 B. SOFUOGLU	Yamaha YZF R1	306,8
21	38 H. SOOMER	BMW M 1000 RR	306,8
22	13 M. RATO	Yamaha YZF R1	305,9

SEG. 1

1	47 A. BASSANI	31.307
2	14 S. LOWES	31.346
3	31 G. GERLOFF	31.372
4	5 Y. MONTELLA	31.394
5	7 I. LECUONA	31.411
6	11 N. BULEGA	31.443
7	34 L. BALDASSARRI	31.527
8	22 A. LOWES	31.560
9	46 T. BRIDEWELL	31.589
10	67 A. SURRA	31.594
11	19 A. BAUTISTA	31.609
12	35 S. CHANTRA	31.646
13	60 M. VAN DER MARK	31.651
14	87 R. GARDNER	31.679
15	55 A. LOCATELLI	31.688
16	96 J. DIXON	31.709
17	95 T. MACKENZIE	31.728
18	38 H. SOOMER	31.756
19	97 X. VIERGE	31.813
20	62 S. MANZI	31.839
21	54 B. SOFUOGLU	32.127
22	13 M. RATO	32.196

SEG. 2

1	11 N. BULEGA	30.826
2	7 I. LECUONA	30.854
3	31 G. GERLOFF	30.890
4	47 A. BASSANI	30.939
5	14 S. LOWES	30.945
6	22 A. LOWES	31.023
7	19 A. BAUTISTA	31.041
8	46 T. BRIDEWELL	31.055
9	96 J. DIXON	31.066
10	5 Y. MONTELLA	31.085
11	55 A. LOCATELLI	31.143
12	34 L. BALDASSARRI	31.156
13	67 A. SURRA	31.181
14	95 T. MACKENZIE	31.241
15	97 X. VIERGE	31.274
16	60 M. VAN DER MARK	31.281
17	35 S. CHANTRA	31.281
18	62 S. MANZI	31.291
19	87 R. GARDNER	31.341
20	38 H. SOOMER	31.345
21	54 B. SOFUOGLU	31.624
22	13 M. RATO	31.675

SEG. 3

1	7 I. LECUONA	21.131
2	47 A. BASSANI	21.181
3	11 N. BULEGA	21.211
4	14 S. LOWES	21.221
5	22 A. LOWES	21.239
6	5 Y. MONTELLA	21.252
7	19 A. BAUTISTA	21.259
8	46 T. BRIDEWELL	21.266
9	31 G. GERLOFF	21.296
10	96 J. DIXON	21.329
11	87 R. GARDNER	21.377
12	34 L. BALDASSARRI	21.377
13	67 A. SURRA	21.381
14	38 H. SOOMER	21.386
15	35 S. CHANTRA	21.387
16	55 A. LOCATELLI	21.388
17	60 M. VAN DER MARK	21.399
18	95 T. MACKENZIE	21.415
19	62 S. MANZI	21.516
20	97 X. VIERGE	21.537
21	54 B. SOFUOGLU	21.587
22	13 M. RATO	21.751

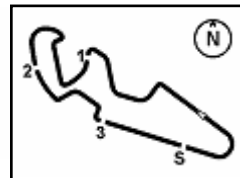
SEG. 4

1	47 A. BASSANI	26.006
2	7 I. LECUONA	26.008
3	19 A. BAUTISTA	26.021
4	11 N. BULEGA	26.040
5	14 S. LOWES	26.076
6	5 Y. MONTELLA	26.108
7	34 L. BALDASSARRI	26.116
8	55 A. LOCATELLI	26.171
9	22 A. LOWES	26.174
10	67 A. SURRA	26.179
11	95 T. MACKENZIE	26.184
12	46 T. BRIDEWELL	26.190
13	31 G. GERLOFF	26.201
14	62 S. MANZI	26.269
15	96 J. DIXON	26.303
16	97 X. VIERGE	26.306
17	35 S. CHANTRA	26.353
18	60 M. VAN DER MARK	26.414
19	87 R. GARDNER	26.475
20	38 H. SOOMER	26.501
21	13 M. RATO	26.523
22	54 B. SOFUOGLU	26.603

29/05/2026

These data/results cannot be reproduced, stored and/or transmitted in whole or in part by any manner of electronic, mechanical, photocopying, recording, broadcasting or otherwise now known or herein after developed without the previous express consent by the copyright owner, except for reproduction in daily press and regular printed publications on sale to the public within 60 days of the event related to those data/results and always provided that copyright symbol appears together as follows below.

© DORNA WSBK ORGANIZATION Srl 2026



MotorLand Aragon 5.077 m

Aragon Round, 29-31 May 2026

Ideal Times Free Practice 2nd Session

No.	Rider	Nat	Bike	Seg. 1 Diff. 1	Seg. 2 Diff. 2	Seg. 3 Diff. 3	Seg. 4 Diff. 4	Ideal Time Best Lap	Pos.	Diff.
1	7 I. LECUONA	ESP	Ducati Panigale V4R	31.411 +0.106	30.854	21.131 +0.051	26.008 +0.017	1'49.404 1'49.578	1	0.174
2	47 A. BASSANI	ITA	bimota KB998 Rimini	31.307 +0.164	30.939 +0.081	21.181 +0.178	26.006	1'49.433 1'49.856	4	0.423
3	11 N. BULEGA	ITA	Ducati Panigale V4R	31.443 +0.024	30.826 +0.019	21.211 +0.005	26.040 +0.091	1'49.520 1'49.659	3	0.139
4	14 S. LOWES	GBR	Ducati Panigale V4R	31.346	30.945	21.221	26.076	1'49.588 1'49.588	2	
5	31 G. GERLOFF	USA	Kawasaki ZX-10RR	31.372 +0.197	30.890	21.296 +0.035	26.201	1'49.759 1'49.991	7	0.232
6	5 Y. MONTELLA	ITA	Ducati Panigale V4R	31.394 +0.049	31.085	21.252	26.108	1'49.839 1'49.888	5	0.049
7	19 A. BAUTISTA	ESP	Ducati Panigale V4R	31.609	31.041	21.259	26.021	1'49.930 1'49.930	6	
8	22 A. LOWES	GBR	bimota KB998 Rimini	31.560 +0.063	31.023 +0.083	21.239	26.174	1'49.996 1'50.142	8	0.146
9	46 T. BRIDEWELL	GBR	Ducati Panigale V4R	31.589 +0.113	31.055 +0.061	21.266	26.190 +0.053	1'50.100 1'50.327	9	0.227
10	34 L. BALDASSARRI	ITA	Ducati Panigale V4R	31.527 +0.018	31.156 +0.011	21.377 +0.074	26.116 +0.082	1'50.176 1'50.361	10	0.185
11	67 A. SURRA	ITA	Ducati Panigale V4R	31.594 +0.007	31.181 +0.041	21.381 +0.047	26.179	1'50.335 1'50.430	11	0.095
12	55 A. LOCATELLI	ITA	Yamaha YZF R1	31.688	31.143 +0.042	21.388 +0.075	26.171 +0.040	1'50.390 1'50.547	13	0.157
13	96 J. DIXON	GBR	Honda CBR1000RR-R SP	31.709	31.066 +0.075	21.329	26.303	1'50.407 1'50.482	12	0.075
14	95 T. MACKENZIE	GBR	Ducati Panigale V4R	31.728 +0.133	31.241 +0.062	21.415	26.184	1'50.568 1'50.763	15	0.195
15	35 S. CHANTRA	THA	Honda CBR1000RR-R SP	31.646	31.281	21.387	26.353 +0.019	1'50.667 1'50.686	14	0.019
16	60 M. VAN DER MARK	NED	BMW M 1000 RR	31.651 +0.149	31.281	21.399 +0.025	26.414 +0.083	1'50.745 1'51.002	18	0.257
17	87 R. GARDNER	AUS	Yamaha YZF R1	31.679 +0.031	31.341 +0.007	21.377 +0.026	26.475 +0.017	1'50.872 1'50.953	17	0.081
18	62 S. MANZI	ITA	Yamaha YZF R1	31.839	31.291	21.516 +0.006	26.269	1'50.915 1'50.921	16	0.006
19	97 X. VIERGE	ESP	Yamaha YZF R1	31.813 +0.242	31.274	21.537	26.306 +0.095	1'50.930 1'51.267	20	0.337
20	38 H. SOOMER	EST	BMW M 1000 RR	31.756	31.345	21.386 +0.087	26.501 +0.035	1'50.988 1'51.110	19	0.122
21	54 B. SOFUOGLU	TUR	Yamaha YZF R1	32.127 +0.013	31.624 +0.027	21.587	26.603 +0.045	1'51.941 1'52.026	21	0.085
22	13 M. RATO	ITA	Yamaha YZF R1	32.196 +0.003	31.675 +0.088	21.751	26.523 +0.154	1'52.145 1'52.390	22	0.245
Overall Ideal Time				31.307	30.826	21.131	26.006	1'49.270		

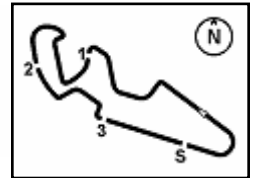
29/05/2026

These data/results cannot be reproduced, stored and/or transmitted in whole or in part by any manner of electronic, mechanical, photocopying, recording, broadcasting or otherwise now known or herein after developed without the previous express consent by the copyright owner, except for reproduction in daily press and regular printed publications on sale to the public within 60 days of the event related to those data/results and always provided that copyright symbol appears together as follows below.

© DORNA WSBK ORGANIZATION Srl 2026

FICR PERUGIA TIMING





Aragon Round, 29-31 May 2026

Chronological Analysis Free Practice 2nd Session

1° 7 I. LECUONA [1'49.578]								4° 47 A. BASSANI [1'49.856]							
Lap	Seg1	Seg2	Seg3	Seg4	Lap Time	km/h	Local Time	Lap	Seg1	Seg2	Seg3	Seg4	Lap Time	km/h	Local Time
1	31.735	32.193	22.028	26.138	1'50.150	311,2	15:02'27.669	1	31.376	32.057	21.918	26.022	1'49.930	307,7	15:03'15.402
2	31.645	31.108	21.299	26.008	1'50.011	312,1	15:04'17.819	2	31.616	31.074	21.296	26.184	1'50.014	305,9	15:06'55.346
3	31.610	31.017	29.210	26.202	1'58.039	314,0	15:08'05.869	3	31.486	31.061	21.254	26.083	1'49.938	305,9	15:08'45.284
4	31.438	31.107	21.371	26.206	1'50.122	312,1	15:09'55.991	4	33.743	32.494	21.938	26.373	1'54.548	304,2	15:10'39.832
5	31.424	31.003	21.387	26.269	1'50.083	310,3	15:11'46.074	5	31.520	31.012	21.181	26.234	1'49.947		15:12'29.779
6	34.588	31.100	21.287	27.473	1'54.448	291,1	15:13'40.522	6	34.153	32.704	22.178	32.231	2'01.266P	305,9	15:14'31.045
7	31.442	31.041	21.176	26.130	1'49.789	311,2	15:15'30.311	7	8'53.295	31.614	21.685	26.192	10'12.786P	306,8	15:24'43.831
8	31.451	31.041	21.290	26.147	1'49.929	309,5	15:17'20.240	8	31.307	30.939	22.873	26.130	1'51.249	304,2	15:26'35.080
9	31.609	30.982	21.149	26.075	1'49.815	310,3	15:19'10.055	9	31.586	31.141	21.355	26.222	1'50.304	304,2	15:28'25.384
10	31.566	31.060	21.319	32.419	1'56.364P	310,3	15:21'06.419	10	31.475	30.975	21.381	26.143	1'49.974	305,1	15:30'15.358
11	10'48.718	31.396	21.470	26.317	12'07.901P	312,1	15:33'14.320	11	31.471	31.020	21.359	26.006	1'49.856	307,7	15:32'05.214
12	31.490	30.963	21.223	26.010	1'49.686	311,2	15:35'04.006	12	31.553	31.117	21.457	26.197	1'50.324	306,8	15:33'55.538
13	31.517	30.854	21.182	26.025	1'49.578	312,1	15:36'53.584	13	31.465	30.994	21.403	26.126	1'49.988	306,8	15:35'45.526
14	31.498	30.938	21.268	26.108	1'49.812	312,1	15:38'43.396	14	31.580	31.012	21.305	26.035	1'49.932	308,6	15:37'35.458
15	31.477	30.923	21.212	26.132	1'49.744	311,2	15:40'33.140	15	31.489	31.029	21.338	26.146	1'50.002	307,7	15:39'25.460
16	31.411							16	31.452	31.008	21.272	26.133	1'49.865	307,7	15:41'15.325
								17	31.440	32.886	22.743	26.456	1'53.525C	305,1	15:43'08.850
								18	32.343	32.538	22.459	26.344	1'53.684C	304,2	15:45'02.534

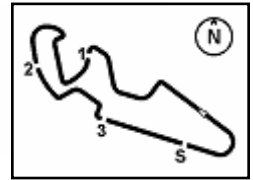
2° 14 S. LOWES [1'49.588]								5° 5 Y. MONTELLA [1'49.888]							
Lap	Seg1	Seg2	Seg3	Seg4	Lap Time	km/h	Local Time	Lap	Seg1	Seg2	Seg3	Seg4	Lap Time	km/h	Local Time
1	31.800	33.082	22.796	26.524	1'50.844	305,9	15:02'02.720			32.657	22.208	26.296		310,3	15:02'09.827
2	31.659	31.099	21.453	33.021	1'57.232P	309,5	15:05'50.796	1	31.852	31.459	21.594	27.891	1'52.796	310,3	15:04'02.623
3	4'32.188	31.981	22.240	26.364	5'52.773P	305,1	15:11'43.569	2	31.864	31.303	21.425	26.440	1'51.032	310,3	15:05'53.655
4	31.567	31.107	21.321	26.176	1'50.171	307,7	15:13'33.740	3	31.841	31.277	21.333	26.327	1'50.778	307,7	15:07'44.433
5	31.558	31.109	21.572	26.243	1'50.482	305,9	15:15'24.222	4	31.626	31.486	21.339	26.276	1'50.727	307,7	15:09'35.160
6	31.660	31.100	21.346	26.539	1'50.645	305,9	15:17'14.867	5	31.549	31.399	21.309	26.403	1'50.660	307,7	15:11'25.820
7	31.643	31.103	21.377	26.313	1'50.436	306,8	15:19'05.303	6	31.647	31.275	21.454	26.239	1'50.615	308,6	15:13'16.435
8	31.527	31.100	21.414	26.084	1'50.125	309,5	15:20'55.428	7	31.440	31.242	21.432	26.238	1'50.352	308,6	15:15'06.787
9	33.856	31.696	21.557	26.254	1'53.363	305,9	15:22'48.791	8	31.493	31.199	21.293	26.249	1'50.234	306,8	15:16'57.021
10	31.346	30.945	21.221	26.076	1'49.588	306,8	15:24'38.379	9	31.442	31.134	21.344	26.221	1'50.141	307,7	15:18'47.162
11	31.389	30.947	21.547	26.181	1'50.064	305,9	15:26'28.443	10	31.394	31.225	21.521	26.200	1'50.340	308,6	15:20'37.502
12	37.926	33.758	23.066	34.433	2'09.183P	296,7	15:28'37.626	11	31.554	31.200	21.323	26.187	1'50.264	309,5	15:22'27.766
13	8'02.564	31.556	21.624	26.161	9'21.905P	308,6	15:37'59.531	12	31.443	31.085	21.252	26.108	1'49.888	310,3	15:24'17.654
14	31.356	30.963	21.534	26.404	1'50.257	308,6	15:39'49.788	13	31.580	31.116	21.363	26.182	1'50.241	307,7	15:26'07.895
15	31.464	31.071	21.236	26.184	1'49.955	308,6	15:41'39.743	14	31.511	31.197	21.539	26.247	1'50.494	307,7	15:27'58.389
16	31.452	31.625	22.486	26.174	1'51.737C	306,8	15:43'31.480	15	40.286	33.012	22.079	34.148	2'09.525P	297,5	15:30'07.914
17	31.625	30.944	21.311	26.095	1'49.975C	306,8	15:45'21.455	16	11'33.191	32.546	21.817	26.408	12'53.962CP	308,6	15:43'01.876
								17	33.464	31.673	21.621	26.234	1'52.992C	308,6	15:44'54.868
								18	31.819	31.397	21.567	26.256	1'51.039	308,6	15:46'45.907

3° 11 N. BULEGA [1'49.659]								6° 19 A. BAUTISTA [1'49.930]							
Lap	Seg1	Seg2	Seg3	Seg4	Lap Time	km/h	Local Time	Lap	Seg1	Seg2	Seg3	Seg4	Lap Time	km/h	Local Time
1	31.583	32.175	22.181	26.158	1'50.121	308,6	15:03'26.933			32.707	22.710	26.507		310,3	15:03'06.300
2	31.443	30.962	21.333	26.243	1'50.121	308,6	15:05'17.054	1	32.095	31.628	21.568	26.289	1'51.580	311,2	15:04'57.880
3	32.059	30.826	21.233	26.164	1'50.282	308,6	15:08'57.226	2	31.988	31.316	21.413	26.157	1'50.874	311,2	15:06'48.754
4	31.574	30.975	21.211	26.208	1'49.968	305,9	15:10'47.194	3	31.718	31.069	21.361	26.247	1'50.395	311,2	15:08'39.149
5	31.590	31.113	21.307	26.222	1'50.232	307,7	15:12'37.426	4	31.768	31.243	21.354	26.268	1'50.633	310,3	15:10'29.782
6	31.614	30.889	21.381	26.190	1'50.074	310,3	15:14'27.500	5	35.485	31.514	22.581	26.387	1'55.967	310,3	15:12'25.749
7	31.505	30.829	21.272	26.119	1'49.725	306,8	15:16'17.225	6	31.826	31.237	21.364	26.355	1'50.782	312,1	15:14'16.531
8	31.539	30.899	21.221	26.174	1'49.833	305,9	15:18'07.058	7	36.387	32.725	22.005	32.557	2'03.674P	306,8	15:16'20.205
9	31.524	31.042	21.285	26.040	1'49.891	305,9	15:19'56.949	8	8'32.693	32.103	21.838	26.487	9'53.121P	307,7	15:26'13.326
10	31.505	30.896	21.255	26.073	1'49.729	306,8	15:21'46.678	9	31.982	31.350	21.445	26.164	1'50.941	310,3	15:28'04.267
11	31.467	30.845	21.216	26.131	1'49.659	305,9	15:23'36.337	10	31.770	31.111	21.434	26.105	1'50.420	309,5	15:29'54.687
12	40.115	38.723	22.559	33.577	2'14.974P	300,8	15:25'51.311	11	31.803	31.237	21.390	26.067	1'50.497	310,3	15:31'45.184
13	9'06.648	32.313	21.996	26.884	10'27.841P	305,1	15:36'19.152	12	31.609	31.041	21.259	26.021	1'49.930	312,1	15:33'35.114
14	31.716	30.923	21.277	26.191	1'50.107	307,7	15:38'09.259	13	31.684	31.202	21.301	26.225	1'50.412	310,3	15:35'25.526
15	31.588	31.319	21.263	26.198	1'50.368	308,6	15:39'59.627	14	34.803	33.227	22.576	33.978	2'04.584P	300,0	15:37'30.110
16	31.506	31.051	21.790	26.108	1'50.455	308,6	15:41'50.082	15	5'40.069	31.844	21.887	26.296	7'00.096CP	308,6	15:44'30.206
17	31.699	32.995	23.202	26.343	1'54.239C	305,9	15:43'44.321	16	31.836	31.139	21.492	26.091	1'50.558	308,6	15:46'20.764
18	34.675	33.566	22.150	33.139	2'03.530CP	305,1	15:45'47.851								

29/05/2026 P = Pits In/Out - C = Lap Time Cancelled

These data/results cannot be reproduced, stored and/or transmitted in whole or in part by any manner of electronic, mechanical, photocopying, recording, broadcasting or otherwise now known or herein after developed without the previous express consent by the copyright owner, except for reproduction in daily press and regular printed publications on sale to the public within 60 days of the event related to those data/results and always provided that copyright symbol appears together as follows below.

© DORNA WSBK ORGANIZATION Srl 2026



Aragon Round, 29-31 May 2026

Chronological Analysis Free Practice 2nd Session

7° 31 G. GERLOFF [1'49.991]							
Lap	Seg1	Seg2	Seg3	Seg4	Lap Time	km/h	Local Time
1	31.657	31.130	21.431	26.261	1'50.479	305,9	15:03'42.413
2	31.682	31.116	21.559	26.385	1'50.742	307,7	15:05'33.155
3	31.595	31.279	21.359	26.448	1'50.681	307,7	15:07'23.836
4	31.711	31.413	21.446	26.371	1'50.941	306,8	15:09'14.777
5	32.740	31.997	21.823	32.157	1'58.717P	306,8	15:11'13.494
6	9'17.927	31.481	21.510	26.471	10'37.389P	312,1	15:21'50.883
7	31.627	31.363	21.389	26.442	1'50.821	306,8	15:23'41.704
8	31.841	31.225	23.841	26.547	1'53.454	305,9	15:25'35.158
9	31.841	31.449	21.699	32.515	1'57.504P	304,2	15:27'32.662
10	7'37.104	31.540	21.699	26.352	8'56.695P	306,8	15:36'29.357
11	31.569	30.890	21.331	26.201	1'49.991	308,6	15:38'19.348
12	31.372	31.181	21.296	26.314	1'50.163	308,6	15:40'09.511
13	31.691	31.170	21.394	26.314	1'50.569	308,6	15:42'00.080
14	31.532	31.987	22.201	26.419	1'52.139C	305,9	15:43'52.219
15	31.516	30.965	21.334	26.296	1'50.111	306,8	15:45'42.330

8° 22 A. LOWES [1'50.142]							
Lap	Seg1	Seg2	Seg3	Seg4	Lap Time	km/h	Local Time
1	32.171	31.369	21.469	26.264	1'51.273	307,7	15:04'52.218
2	31.967	31.175	21.503	26.303	1'50.948	306,8	15:06'43.166
3	31.664	31.023	21.286	26.295	1'50.268	305,9	15:08'33.434
4	31.612	31.097	21.376	26.341	1'50.426	305,9	15:10'23.860
5	31.705	31.064	21.289	26.286	1'50.344	306,8	15:12'14.204
6	31.560	31.125	21.250	26.370	1'50.305	306,8	15:14'04.509
7	31.585	31.049	21.353	26.355	1'50.342	304,2	15:15'54.851
8	33.541	32.510	21.527	26.464	1'54.042	300,8	15:17'48.893
9	32.054	31.245	21.416	26.305	1'51.020	302,5	15:19'39.913
10	31.745	31.109	21.340	26.193	1'50.387	306,8	15:21'30.300
11	31.623	31.106	21.239	26.174	1'50.142	305,9	15:23'20.442
12	36.074	33.649	21.855	34.037	2'05.615P	303,4	15:25'26.057
13	14'00.236	31.760	33.491	26.828	15'32.315P	305,9	15:40'58.372
14	32.051	32.071	21.967	26.435	1'52.524C	307,7	15:42'50.896
15	31.829	31.405	21.364	26.537	1'51.135C	307,7	15:44'42.031
16	31.643	31.178	21.285	26.254	1'50.360	302,5	15:46'32.391

9° 46 T. BRIDEWELL [1'50.327]							
Lap	Seg1	Seg2	Seg3	Seg4	Lap Time	km/h	Local Time
1	31.862	31.434	21.448	26.190	1'50.934	310,3	15:05'18.488
2	31.702	31.116	21.266	26.243	1'50.327	311,2	15:07'08.815
3	32.560	35.415	21.693	26.476	1'56.144	311,2	15:09'04.959
4	31.780	33.731	22.014	26.736	1'54.261	304,2	15:10'59.220
5	32.298	31.920	22.050	33.512	1'59.780P	276,2	15:12'59.000
6	10'40.998	32.562	21.981	26.343	12'01.884P	306,8	15:25'00.884
7	31.878	31.284	21.667	26.669	1'51.498	305,1	15:26'52.382
8	34.167	32.666	22.359	35.324	2'04.516P	229,3	15:28'56.898
9	8'16.936	34.833	25.623	29.959	9'47.351P	272,0	15:38'44.249
10	31.684	31.084	21.562	26.299	1'50.629	309,5	15:40'34.878
11	31.694	33.867	29.010	31.808	2'06.379	279,8	15:42'41.257
12	31.722	31.610	21.898	26.220	1'51.450C	309,5	15:44'32.707
13	31.589	31.055	21.528	26.386	1'50.558	308,6	15:46'23.265

10° 34 L. BALDASSARRI [1'50.361]							
Lap	Seg1	Seg2	Seg3	Seg4	Lap Time	km/h	Local Time
1	31.779	34.407	22.127	26.228	1'54.541	309,5	15:05'21.771
2	31.850	31.321	21.557	26.240	1'50.968	307,7	15:07'12.739
3	31.759	31.580	21.658	26.165	1'51.162	305,9	15:09'03.901

4	33.008	32.851	21.738	26.331	1'53.928	303,4	15:10'57.829
5	36.651	32.941	22.626	33.257	2'05.475P	289,5	15:13'03.304
6	13'26.640	32.318	22.597	26.475	14'48.030P		15:27'51.334
7	31.956	31.622	21.579	26.326	1'51.483	303,4	15:29'42.817
8	31.670	31.355	22.716	26.344	1'52.085	305,1	15:31'34.902
9	31.607	31.615	21.509	26.116	1'50.847	306,8	15:33'25.749
10	31.709	31.245	21.505	26.224	1'50.683	307,7	15:35'16.432
11	31.618	31.252	21.447	26.207	1'50.524	305,9	15:37'06.956
12	31.545	31.167	21.451	26.198	1'50.361	306,8	15:38'57.317
13	31.649	31.199	21.438	26.223	1'50.509	305,9	15:40'47.826
14	31.712	32.246	22.249	26.579	1'52.786C	304,2	15:42'40.612
15	31.594	31.472	22.224	26.309	1'51.599C	305,1	15:44'32.211
16	31.527	31.156	21.377	26.357	1'50.417	305,1	15:46'22.628

11° 67 A. SURRA [1'50.430]							
Lap	Seg1	Seg2	Seg3	Seg4	Lap Time	km/h	Local Time
1	31.887	31.316	23.020	26.595	1'52.818	311,2	15:04'03.117
2	31.965	31.424	21.715	26.458	1'51.562	313,0	15:05'54.679
3	32.069	31.577	21.733	26.503	1'51.882	310,3	15:07'46.561
4	31.883	31.284	21.974	26.459	1'51.600	306,8	15:09'38.161
5	31.822	31.416	21.560	26.525	1'51.323	303,4	15:11'29.484
6	31.803	31.347	21.713	33.684	1'58.547P	290,3	15:13'28.031
7	7'43.395	31.682	21.807	26.542	9'03.426P	304,2	15:22'31.457
8	32.024	31.437	21.642	26.403	1'51.506	305,1	15:24'22.963
9	31.858	31.310	22.416	32.818	1'58.402P	304,2	15:26'21.365
10	9'15.111	31.283	21.685	26.415	10'34.494P	306,8	15:36'55.859
11	31.799	31.181	21.475	26.317	1'50.772	307,7	15:38'46.631
12	31.741	31.331	21.381	26.312	1'50.765	305,9	15:40'37.396
13	31.594	32.292	25.878	27.801	1'57.565	299,2	15:42'34.961
14	31.916	35.412	22.200	26.423	1'55.951C	305,9	15:44'30.912
15	31.601	31.222	21.428	26.179	1'50.430	306,8	15:46'21.342

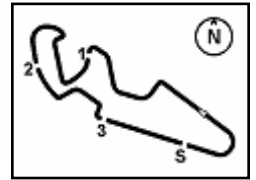
12° 96 J. DIXON [1'50.482]							
Lap	Seg1	Seg2	Seg3	Seg4	Lap Time	km/h	Local Time
1	32.168	31.429	21.650	26.523	1'51.770	307,7	15:04'37.358
2	32.104	31.366	21.720	26.658	1'51.848	307,7	15:06'29.206
3	32.133	31.298	21.520	26.677	1'51.628	306,8	15:08'20.834
4	31.953	31.330	21.472	26.432	1'51.187	305,9	15:10'12.021
5	39.762	33.851	23.586	26.564	2'03.763	305,9	15:12'15.784
6	31.944	32.557	22.847	33.734	2'01.082	186,5	15:14'16.866
7	32.027	32.252	22.115	26.855	1'53.249	302,5	15:16'10.115
8	31.755	31.066	21.504	26.509	1'50.834	305,9	15:18'00.949
9	31.791	33.400	25.304	26.438	1'56.933	307,7	15:19'57.882
10	31.709	31.141	21.329	26.303	1'50.482	309,5	15:21'48.364
11	37.386	33.523	22.556	33.639	2'07.104P	300,8	15:23'55.468
12	15'35.693	32.240	22.894	26.819	16'57.646P	304,2	15:40'53.114
13	31.909	33.229	23.041	26.743	1'54.922C	305,9	15:42'48.036
14	31.781	31.358	21.591	26.377	1'51.107C	306,8	15:44'39.143
15	31.820	31.384	21.594	26.381	1'51.179	306,8	15:46'30.322

13° 55 A. LOCATELLI [1'50.547]							
Lap	Seg1	Seg2	Seg3	Seg4	Lap Time	km/h	Local Time
1	31.843	31.369	21.472	26.307	1'50.991	310,3	15:04'20.665
2	31.952	31.487	21.582	26.277	1'51.298	310,3	15:06'11.963
3	31.938	31.306	21.585	26.383	1'51.212	309,5	15:08'03.175
4	31.718	31.318	21.388	26.413	1'50.837	310,3	15:09'54.012
5	31.726	31.369	21.560	26.464	1'51.119	313,0	15:11'45.131
6	32.137	31.304	21.485	26.326	1'51.252	307,7	15:13'36.383
7	31.701	31.143	21.511	26.303	1'50.658	307,7	15:15'27.041
8	34.801	33.257	21.861	35.052	2'04.971P	232,3	15:17'32.012

29/05/2026 P = Pits In/Out - C = Lap Time Cancelled

These data/results cannot be reproduced, stored and/or transmitted in whole or in part by any manner of electronic, mechanical, photocopying, recording, broadcasting or otherwise now known or herein after developed without the previous express consent by the copyright owner, except for reproduction in daily press and regular printed publications on sale to the public within 60 days of the event related to those data/results and always provided that copyright symbol appears together as follows below.

© DORNA WSBK ORGANIZATION Srl 2026



Aragon Round, 29-31 May 2026
Chronological Analysis Free Practice 2nd Session

3 / 4

9	11'35.597	31.666	21.790	26.395	12'55.448P	304,2	15:30'27.460	10	38.133	32.751	22.710	34.099	2'07.693P	302,5	15:26'50.667
10	31.819	31.333	21.647	26.171	1'50.970	308,6	15:32'18.430	11	4'04.113	31.633	21.697	26.476	5'23.919P	306,8	15:32'14.586
11	31.826	31.349	21.549	26.292	1'51.016	309,5	15:34'09.446	12	31.839	31.291	21.522	26.269	1'50.921	308,6	15:34'05.507
12	31.770	31.311	21.511	26.385	1'50.977	307,7	15:36'00.423	13	34.537	33.595	22.051	33.241	2'03.424P	307,7	15:36'08.931
13	31.812	31.328	21.594	26.346	1'51.080	308,6	15:37'51.503	14	2'19.525	33.032	21.699	26.706	3'40.962P	306,8	15:39'49.893
14	36.540	32.296	22.212	36.147	2'07.195P	297,5	15:39'58.698	15	32.153	31.406	21.611	31.271	1'56.441	308,6	15:41'46.334
15	1'42.824	32.477	21.896	26.377	3'03.574CP	309,5	15:43'02.272	16	32.396	32.344	22.584	26.543	1'53.867C	306,8	15:43'40.201
16	33.868	31.877	21.637	26.323	1'53.705C	307,7	15:44'55.977	17	33.914	31.572	21.703	27.234	1'54.423C	303,4	15:45'34.624
17	31.688	31.185	21.463	26.211	1'50.547	307,7	15:46'46.524								

14° 35 S. CHANTRA [1'50.686]							
Lap	Seg1	Seg2	Seg3	Seg4	Lap Time	km/h	Local Time
		38.503	23.769	26.761		309,5	15:02'34.867
1	32.178	31.902	21.751	26.600	1'52.431	311,2	15:04'27.298
2	31.957	31.586	21.766	26.421	1'51.730	310,3	15:06'19.028
3	31.920	31.470	21.602	26.579	1'51.571	308,6	15:08'10.599
4	31.752	31.366	21.484	26.459	1'51.061	306,8	15:10'01.660
5	34.329	31.856	21.692	26.632	1'54.509	306,8	15:11'56.169
6	31.942	31.422	21.734	26.540	1'51.638	310,3	15:13'47.807
7	31.726	31.560	24.040	26.652	1'53.978	306,8	15:15'41.785
8	31.746	31.686	21.621	26.432	1'51.485	306,8	15:17'33.270
9	31.646	31.281	21.387	26.372	1'50.686	307,7	15:19'23.956
10	31.751	31.361	21.550	26.478	1'51.140	307,7	15:21'15.096
11	35.000	33.473	22.917	33.942	2'05.332P	280,5	15:23'20.428
12	11'22.589	32.086	21.895	26.651	12'43.221P	305,9	15:36'03.649
13	31.773	31.326	21.587	26.362	1'51.048	310,3	15:37'54.697
14	31.828	31.435	21.562	26.414	1'51.239		15:39'45.936
15	31.700	31.388	21.468	26.353	1'50.909	308,6	15:41'36.845
16	31.754	34.284	22.838	26.450	1'55.326C	309,5	15:43'32.171
17	32.162	31.461	21.570	26.473	1'51.666C	307,7	15:45'23.837

17° 87 R. GARDNER [1'50.953]								
Lap	Seg1	Seg2	Seg3	Seg4	Lap Time	km/h	Local Time	
			33.097	22.329		26.676	310,3	15:02'28.470
1	31.901	31.341	21.453	26.587	1'51.282	308,6	15:04'19.752	
2	31.910	31.447	21.459	26.517	1'51.333	309,5	15:06'11.085	
3	31.861	31.441	21.412	26.597	1'51.311	308,6	15:08'02.396	
4	31.822	31.412	21.406	26.534	1'51.174	308,6	15:09'53.570	
5	31.823	31.523	21.543	26.607	1'51.496	309,5	15:11'45.066	
6	32.378	31.479	21.411	26.541	1'51.809	311,2	15:13'36.875	
7	31.710	31.348	21.403	26.492	1'50.953	308,6	15:15'27.828	
8	34.833	32.977	21.759	33.406	2'02.975P	288,0	15:17'30.803	
9	8'48.771	32.889	22.298	27.651	10'11.609P	296,7	15:27'42.412	
10	31.894	31.810	21.621	26.709	1'52.034	304,2	15:29'34.446	
11	31.972	31.470	21.489	26.475	1'51.406	305,9	15:31'25.852	
12	31.929	31.469	21.377	32.258	1'57.033P	308,6	15:33'22.885	
13	5'59.658	33.434	21.895	30.689	7'25.676P	166,4	15:40'48.561	
14	31.679	33.050	23.596	32.075	2'00.400C	279,1	15:42'48.961	

18° 60 M. VAN DER MARK [1'51.002]							
Lap	Seg1	Seg2	Seg3	Seg4	Lap Time	km/h	Local Time
		32.466	22.259	26.502		315,8	15:02'10.666
1	31.987	31.412	21.742	26.694	1'51.835	311,2	15:04'02.501
2	32.265	31.477	21.610	26.624	1'51.976	312,1	15:05'54.477
3	32.043	31.484	21.592	26.629	1'51.748	309,5	15:07'46.225
4	31.807	31.359	21.399	26.520	1'51.085	309,5	15:09'37.310
5	31.874	32.714	21.543	26.595	1'52.726	307,7	15:11'30.036
6	31.800	31.281	21.424	26.497	1'51.002	309,5	15:13'21.038
7	31.709	33.391	22.066	32.735	1'59.901P	305,9	15:15'20.939
8	8'25.588	31.725	21.922	26.497	9'45.732P	310,3	15:25'06.671
9	31.789	31.476	21.978	26.471	1'51.714	311,2	15:26'58.385
10	31.947	31.394	21.555	26.571	1'51.467	306,8	15:28'49.852
11	31.981	31.431	21.556	26.414	1'51.382	308,6	15:30'41.234
12	31.785	31.413	21.532	26.430	1'51.160	310,3	15:32'32.394
13	31.651	31.586	21.551	26.449	1'51.237	311,2	15:34'23.631
14	31.722	31.337	21.506	26.509	1'51.074	309,5	15:36'14.705
15	39.515	32.218	21.811	26.612	2'00.156		15:38'14.861
16	31.813	31.456	21.452	26.528	1'51.249	308,6	15:40'06.110
17	31.724	31.313	21.451	26.538	1'51.026	309,5	15:41'57.136
18	31.775	35.012	22.543	26.546	1'55.876C	310,3	15:43'53.012
19	32.035	31.328	21.529	26.487	1'51.379	309,5	15:45'44.391

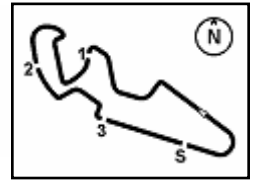
15° 95 T. MACKENZIE [1'50.763]							
Lap	Seg1	Seg2	Seg3	Seg4	Lap Time	km/h	Local Time
		32.461	22.047	26.544		305,9	15:02'19.894
1	32.144	31.482	21.684	26.393	1'51.703	308,6	15:04'11.597
2	32.127	31.284	21.757	26.295	1'51.463	308,6	15:06'03.060
3	38.743	34.797	21.959	26.379	2'01.878	307,7	15:08'04.938
4	31.985	31.337	21.854	26.315	1'51.491	310,3	15:09'56.429
5	31.834	31.241	21.447	26.469	1'50.991	305,1	15:11'47.420
6	31.861	31.303	21.415	26.184	1'50.763	309,5	15:13'38.183
7	36.675	31.479	21.697	26.409	1'56.260	305,1	15:15'34.443
8	31.728	31.527	21.420	26.354	1'51.029	305,1	15:17'25.472
9	35.072	32.180	21.715	32.241	2'01.208P	303,4	15:19'26.680
10	9'14.342	31.583	21.702	26.429	10'34.056P	303,4	15:30'00.736
11	32.421	31.592	21.620	26.334	1'51.967	306,8	15:31'52.703
12	31.887	31.423	21.456	26.252	1'51.018	308,6	15:33'43.721
13	31.969	31.426	21.536	26.433	1'51.364	305,9	15:35'35.085
14	31.928	31.266	21.458	26.296	1'50.948	308,6	15:37'26.033
15	38.151	31.964	22.340	32.914	2'05.369P	259,6	15:39'31.402
16	2'20.013	33.701					

19° 38 H. SOOMER [1'51.110]								
Lap	Seg1	Seg2	Seg3	Seg4	Lap Time	km/h	Local Time	
			33.872	23.318		27.017	304,2	15:02'54.020
1	32.579	31.975	22.201	26.917	1'53.672	305,1	15:04'47.692	
2	32.287	36.743	21.934	26.710	1'57.674	306,8	15:06'45.366	
3	31.890	31.453	21.511	26.649	1'51.503	305,1	15:08'36.869	
4	31.793	31.508	21.512	26.581	1'51.394	304,2	15:10'28.263	
5	32.108	31.640	21.388	32.641	1'57.777P	304,2	15:12'26.040	
6	8'34.084	32.551	22.448	26.747	9'55.830P	302,5	15:22'21.870	
7	32.285	31.446	21.660	26.575	1'51.966	304,2	15:24'13.836	
8	31.953	31.476	21.386	26.626	1'51.441	302,5	15:26'05.277	
9	31.800	31.452	21.417	26.501	1'51.170	303,4	15:27'56.447	
10	32.675	31.675	21.827	26.569	1'52.746	303,4	15:29'49.193	

29/05/2026 P = Pits In/Out - C = Lap Time Cancelled

These data/results cannot be reproduced, stored and/or transmitted in whole or in part by any manner of electronic, mechanical, photocopying, recording, broadcasting or otherwise now known or herein after developed without the previous express consent by the copyright owner, except for reproduction in daily press and regular printed publications on sale to the public within 60 days of the event related to those data/results and always provided that copyright symbol appears together as follows below.

© DORNA WSBK ORGANIZATION Srl 2026



Aragon Round, 29-31 May 2026

Chronological Analysis Free Practice 2nd Session

4 / 4

11	32.699	32.110	22.145	32.577	1'59.531P	302,5	15:31'48.724	14	32.427	31.689	21.866	26.649	1'52.631	303,4	15:38'38.762
12	5'17.941	31.928	21.794	26.679	6'38.342P	305,1	15:38'27.066	15	32.199	31.763	21.751	26.677	1'52.390	302,5	15:40'31.152
13	31.838	31.561	21.439	26.544	1'51.382	305,1	15:40'18.448	16	32.294	31.679	21.798	26.689	1'52.460	302,5	15:42'23.612
14	31.756	31.345	21.473	26.536	1'51.110	305,9	15:42'09.558	17	32.245	32.367	22.375	27.067	1'54.054	299,2	15:44'17.666
15	32.041	31.934	22.009	26.733	1'52.717C	302,5	15:44'02.275	18	32.281	31.769	21.758	26.656	1'52.464	301,7	15:46'10.130
16	32.210	31.771	21.853	26.912	1'52.746	300,8	15:45'55.021								

20° 97 X. VIERGE (1'51.267)

Lap	Seg1	Seg2	Seg3	Seg4	Lap Time	km/h	Local Time
		32.706	22.698	26.776		307,7	15:02'16.190
1	32.311	31.581	21.737	26.306	1'51.935	308,6	15:04'08.125
2	39.646	34.003	21.598	26.541	2'01.788	307,7	15:06'09.913
3	31.995	31.391	21.650	26.456	1'51.492	306,8	15:08'01.405
4	31.866	31.478	21.659	26.588	1'51.591	305,9	15:09'52.996
5	32.061	31.628	21.559	26.629	1'51.877	305,9	15:11'44.873
6	33.315	31.747	21.739	32.754	1'59.555P	293,5	15:13'44.428
7	9'52.921	31.801	21.849	27.202	11'13.773P	300,8	15:24'58.201
8	32.121	31.606	22.091	29.003	1'54.821	282,7	15:26'53.022
9	32.196	31.526	21.869	26.570	1'52.161	304,2	15:28'45.183
10	32.172	31.575	21.834	26.532	1'52.113	305,9	15:30'37.296
11	31.898	31.529	21.764	26.429	1'51.620	308,6	15:32'28.916
12	31.961	31.552	21.784	31.796	1'57.093P	307,7	15:34'26.009
13	4'08.896	31.549	21.661	26.373	5'28.479P	307,7	15:39'54.488
14	32.055	31.274	21.537	26.401	1'51.267	307,7	15:41'45.755
15	31.813	32.578	22.434	26.472	1'53.297C	305,1	15:43'39.052
16	37.621	32.759	22.079	26.764	1'59.223C	304,2	15:45'38.275

21° 54 B. SOFUOGLU (1'52.026)

Lap	Seg1	Seg2	Seg3	Seg4	Lap Time	km/h	Local Time
		34.184	22.568	26.781		306,8	15:02'12.465
1	32.856	31.829	22.060	26.681	1'53.426	305,9	15:04'05.891
2	32.349	32.054	21.962	26.770	1'53.135	305,1	15:05'59.026
3	32.400	31.741	21.909	26.725	1'52.775	304,2	15:07'51.801
4	32.395	31.685	21.870	26.837	1'52.787	304,2	15:09'44.588
5	32.252	31.732	21.810	26.970	1'52.764	303,4	15:11'37.352
6	38.125	38.012	22.764	34.568	2'13.469P	305,1	15:13'50.821
7	9'52.406	33.368	22.313	26.836	11'14.923P	303,4	15:25'05.744
8	32.139	31.693	21.864	26.854	1'52.550	303,4	15:26'58.294
9	32.235	31.704	21.908	26.645	1'52.492	305,1	15:28'50.786
10	32.133	31.739	21.861	26.685	1'52.418	305,9	15:30'43.204
11	34.258	33.819	23.225	33.964	2'05.266P	305,1	15:32'48.470
12	3'30.025	32.491	22.524	27.080	4'52.120P	305,1	15:37'40.590
13	32.127	31.624	21.710	26.603	1'52.064	306,8	15:39'32.654
14	32.140	31.651	21.587	26.648	1'52.026	306,8	15:41'24.680
15	33.076	33.185	22.594	26.970	1'55.825C	304,2	15:43'20.505
16	34.354	34.582	23.341	28.050	2'00.327C	303,4	15:45'20.832

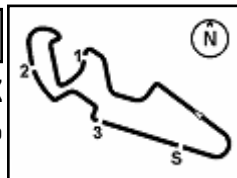
22° 13 M. RATO (1'52.390)

Lap	Seg1	Seg2	Seg3	Seg4	Lap Time	km/h	Local Time
		32.217	22.057	26.523		305,9	15:02'30.651
1	32.414	31.884	21.779	26.621	1'52.698	305,1	15:04'23.349
2	32.522	31.857	21.765	26.681	1'52.825	302,5	15:06'16.174
3	32.688	32.462	23.589	26.823	1'55.562	302,5	15:08'11.736
4	32.469	31.792	21.793	26.803	1'52.857	300,0	15:10'04.593
5	32.478	33.860	22.028	26.949	1'55.315	299,2	15:11'59.908
6	32.423	31.868	21.985	26.775	1'53.051	302,5	15:13'52.959
7	32.334	31.697	21.846	26.911	1'52.788	300,8	15:15'45.747
8	32.246	31.675	21.834	26.781	1'52.536	299,2	15:17'38.283
9	32.196	31.735	21.898	26.702	1'52.531	300,0	15:19'30.814
10	32.301	31.761	21.825	26.698	1'52.585	300,8	15:21'23.399
11	35.438	32.807	26.850	33.616	2'08.711P	300,8	15:23'32.110
12	10'00.604	32.198	21.971	26.677	11'21.450P	301,7	15:34'53.560
13	32.285	31.734	21.803	26.749	1'52.571	302,5	15:36'46.131

29/05/2026 P = Pits In/Out - C = Lap Time Cancelled

These data/results cannot be reproduced, stored and/or transmitted in whole or in part by any manner of electronic, mechanical, photocopying, recording, broadcasting or otherwise now known or herein after developed without the previous express consent by the copyright owner, except for reproduction in daily press and regular printed publications on sale to the public within 60 days of the event related to those data/results and always provided that copyright symbol appears together as follows below.

© DORNA WSBK ORGANIZATION Srl 2026



Aragon Round, 29–31 May 2026

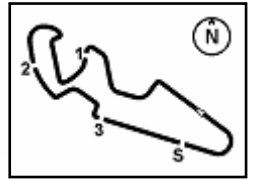
Best Laps & Speeds

No.	Rider Bike	Nat	Best Lap		FP1		FP2											
			LL	SPD	LL	SPD	LL	SPD										
1	11 N. BULEGA Ducati Panigale V4R	ITA	1'48.916 38 312,1		1'48.916 20 312,1		1'49.659 18 310,3											
2	7 I. LECUONA Ducati Panigale V4R	ESP	1'48.938 33 314,0		1'48.938 18 314,0		1'49.578 15 314,0											
3	22 A. LOWES bimota KB998 Rimini	GBR	1'49.442 32 309,5		1'49.442 16 309,5		1'50.142 16 307,7											
4	47 A. BASSANI bimota KB998 Rimini	ITA	1'49.495 32 311,2		1'49.495 14 311,2		1'49.856 18 308,6											
5	14 S. LOWES Ducati Panigale V4R	GBR	1'49.551 20 309,5		1'49.551 3 309,5		1'49.588 17 309,5											
6	5 Y. MONTELLA Ducati Panigale V4R	ITA	1'49.609 34 313,0		1'49.609 16 313,0		1'49.888 18 310,3											
7	34 L. BALDASSARRI Ducati Panigale V4R	ITA	1'49.695 29 310,3		1'49.695 13 310,3		1'50.361 16 310,3											
8	95 T. MACKENZIE Ducati Panigale V4R	GBR	1'49.769 32 310,3		1'49.769 17 310,3		1'50.763 15 310,3											
9	46 T. BRIDEWELL Ducati Panigale V4R	GBR	1'49.782 28 313,0		1'49.782 15 313,0		1'50.327 13 311,2											
10	67 A. SURRA Ducati Panigale V4R	ITA	1'49.786 32 313,0		1'49.786 17 309,5		1'50.430 15 313,0											
11	19 A. BAUTISTA Ducati Panigale V4R	ESP	1'49.916 32 313,0		1'49.916 16 313,0		1'49.930 16 312,1											
12	31 G. GERLOFF Kawasaki ZX-10RR	USA	1'49.991 32 312,1		1'50.077 17 308,6		1'49.991 15 312,1											
13	97 X. VIERGE Yamaha YZF R1	ESP	1'50.096 32 312,1		1'50.096 16 312,1		1'51.267 16 308,6											
14	35 S. CHANTRA Honda CBR1000RR-R SP	THA	1'50.355 36 314,0		1'50.355 19 314,0		1'50.686 17 311,2											
15	55 A. LOCATELLI Yamaha YZF R1	ITA	1'50.398 35 313,0		1'50.398 18 311,2		1'50.547 17 313,0											
16	87 R. GARDNER Yamaha YZF R1	AUS	1'50.400 31 311,2		1'50.400 17 310,3		1'50.953 14 311,2											
17	96 J. DIXON Honda CBR1000RR-R SP	GBR	1'50.482 19 309,5		1'50.486 4 309,5		1'50.482 15 309,5											
18	60 M. VAN DER MARK BMW M 1000 RR	NED	1'50.641 29 315,8		1'50.641 10 311,2		1'51.002 19 315,8											
19	62 S. MANZI Yamaha YZF R1	ITA	1'50.664 31 308,6		1'50.664 14 307,7		1'50.921 17 308,6											
20	38 H. SOOMER BMW M 1000 RR	EST	1'50.709 34 309,5		1'50.709 18 309,5		1'51.110 16 306,8											
21	54 B. SOFUOGLU Yamaha YZF R1	TUR	1'51.776 34 309,5		1'51.776 18 309,5		1'52.026 16 306,8											
22	13 M. RATO Yamaha YZF R1	ITA	1'52.062 34 305,9		1'52.062 16 305,9		1'52.390 18 305,9											

29/05/2026

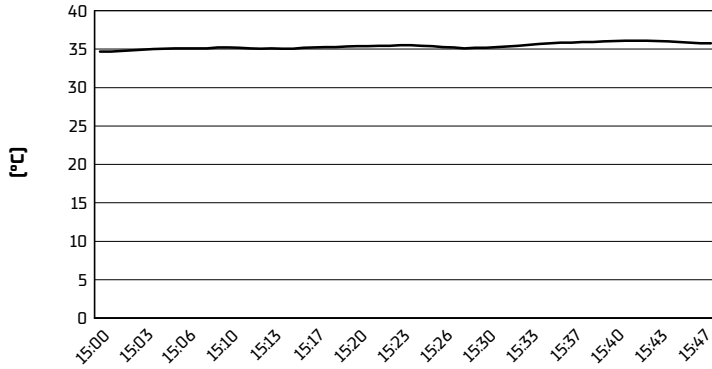
These data/results cannot be reproduced, stored and/or transmitted in whole or in part by any manner of electronic, mechanical, photocopying, recording, broadcasting or otherwise now known or herein after developed without the previous express consent by the copyright owner, except for reproduction in daily press and regular printed publications on sale to the public within 60 days of the event related to those data/results and always provided that copyright symbol appears together as follows below.

© DORNA WSBK ORGANIZATION Srl 2026

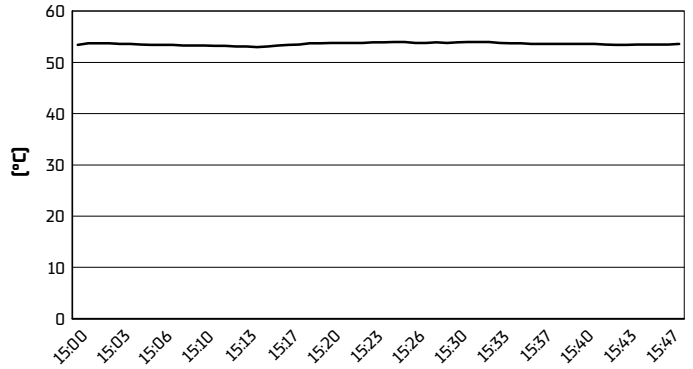


Aragon Round, 29-31 May 2026
Weather Report Free Practice 2nd Session
Session started 15:00 - Session ended 15:48

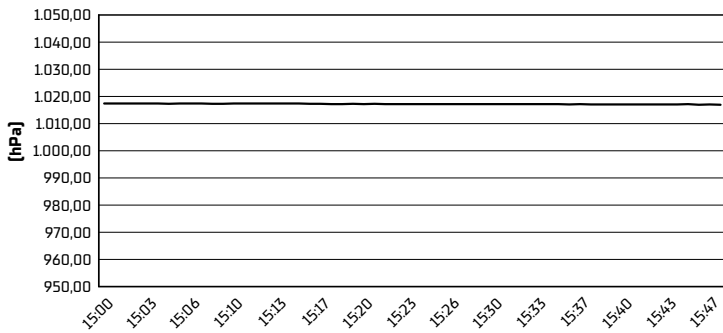
Air Temperature



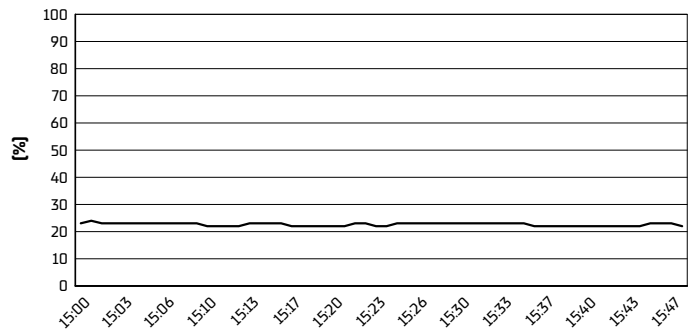
Track Temperature



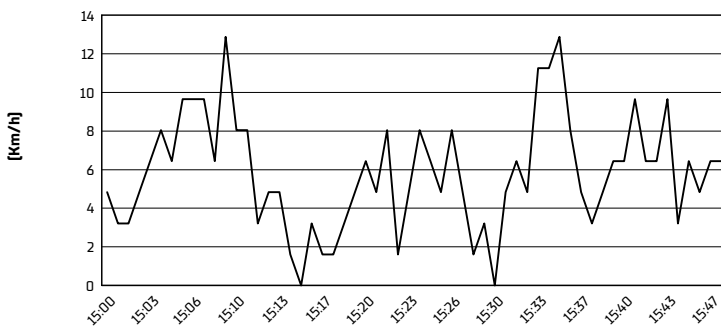
Air Pressure



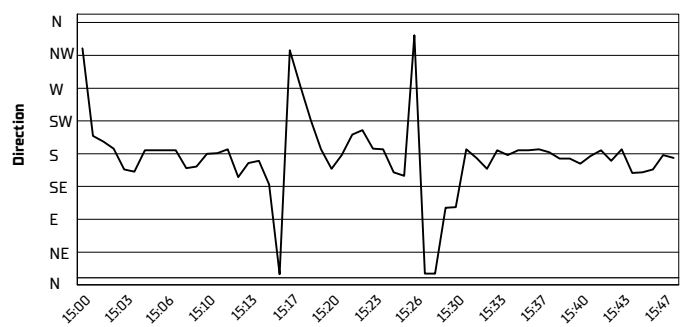
Humidity



Wind Speed



Wind Direction



29/05/2026

These data/results cannot be reproduced, stored and/or transmitted in whole or in part by any manner of electronic, mechanical, photocopying, recording, broadcasting or otherwise now known or herein after developed without the previous express consent by the copyright owner, except for reproduction in daily press and regular printed publications on sale to the public within 60 days of the event related to those data/results and always provided that copyright symbol appears together as follows below.

© DORNA WSBK ORGANIZATION Srl 2026