

## CLASSIFICATION

### BREMBRO GRAND PRIX OF ITALY

### PRACTICE



Autodromo Internazionale del Mugello 5245 m.

#	Rider	Nation	Team	Motorcycle	Time	Lap Total	Gap	T. Speed
1	19 Scott OGDEN	GBR	CIP Green Power	KTM	<b>1'55.812</b>	13 13		<b>243.2</b>
2	97 Marco MORELLI	ARG	CFMOTO Valresa Aspar Team	KTM	<b>1'55.848</b>	13 14	0.036 0.036	<b>240.5</b>
3	31 Adrian FERNANDEZ	SPA	Leopard Racing	HONDA	<b>1'55.963</b>	13 15	0.151 0.115	<b>243.2</b>
4	64 David MUÑOZ	SPA	Liqui Moly Dynavolt Intact GP	KTM	<b>1'56.056</b>	11 11	0.244 0.093	<b>242.6</b>
5	73 Valentin PERRONE	ARG	Red Bull KTM Tech3	KTM	<b>1'56.155</b>	9 9	0.343 0.099	<b>241.0</b>
6	22 David ALMANSA	SPA	Liqui Moly Dynavolt Intact GP	KTM	<b>1'56.195</b>	10 11	0.383 0.040	<b>243.7</b>
7	78 Joel ESTEBAN	SPA	LEVEL UP - MTA	KTM	<b>1'56.232</b>	12 12	0.420 0.037	<b>246.0</b>
8	6 Ryusei YAMANAKA	JPN	AEON Credit - MT Helmets - MSI	KTM	<b>1'56.283</b>	12 13	0.471 0.051	<b>244.8</b>
9	9 Veda PRATAMA	INA	Honda Team Asia	HONDA	<b>1'56.305</b>	12 12	0.493 0.022	<b>241.0</b>
10	54 Jesus RIOS	SPA	Rivacold Snipers Team	HONDA	<b>1'56.341</b>	11 11	0.529 0.036	<b>242.1</b>
11	66 Joel KELSO	AUS	GRYD - MLav Racing	HONDA	<b>1'56.393</b>	5 12	0.581 0.052	<b>245.4</b>
12	83 Alvaro CARPE	SPA	Red Bull KTM Ajo	KTM	<b>1'56.409</b>	7 14	0.597 0.016	<b>243.2</b>
13	8 Eddie O'SHEA	GBR	GRYD - MLav Racing	HONDA	<b>1'56.425</b>	11 11	0.613 0.016	<b>248.8</b>
14	28 Maximo QUILES	SPA	CFMOTO Valresa Aspar Team	KTM	<b>1'56.434</b>	13 13	0.622 0.009	<b>243.7</b>
15	51 Brian URIARTE	SPA	Red Bull KTM Ajo	KTM	<b>1'56.506</b>	13 14	0.694 0.072	<b>244.3</b>
16	21 Ruche MOODLEY	RSA	CODE Motorsports	KTM	<b>1'56.541</b>	13 13	0.729 0.035	<b>245.4</b>
17	94 Guido PINI	ITA	Leopard Racing	HONDA	<b>1'56.598</b>	13 15	0.786 0.057	<b>244.3</b>
18	14 Cormac BUCHANAN	NZE	CODE Motorsports	KTM	<b>1'56.621</b>	13 13	0.809 0.023	<b>244.8</b>
19	27 Rico SALMELA	FIN	Red Bull KTM Tech3	KTM	<b>1'56.728</b>	13 13	0.916 0.107	<b>243.2</b>
20	18 Matteo BERTELLE	ITA	LEVEL UP - MTA	KTM	<b>1'56.839</b>	9 13	1.027 0.111	<b>246.0</b>
21	13 Hakim DANISH	MAL	AEON Credit - MT Helmets - MSI	KTM	<b>1'56.854</b>	6 8	1.042 0.015	<b>236.8</b>
22	10 Nicola CARRARO	ITA	Rivacold Snipers Team	HONDA	<b>1'56.936</b>	12 12	1.124 0.082	<b>246.0</b>
23	67 Casey O'GORMAN	IRL	SIC58 Squadra Corse	HONDA	<b>1'57.007</b>	13 13	1.195 0.071	<b>242.6</b>
24	11 Adrian CRUCES	SPA	CIP Green Power	KTM	<b>1'57.360</b>	4 11	1.548 0.353	<b>243.7</b>
25	5 Leo RAMMERSTORFER	AUT	SIC58 Squadra Corse	HONDA	<b>1'58.432</b>	4 11	2.620 1.072	<b>244.3</b>
26	32 Zen MITANI	JPN	Honda Team Asia	HONDA	<b>1'58.557</b>	7 11	2.745 0.125	<b>242.1</b>

Practice condition: Dry

Air: 25°

Humidity: 62%

Ground: 30°

<b>Fastest Lap:</b>	Lap: 13	<b>Scott OGDEN</b>	<b>1'55.812</b>	163 Km/h
<b>Best Race Lap:</b>	2024	<b>Collin VEIJER</b>	<b>1'54.738</b>	164.5 Km/h
<b>All-Time Lap Record:</b>	2024	<b>David ALONSO</b>	<b>1'53.926</b>	165.7 Km/h

The results are provisional until the end of the limit for protest and appeals.

Time limit for protest expires 60' after publication of the results - ..... Time: **14:05**

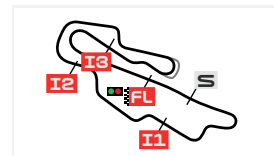
These data/results cannot be reproduced, stored and/or transmitted in whole or in part by any manner of electronic, mechanical, photocopying, recording, broadcasting or otherwise now known or herein after developed without the previous express consent by the copyright owner, except for reproduction in daily press and regular printed publications on sale to the public within 60 days of the event related to those data/results and always provided that copyright symbol appears together as follows below.

© MotoGP Sports Entertainment Group, 2026

Official MotoGP Timing by **TISSOT**

www.motogp.com

Mugello, Friday, May 29, 2026



Autodromo Internazionale del Mugello 5245 m.

# TOP SPEED & AVERAGE

## BREMBRO GRAND PRIX OF ITALY

### PRACTICE

#	Rider	Nation	Motorcycle	Top 5 speeds					Average	Top
8	<b>Eddie O'SHEA</b>	GBR	HONDA	248.8	243.7	243.2	242.6	242.1	243.8	<b>248.8</b>
10	<b>Nicola CARRARO</b>	ITA	HONDA	246.0	246.0	243.2	243.2	241.6	244.0	<b>246.0</b>
18	<b>Matteo BERTELLE</b>	ITA	KTM	246.0	242.1	242.1	241.6	240.0	242.0	<b>246.0</b>
78	<b>Joel ESTEBAN</b>	SPA	KTM	246.0	244.8	244.8	243.2	242.6	244.3	<b>246.0</b>
21	<b>Ruche MOODLEY</b>	RSA	KTM	245.4	243.2	242.6	242.6	242.1	243.2	<b>245.4</b>
66	<b>Joel KELSO</b>	AUS	HONDA	245.4	244.8	243.7	242.6	242.1	243.7	<b>245.4</b>
6	<b>Ryusei YAMANAKA</b>	JPN	KTM	244.8	242.6	241.0	240.0	239.4	241.2	<b>244.8</b>
14	<b>Cormac BUCHANAN</b>	NZE	KTM	244.8	243.7	243.2	243.2	242.6	243.4	<b>244.8</b>
5	<b>Leo RAMMERSTORFER</b>	AUT	HONDA	244.3	244.3	243.7	242.6	237.8	242.5	<b>244.3</b>
51	<b>Brian URIARTE</b>	SPA	KTM	244.3	243.7	243.2	241.0	240.5	242.5	<b>244.3</b>
94	<b>Guido PINI</b>	ITA	HONDA	244.3	244.3	244.3	243.7	242.6	243.8	<b>244.3</b>
11	<b>Adrian CRUCES</b>	SPA	KTM	243.7	243.7	243.7	243.2	242.1	243.3	<b>243.7</b>
22	<b>David ALMANSA</b>	SPA	KTM	243.7	243.7	243.2	242.1	242.1	242.8	<b>243.7</b>
28	<b>Maximo QUILES</b>	SPA	KTM	243.7	243.2	242.6	240.5	240.5	242.1	<b>243.7</b>
19	<b>Scott OGDEN</b>	GBR	KTM	243.2	242.6	241.6	241.0	240.0	241.7	<b>243.2</b>
27	<b>Rico SALMELA</b>	FIN	KTM	243.2	243.2	242.6	242.1	242.1	242.6	<b>243.2</b>
31	<b>Adrian FERNANDEZ</b>	SPA	HONDA	243.2	243.2	242.1	241.0	239.4	241.8	<b>243.2</b>
83	<b>Alvaro CARPE</b>	SPA	KTM	243.2	242.6	242.6	241.6	241.0	242.2	<b>243.2</b>
64	<b>David MUÑOZ</b>	SPA	KTM	242.6	241.6	241.6	241.6	240.5	241.6	<b>242.6</b>
67	<b>Casey O'GORMAN</b>	IRL	HONDA	242.6	242.1	240.5	240.0	238.9	240.8	<b>242.6</b>
32	<b>Zen MITANI</b>	JPN	HONDA	242.1	239.4	236.8	236.3	235.8	238.1	<b>242.1</b>
54	<b>Jesus RIOS</b>	SPA	HONDA	242.1	240.5	239.4	238.9	237.3	239.6	<b>242.1</b>
9	<b>Veda PRATAMA</b>	INA	HONDA	241.0	240.0	239.4	238.9	238.9	239.6	<b>241.0</b>
73	<b>Valentin PERRONE</b>	ARG	KTM	241.0	239.4	235.8	235.2	235.2	237.3	<b>241.0</b>
97	<b>Marco MORELLI</b>	ARG	KTM	240.5	238.4	238.4	238.4	238.4	238.8	<b>240.5</b>
13	<b>Hakim DANISH</b>	MAL	KTM	236.8	235.8	235.8	231.7	231.7	234.4	<b>236.8</b>

These data/results cannot be reproduced, stored and/or transmitted in whole or in part by any manner of electronic, mechanical, photocopying, recording, broadcasting or otherwise now known or herein after developed without the previous express consent by the copyright owner, except for reproduction in daily press and regular printed publications on sale to the public within 60 days of the event related to those data/results and always provided that copyright symbol appears together as follows below.

© MotoGP Sports Entertainment Group, 2026

Official MotoGP Timing by [www.motogp.com](http://www.motogp.com)

Mugello, Friday, May 29, 2026

## CHRONOLOGICAL ANALYSIS OF PERFORMANCES

### BREMBO GRAND PRIX OF ITALY

#### PRACTICE



Autodromo Internazionale del Mugello 5245 m.

\* Lap / Sector time cancelled  
P Crossing the finish line in pit lane

T1 Time from finish line to 1st intermediate  
T2 Time from 1st intermed. to 2nd intermed.

T3 Time from 2nd intermed. to 3rd intermed.  
T4 Time from 3rd intermediate to finish line

Lap	Lap Time	T1	T2	T3	T4	Speed	Lap	Lap Time	T1	T2	T3	T4	Speed	
<b>1st</b>	<b>19</b>	<b>Scott OGDEN</b> CIP Green Power GBR						9	<b>1'59.798</b>	30.050	22.623	45.217	21.908	235.8
		Runs=2	Total laps=13	Full laps=10	Valid laps=7		10	<b>1'57.108</b>	30.132	20.870	44.374	21.732	235.8	
1	3'16.187	33.897	21.848	45.396	21.904	168.4	11	1'56.451 P	30.123	21.028	44.463	20.837	235.8	
2	<b>1'58.311</b>	30.209	21.181	45.023	21.898	241.6	12	2'01.996	34.117	21.490	44.603	21.786	164.3	
3	<b>1'57.349</b>	30.049	20.958	44.646	21.696	242.6	13	<b>1'55.963</b>	29.908	20.601	43.815	21.639	235.2	
4	2'01.694 *	30.173	20.969	45.055 *	25.497	243.2	14	<b>1'56.178</b>	29.853	20.592	44.021	21.712	235.2	
5	<b>2'06.810</b>	31.958	21.558	50.175	23.119	234.7	15	<b>1'56.272</b>	29.910	20.536	44.100	21.726	235.2	
6	<b>2'01.665</b>	30.288	21.223	48.183	21.971	238.9								
7	<b>2'04.133</b>	32.951	22.998	46.373	21.811	236.8								
8	1'57.438 *	30.129	21.107 *	44.436	21.766	236.8								
9	<b>1'59.688</b>	30.462	21.008	46.387	21.831	236.8								
10	1'57.493 P	30.336	21.014	45.728	20.415	237.3								
11	2'11.630	33.578	22.603	53.615	21.834	167.4								
12	2'02.256 *	29.841	20.734	49.905 *	21.776	240.0								
13	<b>1'55.812</b>	29.710	20.653	43.821	21.628	241.0								
<b>2nd</b>	<b>97</b>	<b>Marco MORELLI</b> CFMOTO Valresa Aspar ARG						<b>4th</b>	<b>64</b>	<b>David MUÑOZ</b> Liqui Moly Dynavolt Int SPA				
		Runs=2	Total laps=14	Full laps=11	Valid laps=10				Runs=2	Total laps=11	Full laps=8	Valid laps=7		
1	2'46.646	35.214	22.353	46.179	21.978	160.9	1	3'15.558	34.103	21.699	45.788	21.816	166.9	
2	<b>1'58.483</b>	30.548	21.226	44.976	21.733	236.8	2	<b>1'58.304</b>	30.261	21.190	45.001	21.852	241.6	
3	<b>1'57.855</b>	30.195	21.135	44.770	21.755	238.4	3	<b>1'57.687</b>	30.033	21.022	44.984	21.648	241.6	
4	<b>2'00.246</b>	32.654	21.155	44.699	21.738	238.4	4	2'01.940 *	30.060	20.934	45.145 *	25.801	240.5	
5	1'57.780 *	30.325	21.059	44.505 *	21.891	240.5	5	<b>2'06.852</b>	30.714	21.979	50.823	23.336	237.3	
6	<b>1'56.996</b>	30.037	20.924	44.314	21.721	238.4	6	<b>2'10.090</b>	31.791	22.371	52.296	23.632	229.2	
7	<b>1'57.001</b>	30.032	20.895	44.213	21.861	238.4	7	<b>1'56.887</b>	30.200	20.922	44.190	21.575	242.6	
8	<b>2'01.773</b>	31.776	23.715	44.532	21.750	233.2	8	1'55.864 P	30.160	21.029 *	44.768	19.907	238.4	
9	1'59.689 P	30.144	21.303	46.714	21.528	235.2	9	2'02.375 *	33.785	21.381	45.217 *	21.992	163.3	
10	2'03.724	35.471	21.501	44.824	21.928	159.0	10	<b>1'56.585</b>	30.005	20.765	44.208	21.607	237.8	
11	<b>1'56.251</b>	29.943	20.662	43.895	21.751	232.7	11	<b>1'56.056</b>	29.744	20.556	44.168	21.588	241.6	
12	<b>1'58.191</b>	29.765	22.013	44.622	21.791	237.8								
13	<b>1'55.848</b>	29.750	20.659	43.738	21.701	237.3								
14	<b>1'59.184</b>	30.451	21.023	45.476	22.234	234.7								
<b>3rd</b>	<b>31</b>	<b>Adrian FERNANDEZ</b> Leopard Racing SPA						<b>5th</b>	<b>73</b>	<b>Valentin PERRONE</b> Red Bull KTM Tech3 ARG				
		Runs=2	Total laps=15	Full laps=12	Valid laps=11				Runs=3	Total laps=9	Full laps=5	Valid laps=5		
1	2'50.916	34.699	21.842	45.562	21.893	164.6	1	3'23.151 P	36.631	22.658	47.596	21.648	162.4	
2	<b>1'57.278</b>	30.289	21.077	44.287	21.625	242.1	2	2'03.396	34.269	21.492	45.587	22.048	164.3	
3	<b>1'56.593</b>	29.959	20.746	44.273	21.615	243.2	3	<b>1'58.345</b>	30.430	21.171	44.740	22.004	235.2	
4	<b>1'56.963</b>	30.207	20.759	44.344	21.653	243.2	4	<b>1'57.875</b>	30.215	21.021	44.682	21.957	235.2	
5	1'57.713 *	30.092	20.815	44.466 *	22.340	241.0	5	<b>1'57.833</b>	30.180	21.006	44.691	21.956	235.8	
6	<b>1'57.908</b>	30.033	20.752	45.283	21.840	239.4	6	1'55.793 P	30.201	20.973	44.839	19.780	233.7	
7	<b>2'01.862</b>	30.039	20.830	48.926	22.067	237.8	7	2'09.648	33.158	22.086	52.350	22.054	169.0	
8	<b>1'56.646</b>	29.947	20.771	44.246	21.682	237.8	8	<b>2'03.150</b>	30.222	20.874	49.929	22.125	239.4	
							9	<b>1'56.155</b>	29.842	20.661	44.012	21.640	241.0	
<b>4th</b>	<b>22</b>	<b>David ALMANSA</b> Liqui Moly Dynavolt Int SPA						<b>6th</b>	<b>22</b>	<b>David ALMANSA</b> Liqui Moly Dynavolt Int SPA				
		Runs=2	Total laps=11	Full laps=8	Valid laps=7				Runs=2	Total laps=11	Full laps=8	Valid laps=7		
1	3'39.001	36.513	22.424	47.578	22.008	153.1	1	3'39.001	36.513	22.424	47.578	22.008	153.1	
2	<b>1'57.689</b>	30.254	21.313	44.548	21.574	242.1	2	<b>1'57.689</b>	30.254	21.313	44.548	21.574	242.1	
3	<b>2'01.900</b>	29.914	21.062	49.062	21.862	242.1	3	<b>2'01.900</b>	29.914	21.062	49.062	21.862	242.1	
4	1'56.762 *	29.969	20.869	44.232 *	21.692	243.7	4	1'56.762 *	29.969	20.869	44.232 *	21.692	243.7	
5	<b>1'56.525</b>	29.985	20.798	44.149	21.593	242.1	5	<b>1'56.525</b>	29.985	20.798	44.149	21.593	242.1	
6	<b>1'58.159</b>	29.927	20.960	45.317	21.955	243.7	6	<b>1'58.159</b>	29.927	20.960	45.317	21.955	243.7	
7	<b>1'57.219</b>	30.038	20.919	44.631	21.631	243.2	7	<b>1'57.219</b>	30.038	20.919	44.631	21.631	243.2	

**Fastest Lap:** Scott OGDEN GBR CIP Green Power **1'55.812** 29.710 20.653 43.821 21.628

These data/results cannot be reproduced, stored and/or transmitted in whole or in part by any manner of electronic, mechanical, photocopying, recording, broadcasting or otherwise now known or herein after developed without the previous express consent by the copyright owner, except for reproduction in daily press and regular printed publications on sale to the public within 60 days of the event related to those data/results and always provided that copyright symbol appears together as follows below.

© MotoGP Sports Entertainment Group, 2026

Official MotoGP Timing by **TISSOT**

www.motogp.com

Mugello, Friday, May 29, 2026

## Practice

## Moto3™

Lap	Lap Time	T1	T2	T3	T4	Speed
8	1'59.561 P	31.689	21.823 *	45.110	20.939	240.0
9	2'05.445 *	34.072	21.345	48.358 *	21.670	164.1
10	1'56.195	29.935	20.658	43.843	21.759	240.5
11	2'02.382	35.056	21.028	44.521	21.777	235.8

7th		78	Joel ESTEBAN	LEVEL UP - MTA		SPA
Runs=2	Total laps=12	Full laps=9	Valid laps=7			
1	2'55.782	34.303	21.895	45.484	21.754	166.6
2	1'58.214	30.215	21.357	44.861	21.781	244.8
3	1'58.281 *	30.587	21.013	44.716	21.965 *	244.8
4	1'58.027 *	30.203	21.136 *	44.698	21.990	246.0
5	2'02.861	30.045	21.148	48.088	23.580	243.2
6	1'57.665	30.176	21.126	44.696	21.667	238.4
7	1'57.004	29.908	21.012	44.393	21.691	242.6
8	1'58.845	30.123	21.104	45.492	22.126	235.2
9	1'57.964 P	30.116	21.430	45.731	20.687	236.8
10	2'10.289	33.011	22.214	52.505	22.559	169.2
11	2'02.343	29.919	20.985	49.399	22.040	241.6
12	1'56.232	29.947	20.626	44.109	21.550	238.9

8th		6	Ryusei YAMANAKA	AEON Credit - MT Helm		JPN
Runs=2	Total laps=13	Full laps=10	Valid laps=6			
1	2'55.429	34.539	21.892	45.818	22.103	159.5
2	1'58.521	30.496	21.339	44.824	21.862	240.0
3	1'57.564	30.109	21.029	44.593	21.833	244.8
4	1'58.246 *	30.025	21.053 *	45.029	22.139	241.0
5	2'03.990	29.999	21.550	47.883	24.558	242.6
6	1'56.810	30.143	20.863	44.126	21.678	239.4
7	1'57.654 *	29.958	21.024	44.543 *	22.129	238.4
8	1'57.882 *	30.203	20.892	44.832 *	21.955	239.4
9	1'59.638 P	30.693	21.627	45.988	21.330	233.2
10	2'01.754 *	33.625	21.658	44.568 *	21.903	169.5
11	1'56.657 *	29.878	20.951	44.083 *	21.745	234.2
12	1'56.283	29.884	20.728	43.979	21.692	234.7
13	1'56.325	29.839	20.744	43.991	21.751	235.2

9th		9	Veda PRATAMA	Honda Team Asia		INA
Runs=2	Total laps=12	Full laps=9	Valid laps=5			
1	3'22.036	35.699	22.416	46.151	22.340	167.4
2	1'58.264 *	30.429	21.176	44.768	21.891 *	238.9
3	1'57.972	30.377	21.161	44.594	21.840	239.4
4	1'57.079 *	29.996	20.970	44.301 *	21.812 *	238.9
5	1'58.210 *	30.030	21.044	44.932 *	22.204	240.0
6	1'57.611	30.026	20.985	44.627	21.973	236.3
7	2'00.284	30.055	21.129	46.773	22.327	235.8
8	1'57.292 *	30.160	20.957 *	44.328	21.847	233.2
9	1'59.765 P	30.063	20.904	47.028	21.770	234.2
10	2'07.258 *	33.146	22.169	49.746 *	22.197	169.8
11	2'05.324	30.163	21.209	52.100	21.852	238.4
12	1'56.305	30.040	20.734	43.914	21.617	241.0

10th		54	Jesus RIOS	Rivacold Snipers Team		SPA
Runs=3	Total laps=11	Full laps=6	Valid laps=6			
1	3'04.057	35.341	22.558	46.315	22.169	162.4
2	1'59.418	30.396	21.449	45.732	21.841	239.4

Lap	Lap Time	T1	T2	T3	T4	Speed
3	1'58.546	30.200	21.313	45.220	21.813	242.1
4	1'58.544	30.259	21.405	45.148	21.732	237.3
5	1'58.340	30.248	21.119	44.937	22.036	238.9
6	2'00.067 P	30.254	21.558	46.087	22.168	236.8
7	2'05.772	34.478	22.252	46.722	22.320	158.5
8	2'00.005 P	30.797	21.697	46.133	21.378	228.3
9	2'11.352	33.245	23.329	52.586	22.192	168.7
10	2'02.861	30.057	21.026	49.924	21.854	240.5
11	1'56.341	30.083	20.727	43.815	21.716	235.8

11th		66	Joel KELSO	GRYD - MLav Racing		AUS
Runs=2	Total laps=12	Full laps=9	Valid laps=7			
1	3'39.156	35.284	22.000	47.755	21.895	156.2
2	1'57.704	30.375	21.093	44.652	21.584	244.8
3	1'57.293	29.991	20.883	44.755	21.664	245.4
4	2'01.977 *	35.090	20.965	44.275 *	21.647	239.4
5	1'56.393	30.043	20.792	43.994	21.564	242.1
6	1'56.716	29.930	20.782	44.300	21.704	242.6
7	1'58.987	31.938	21.110	44.285	21.654	237.8
8	1'57.292 *	30.091	20.933 *	44.446	21.822	243.7
9	1'57.947 P	30.389	20.799	44.414	22.345	235.2
10	2'09.367	33.245	24.413	49.786	21.923	167.9
11	2'03.233	35.506	21.977	44.158	21.592	234.2
12	1'56.558	29.833	20.750	44.101	21.874	239.4

12th		83	Alvaro CARPE	Red Bull KTM Ajo		SPA
Runs=2	Total laps=14	Full laps=11	Valid laps=10			
1	3'07.650	34.318	22.342	46.006	22.362	166.4
2	1'58.017	30.479	21.328	44.517	21.693	241.6
3	1'57.234	30.011	21.146	44.377	21.700	242.6
4	1'57.099	29.962	21.030	44.362	21.745	242.6
5	2'01.382	30.665	21.134	47.674	21.909	240.5
6	1'57.112	30.152	21.018	44.336	21.606	241.0
7	1'56.409	29.875	20.854	44.057	21.623	243.2
8	1'57.487	30.193	20.894	44.552	21.848	240.0
9	1'57.398	30.160	20.945	44.650	21.643	236.3
10	2'00.341 P	32.200	21.510	46.483	20.148	237.8
11	2'03.951	34.258	21.978	45.467	22.248	166.9
12	1'57.445 *	30.126	21.065	44.318 *	21.936	233.7
13	1'57.012	30.061	20.824	44.220	21.907	235.2
14	2'00.566	29.935	20.864	47.262	22.505	236.3

13th		8	Eddie O'SHEA	GRYD - MLav Racing		GBR
Runs=3	Total laps=11	Full laps=6	Valid laps=3			
1	3'24.918	34.988	22.364	47.133	23.315	167.1
2	1'58.975 *	30.556	21.337	45.289 *	21.793	242.6
3	1'58.525 *	30.469	21.179	45.001 *	21.876	243.2
4	1'58.698 P	30.194	21.141	45.849 *	21.514	243.7
5	2'03.058 *	35.420	21.237 *	44.722	21.679	162.1
6	1'57.232 *	30.169	20.922	44.384 *	21.757	242.1
7	1'57.105	30.125	21.084	44.209	21.687	242.1
8	2'01.286 P	30.181	21.535	46.663	22.907	241.6
9	2'10.931	33.215	22.378	53.245	22.093	169.0
10	2'04.349	31.103	21.337	50.121	21.788	241.6
11	1'56.425	29.989	20.903	44.129	21.404	248.8

**Fastest Lap:** Scott OGDEN GBR CIP Green Power 1'55.812 29.710 20.653 43.821 21.628

These data/results cannot be reproduced, stored and/or transmitted in whole or in part by any manner of electronic, mechanical, photocopying, recording, broadcasting or otherwise now known or herein after developed without the previous express consent by the copyright owner, except for reproduction in daily press and regular printed publications on sale to the public within 60 days of the event related to those data/results and always provided that copyright symbol appears together as follows below.

© MotoGP Sports Entertainment Group, 2026

Official MotoGP Timing by  TISSOT

www.motogp.com

Mugello, Friday, May 29, 2026

Page 2 of 4

## Practice

## Moto3™

Lap	Lap Time	T1	T2	T3	T4	Speed
<b>14th</b>	<b>28</b>	<b>Maximo QUILES</b>		CFMOTO Valresa Aspar SPA		
		Runs=2	Total laps=13	Full laps=10	Valid laps=6	
1	3'42.050	34.456	22.346	46.205	21.952	168.7
2	1'58.262 *	30.374	21.326	44.853 *	21.709	243.2
3	1'57.202 *	30.097	20.966	44.528 *	21.611	243.7
4	1'57.290 *	29.936	20.976	44.402 *	21.976 *	242.6
5	<b>1'56.967</b>	30.052	20.831	44.412	21.672	240.5
6	<b>1'56.619</b>	29.963	20.782	44.214	21.660	240.5
7	<b>1'57.107</b>	30.010	20.718	44.643	21.736	238.9
8	1'57.370 *	30.080	20.978 *	44.527	21.785	236.8
9	<b>1'56.661</b>	29.936	20.776	44.241	21.708	236.8
10	1'56.360 P	30.040	20.746	44.550 *	21.024	235.2
11	2'00.137	32.886	20.942	44.484	21.825	168.7
12	<b>1'57.418</b>	29.997	21.222	44.321	21.878	234.2
13	<b>1'56.434</b>	29.890	20.707	44.101	21.736	234.7

<b>15th</b>	<b>51</b>	<b>Brian URIARTE</b>		Red Bull KTM Ajo SPA		
		Runs=2	Total laps=14	Full laps=11	Valid laps=10	
1	3'10.621	34.412	22.273	45.322	21.925	166.4
2	<b>1'57.819</b>	30.307	21.183	44.680	21.649	240.5
3	<b>1'56.638</b>	29.925	21.049	44.097	21.567	243.2
4	1'56.912 *	29.921	20.951	44.265 *	21.775	243.7
5	<b>1'56.850</b>	29.727	21.090	44.268	21.765	244.3
6	<b>1'56.809</b>	29.953	20.900	44.211	21.745	240.0
7	<b>2'00.109</b>	32.228	21.587	44.427	21.867	237.8
8	<b>1'57.113</b>	29.898	20.937	44.616	21.662	241.0
9	<b>1'56.925</b>	29.925	20.831	44.308	21.861	239.4
10	1'56.133 P	30.298	20.914	44.554	20.367	234.7
11	2'02.686	34.023	21.556	45.054	22.053	166.4
12	<b>1'56.718</b>	30.070	20.688	44.091	21.869	231.7
13	<b>1'56.506</b>	29.907	20.633	44.047	21.919	235.2
14	<b>1'56.562</b>	29.874	20.722	44.088	21.878	237.3

<b>16th</b>	<b>21</b>	<b>Ruche MOODLEY</b>		CODE Motorsports RSA		
		Runs=2	Total laps=13	Full laps=10	Valid laps=8	
1	3'13.222	33.716	22.468	46.971	22.308	170.3
2	<b>2'01.365</b>	31.442	22.339	45.558	22.026	241.6
3	<b>1'58.332</b>	30.280	21.409	44.912	21.731	245.4
4	2'00.965 *	30.663	21.576	45.068 *	23.658	242.6
5	<b>2'06.565</b>	31.930	21.638	50.004	22.993	242.1
6	<b>1'59.274</b>	30.515	21.294	45.583	21.882	238.9
7	<b>1'59.485</b>	30.294	21.272	46.050	21.869	235.8
8	1'58.881 *	30.559	21.355 *	45.146	21.821	233.2
9	1'57.911 P	30.934	21.588	45.140	20.249	235.2
10	2'03.024	34.915	21.422	44.900	21.787	143.8
11	<b>1'56.568</b>	29.847	20.884	44.208	21.629	240.0
12	<b>1'56.835</b>	29.958	20.911	44.407	21.559	242.6
13	<b>1'56.541</b>	29.698	20.848	44.416	21.579	243.2

<b>17th</b>	<b>94</b>	<b>Guido PINI</b>		Leopard Racing ITA		
		Runs=2	Total laps=15	Full laps=12	Valid laps=12	
1	2'56.510	34.560	21.719	45.453	21.957	167.1
2	<b>1'57.813</b>	30.284	21.066	44.756	21.707	243.7
3	<b>1'57.372</b>	30.105	21.007	44.670	21.590	244.3

Lap	Lap Time	T1	T2	T3	T4	Speed
4	<b>1'57.559</b>	30.097	20.919	44.603	21.940	244.3
5	<b>2'00.519</b>	31.584	21.101	45.916	21.918	238.9
6	<b>1'57.996</b>	30.271	21.054	44.812	21.859	237.3
7	<b>1'57.696</b>	30.156	20.942	44.733	21.865	235.8
8	<b>2'08.471</b>	34.676	22.873	47.039	23.883	234.2
9	<b>1'57.261</b>	30.098	20.832	44.547	21.784	244.3
10	<b>1'57.193</b>	30.012	20.840	44.478	21.863	242.6
11	1'57.455 P	30.542	21.167	45.352	20.394	233.7
12	2'01.027	33.092	21.335	44.750	21.850	170.8
13	<b>1'56.598</b>	29.981	20.789	44.127	21.701	235.2
14	<b>1'56.761</b>	30.064	20.719	44.324	21.654	237.3
15	<b>1'56.910</b>	29.929	20.854	44.373	21.754	237.3

<b>18th</b>	<b>14</b>	<b>Cormac BUCHANAN</b>		CODE Motorsports NZE		
		Runs=2	Total laps=13	Full laps=10	Valid laps=9	
1	3'07.966	34.100	22.493	45.892	22.019	170.0
2	<b>1'58.389</b>	30.395	21.354	44.995	21.645	243.7
3	<b>1'57.271</b>	30.182	21.060	44.416	21.613	243.2
4	<b>1'57.276</b>	30.027	21.014	44.478	21.757	242.6
5	<b>1'58.131</b>	30.397	21.419	44.665	21.650	244.8
6	<b>1'57.211</b>	30.270	20.985	44.319	21.637	242.6
7	2'01.526 *	33.252	21.401	44.956 *	21.917	237.8
8	<b>1'57.527</b>	30.317	20.973	44.485	21.752	236.8
9	<b>1'57.860</b>	30.308	21.082	44.609	21.861	234.7
10	2'01.383 P	31.664	21.382	47.328	21.009	234.2
11	2'11.545	33.212	23.083	53.022	22.228	168.2
12	<b>2'01.170</b>	29.987	20.865	48.702	21.616	243.2
13	<b>1'56.621</b>	30.033	20.713	44.148	21.727	240.0

<b>19th</b>	<b>27</b>	<b>Rico SALMELA</b>		Red Bull KTM Tech3 FIN		
		Runs=2	Total laps=13	Full laps=10	Valid laps=8	
1	3'02.885	35.359	22.874	46.413	21.998	167.1
2	<b>2'01.007</b>	30.396	21.730	47.192	21.689	240.0
3	<b>1'58.175</b>	30.175	21.355	44.902	21.743	242.6
4	2'00.159 *	32.399	21.481	44.725 *	21.554	242.1
5	<b>1'57.372</b>	29.892	21.127	44.729	21.624	243.2
6	<b>1'57.358</b>	30.036	21.119	44.598	21.605	242.1
7	<b>1'57.995</b>	30.062	21.229	45.008	21.696	241.6
8	1'58.818 *	31.381	21.163 *	44.645	21.629	240.0
9	<b>1'57.473</b>	30.074	20.948	44.787	21.664	240.0
10	1'56.640 P	30.129	20.998	44.511	21.002	241.6
11	2'09.490	33.922	21.676	52.107	21.785	167.7
12	<b>2'01.225</b>	29.910	20.845	48.794	21.676	243.2
13	<b>1'56.728</b>	30.218	20.810	44.167	21.533	237.8

<b>20th</b>	<b>18</b>	<b>Matteo BERTELLE</b>		LEVEL UP - MTA ITA		
		Runs=2	Total laps=13	Full laps=10	Valid laps=8	
1	3'37.190	36.547	22.534	46.550	22.322	158.8
2	<b>1'59.848</b>	30.737	21.731	45.471	21.909	238.4
3	<b>1'57.469</b>	30.068	21.063	44.601	21.737	246.0
4	2'00.681 *	31.873	22.220	44.714 *	21.874	242.1
5	<b>1'57.351</b>	30.102	21.188	44.318	21.743	241.6
6	<b>1'56.889</b>	30.048	20.940	44.182	21.719	240.0
7	<b>1'58.607</b>	31.454	21.133	44.191	21.829	242.1
8	1'57.738 *	30.033	20.939 *	44.906	21.860	238.4

**Fastest Lap:** Scott OGDEN GBR CIP Green Power **1'55.812** 29.710 20.653 43.821 21.628

These data/results cannot be reproduced, stored and/or transmitted in whole or in part by any manner of electronic, mechanical, photocopying, recording, broadcasting or otherwise now known or herein after developed without the previous express consent by the copyright owner, except for reproduction in daily press and regular printed publications on sale to the public within 60 days of the event related to those data/results and always provided that copyright symbol appears together as follows below.

© MotoGP Sports Entertainment Group, 2026

Official MotoGP Timing by  TISSOT

www.motogp.com

Mugello, Friday, May 29, 2026

Page 3 of 4

## Practice

## Moto3™

Lap	Lap Time	T1	T2	T3	T4	Speed
9	<b>1'56.839</b>	29.918	<b>20.801</b>	44.279	21.841	240.0
10	<b>2'01.231</b> P	31.409	21.582	46.430 *	21.810	232.2
11	<b>2'04.995</b> *	34.665	21.621	46.524 *	22.185	161.6
12	<b>2'03.678</b>	30.198	26.523	44.967	21.990	232.2
13	<b>1'56.964</b>	<b>29.864</b>	20.801	44.335	21.964	239.4

21st		<b>13</b>	Hakim DANISH	AEON Credit - MT Helm MAL
Runs=2	Total laps=8	Full laps=5	Valid laps=6	
1	2'52.802	34.563	22.400	45.782 21.933 171.1
2	<b>1'58.907</b>	30.593	21.506	45.060 21.748 <b>236.8</b>
3	<b>1'57.498</b>	30.291	21.254	44.268 <b>21.685</b> 235.8
	unfinished	30.286	21.105	45.768 235.8
4	<b>2'24.318</b>	33.792	21.961	44.930 21.976 169.5
5	<b>1'56.854</b>	30.181	20.902	<b>43.930</b> 21.841 231.7
6	<b>1'57.173</b>	<b>30.083</b>	<b>20.898</b>	44.221 21.971 231.7
7	<b>1'58.354</b>	30.284	21.001	44.925 22.144 227.8

22nd		<b>10</b>	Nicola CARRARO	Rivacold Snipers Team ITA
Runs=2	Total laps=12	Full laps=9	Valid laps=8	
1	3'07.746	35.513	22.600	46.454 22.283 160.0
2	<b>1'58.525</b>	30.474	21.428	45.010 21.613 243.2
3	<b>1'57.789</b>	30.153	21.138	44.905 <b>21.593</b> 241.0
4	<b>1'57.797</b> *	<b>29.959</b>	21.203	44.827 * 21.808 <b>246.0</b>
5	<b>1'58.118</b>	30.096	21.224	45.139 21.659 243.2
6	<b>1'57.566</b>	30.059	21.223	44.565 21.719 246.0
7	<b>2'00.614</b>	31.605	21.169	45.196 22.644 241.6
8	<b>1'58.114</b>	30.200	21.117	44.856 21.941 241.0
9	<b>2'00.732</b> P	30.358	21.239	47.349 21.786 238.4
10	<b>2'09.899</b> *	33.238	22.217	52.152 * 22.292 169.2
11	<b>2'03.680</b>	30.230	21.183	49.968 22.299 237.8
12	<b>1'56.936</b>	30.135	<b>20.802</b>	<b>44.375</b> 21.624 240.5

23rd		<b>67</b>	Casey O'GORMAN	SIC58 Squadra Corse IRL
Runs=2	Total laps=13	Full laps=10	Valid laps=10	
1	3'04.313	35.078	22.482	47.090 22.244 165.3
2	<b>1'58.917</b>	30.546	21.194	45.310 21.867 242.1
3	<b>1'58.764</b>	30.396	21.223	45.177 21.968 238.4
4	<b>1'58.142</b>	30.618	21.408	44.477 21.639 235.8
5	<b>2'00.301</b>	30.779	21.146	46.610 21.766 240.5
6	<b>1'57.366</b>	30.297	21.036	44.390 21.643 240.0
7	<b>1'57.977</b>	30.581	20.916	44.434 22.046 238.4
8	<b>1'57.192</b>	30.164	20.761	44.660 <b>21.607</b> 237.3
9	<b>1'57.053</b>	30.081	20.768	44.534 21.670 238.9
10	<b>1'57.338</b> P	30.170	20.925	44.774 * 21.469 235.8
11	<b>2'07.597</b> *	34.356	21.545	48.710 * 22.986 161.4
12	<b>2'03.799</b>	30.475	21.159	49.814 22.351 233.7
13	<b>1'57.007</b>	<b>29.996</b>	<b>20.713</b>	<b>44.103</b> 22.195 <b>242.6</b>

24th		<b>11</b>	Adrian CRUCES	CIP Green Power SPA
Runs=2	Total laps=11	Full laps=8	Valid laps=8	
1	3'07.446	34.660	22.344	46.471 22.214 165.1
2	<b>1'58.845</b>	30.542	21.535	44.894 21.874 238.4
3	<b>1'57.562</b>	30.359	21.189	44.407 <b>21.607</b> 241.0
4	<b>1'57.360</b>	30.062	20.912	<b>44.389</b> 21.997 <b>243.7</b>
5	<b>2'00.214</b>	30.244	21.459	46.673 21.838 243.2

Lap	Lap Time	T1	T2	T3	T4	Speed
6	<b>1'57.409</b>	30.226	20.952	44.484	21.747	243.7
7	<b>1'59.891</b>	30.015	23.098	44.872	21.906	242.1
8	<b>1'504.542</b> P	30.111				238.4
9	<b>2'05.514</b>	33.914	21.954	47.483	22.163	165.8
10	<b>2'03.051</b>	30.294	21.038	49.907	21.812	240.0
11	<b>1'57.562</b>	<b>29.990</b>	<b>20.784</b>	44.792	21.996	243.7

25th		<b>5</b>	Leo RAMMERSTORFER	SIC58 Squadra Corse AUT
Runs=2	Total laps=11	Full laps=8	Valid laps=6	
1	3'03.070	35.930	22.997	46.407 22.091 153.1
2	<b>2'00.109</b> *	30.493	21.559	46.122 21.935 * 242.6
3	<b>1'59.128</b>	30.921	21.482	44.966 21.759 235.2
4	<b>1'58.432</b>	30.344	21.515	44.812 21.761 243.7
5	<b>1'59.041</b>	30.480	21.477	45.242 21.842 <b>244.3</b>
6	<b>1'58.644</b>	30.175	21.511	45.056 21.902 244.3
7	<b>1'58.654</b>	30.354	21.278	45.089 21.933 237.3
8	<b>1'58.545</b> P	30.567	21.429	45.670 20.879 233.7
9	<b>2'08.705</b>	34.467	21.722	50.243 22.273 164.8
10	<b>2'00.882</b>	30.328	21.117	47.686 <b>21.751</b> 237.8
11	<b>1'58.806</b> *	<b>30.156</b>	<b>20.896</b>	<b>44.516</b> 23.238 * 237.3

26th		<b>32</b>	Zen MITANI	Honda Team Asia JPN
Runs=2	Total laps=11	Full laps=8	Valid laps=8	
1	2'53.202	36.230	22.539	45.900 21.967 164.6
2	<b>1'59.440</b>	30.834	21.438	45.191 21.977 239.4
3	<b>1'59.272</b>	30.752	21.500	45.301 <b>21.719</b> 235.8
4	<b>1'59.485</b>	30.487	21.166	45.674 22.158 <b>242.1</b>
5	<b>1'59.231</b>	30.577	21.396	45.282 21.976 236.3
6	<b>1'59.187</b>	30.764	21.401	44.995 22.027 232.7
7	<b>1'58.557</b>	30.673	21.415	<b>44.713</b> 21.756 229.7
8	<b>1'59.954</b> P	30.869	21.612	46.155 21.318 234.2
9	<b>2'08.083</b>	34.855	21.974	48.986 22.268 161.6
10	<b>2'02.553</b>	30.703	21.239	47.357 23.254 230.2
11	<b>1'59.122</b>	<b>30.440</b>	<b>21.094</b>	44.811 22.777 236.8

**Fastest Lap:** Scott OGDEN GBR CIP Green Power **1'55.812** 29.710 20.653 43.821 21.628

These data/results cannot be reproduced, stored and/or transmitted in whole or in part by any manner of electronic, mechanical, photocopying, recording, broadcasting or otherwise now known or herein after developed without the previous express consent by the copyright owner, except for reproduction in daily press and regular printed publications on sale to the public within 60 days of the event related to those data/results and always provided that copyright symbol appears together as follows below.

© MotoGP Sports Entertainment Group, 2026

Official MotoGP Timing by  TISSOT

www.motogp.com

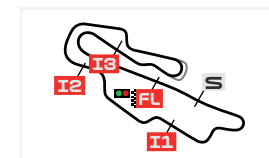
Mugello, Friday, May 29, 2026

Page 4 of 4

# BEST PARTIAL TIMES

## BREMBRO GRAND PRIX OF ITALY

### PRACTICE



Autodromo Internazionale del Mugello 5245 m.

*IT* Ideal Lap Time, sum of the best partial times

*BT* Best Lap Time

Pos	T1		T2		T3		T4		Pos	Rider	IT	BT	
	Rider	Time	Rider	Time	Rider	Time	Rider	Time					
1	R.MOODLEY	29.698	A.FERNANDEZ	20.536	M.MORELLI	43.738	E.O'SHEA	21.404	1	S.OGDEN	1'55.812	1'55.812	(1)
2	<b>S.OGDEN</b>	<b>29.710</b>	<b>D.MUÑOZ</b>	<b>20.556</b>	<b>A.FERNANDEZ</b>	<b>43.815</b>	<b>R.SALMELA</b>	<b>21.533</b>	2	A.FERNANDEZ	1'55.819	1'55.963	(3)
3	B.URIARTE	29.727	J.ESTEBAN	20.626	J.RIOS	43.815	J.ESTEBAN	21.550	3	M.MORELLI	1'55.848	1'55.848	(2)
4	<b>D.MUÑOZ</b>	<b>29.744</b>	<b>B.URIARTE</b>	<b>20.633</b>	<b>S.OGDEN</b>	<b>43.821</b>	<b>R.MOODLEY</b>	<b>21.559</b>	4	B.URIARTE	1'55.974	1'56.506	(15)
5	M.MORELLI	29.750	S.OGDEN	20.653	D.ALMANSA	43.843	J.KELSO	21.564	5	D.ALMANSA	1'55.989	1'56.195	(6)
6	<b>J.KELSO</b>	<b>29.833</b>	<b>D.ALMANSA</b>	<b>20.658</b>	<b>V.PRATAMA</b>	<b>43.914</b>	<b>B.URIARTE</b>	<b>21.567</b>	6	D.MUÑOZ	1'56.043	1'56.056	(4)
7	R.YAMANAKA	29.839	M.MORELLI	20.659	H.DANISH	43.930	D.ALMANSA	21.574	7	J.KELSO	1'56.141	1'56.393	(11)
8	<b>V.PERRONE</b>	<b>29.842</b>	<b>V.PERRONE</b>	<b>20.661</b>	<b>R.YAMANAKA</b>	<b>43.979</b>	<b>D.MUÑOZ</b>	<b>21.575</b>	8	V.PERRONE	1'56.155	1'56.155	(5)
9	A.FERNANDEZ	29.853	M.QUILES	20.707	J.KELSO	43.994	G.PINI	21.590	9	J.ESTEBAN	1'56.193	1'56.232	(7)
10	<b>M.BERTELLE</b>	<b>29.864</b>	<b>C.BUCHANAN</b>	<b>20.713</b>	<b>V.PERRONE</b>	<b>44.012</b>	<b>N.CARRARO</b>	<b>21.593</b>	10	R.YAMANAKA	1'56.224	1'56.283	(8)
11	A.CARPE	29.875	C.O'GORMAN	20.713	B.URIARTE	44.047	A.CARPE	21.606	11	V.PRATAMA	1'56.261	1'56.305	(9)
12	<b>M.QUILES</b>	<b>29.890</b>	<b>G.PINI</b>	<b>20.719</b>	<b>A.CARPE</b>	<b>44.057</b>	<b>A.CRUCES</b>	<b>21.607</b>	12	M.QUILES	1'56.309	1'56.434	(14)
13	R.SALMELA	29.892	J.RIOS	20.727	M.QUILES	44.101	C.O'GORMAN	21.607	13	R.MOODLEY	1'56.313	1'56.541	(16)
14	<b>J.ESTEBAN</b>	<b>29.908</b>	<b>R.YAMANAKA</b>	<b>20.728</b>	<b>C.O'GORMAN</b>	<b>44.103</b>	<b>M.QUILES</b>	<b>21.611</b>	14	J.RIOS	1'56.315	1'56.341	(10)
15	D.ALMANSA	29.914	V.PRATAMA	20.734	J.ESTEBAN	44.109	C.BUCHANAN	21.613	15	A.CARPE	1'56.362	1'56.409	(12)
16	<b>G.PINI</b>	<b>29.929</b>	<b>J.KELSO</b>	<b>20.750</b>	<b>G.PINI</b>	<b>44.127</b>	<b>A.FERNANDEZ</b>	<b>21.615</b>	16	G.PINI	1'56.365	1'56.598	(17)
17	N.CARRARO	29.959	A.CRUCES	20.784	E.O'SHEA	44.129	V.PRATAMA	21.617	17	R.SALMELA	1'56.402	1'56.728	(19)
18	<b>C.BUCHANAN</b>	<b>29.987</b>	<b>M.BERTELLE</b>	<b>20.801</b>	<b>C.BUCHANAN</b>	<b>44.148</b>	<b>S.OGDEN</b>	<b>21.628</b>	18	C.O'GORMAN	1'56.419	1'57.007	(23)
19	E.O'SHEA	29.989	N.CARRARO	20.802	R.SALMELA	44.167	V.PERRONE	21.640	19	E.O'SHEA	1'56.425	1'56.425	(13)
20	<b>A.CRUCES</b>	<b>29.990</b>	<b>R.SALMELA</b>	<b>20.810</b>	<b>D.MUÑOZ</b>	<b>44.168</b>	<b>R.YAMANAKA</b>	<b>21.678</b>	20	C.BUCHANAN	1'56.461	1'56.621	(18)
21	V.PRATAMA	29.996	A.CARPE	20.824	M.BERTELLE	44.182	H.DANISH	21.685	21	M.BERTELLE	1'56.566	1'56.839	(20)
22	<b>C.O'GORMAN</b>	<b>29.996</b>	<b>R.MOODLEY</b>	<b>20.848</b>	<b>R.MOODLEY</b>	<b>44.208</b>	<b>M.MORELLI</b>	<b>21.701</b>	22	H.DANISH	1'56.596	1'56.854	(21)
23	J.RIOS	30.057	L.RAMMERSTOR	20.896	N.CARRARO	44.375	J.RIOS	21.716	23	N.CARRARO	1'56.729	1'56.936	(22)
24	<b>H.DANISH</b>	<b>30.083</b>	<b>H.DANISH</b>	<b>20.898</b>	<b>A.CRUCES</b>	<b>44.389</b>	<b>M.BERTELLE</b>	<b>21.719</b>	24	A.CRUCES	1'56.770	1'57.360	(24)
25	L.RAMMERSTOR	30.156	E.O'SHEA	20.903	L.RAMMERSTOR	44.516	Z.MITANI	21.719	25	L.RAMMERSTORFER	1'57.319	1'58.432	(25)

These data/results cannot be reproduced, stored and/or transmitted in whole or in part by any manner of electronic, mechanical, photocopying, recording, broadcasting or otherwise now known or herein after developed without the previous express consent by the copyright owner, except for reproduction in daily press and regular printed publications on sale to the public within 60 days of the event related to those data/results and always provided that copyright symbol appears together as follows below.

© MotoGP Sports Entertainment Group, 2026

# BEST PARTIAL TIMES

## BREMBO GRAND PRIX OF ITALY

### PRACTICE



Autodromo Internazionale del Mugello 5245 m. Mugello

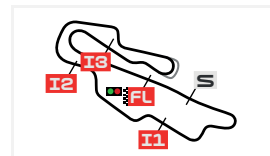
										<i>IT</i> Ideal Lap Time, sum of the best partial times		<i>BT</i> Best Lap Time	
		<i>T1</i>		<i>T2</i>		<i>T3</i>		<i>T4</i>					
<i>Pos</i>	<i>Rider</i>	<i>Time</i>	<i>Rider</i>	<i>Time</i>	<i>Rider</i>	<i>Time</i>	<i>Rider</i>	<i>Time</i>	<i>Pos</i>	<i>Rider</i>	<i>IT</i>	<i>BT</i>	
26	Z.MITANI	30.440	Z.MITANI	21.094	Z.MITANI	44.713	L.RAMMERSTOR	21.751	26	Z.MITANI	1'57.966	1'58.557	(26)

These data/results cannot be reproduced, stored and/or transmitted in whole or in part by any manner of electronic, mechanical, photocopying, recording, broadcasting or otherwise now known or herein after developed without the previous express consent by the copyright owner, except for reproduction in daily press and regular printed publications on sale to the public within 60 days of the event related to those data/results and always provided that copyright symbol appears together as follows below.  
 © MotoGP Sports Entertainment Group, 2026

## FASTEST LAPS SEQUENCE

### BREMBRO GRAND PRIX OF ITALY

#### PRACTICE




Autodromo Internazionale del Mugello 5245 m.

Practice Time	#	Rider	Nation	Motorcycle	Time	Km/h	Rider's Lap
<b>4'45.129</b>	97	<b>Marco MORELLI</b>	ARG	KTM	<b>1'58.483</b>	159.3	2
<b>4'48.194</b>	31	<b>Adrian FERNANDEZ</b>	SPA	HONDA	<b>1'57.278</b>	161.0	2
<b>6'44.787</b>	31	<b>Adrian FERNANDEZ</b>	SPA	HONDA	<b>1'56.593</b>	161.9	3
<b>11'31.877</b>	22	<b>David ALMANSA</b>	SPA	KTM	<b>1'56.525</b>	162.0	5
<b>11'32.523</b>	66	<b>Joel KELSO</b>	AUS	HONDA	<b>1'56.393</b>	162.2	5
<b>30'36.256</b>	97	<b>Marco MORELLI</b>	ARG	KTM	<b>1'56.251</b>	162.4	11
<b>31'08.096</b>	31	<b>Adrian FERNANDEZ</b>	SPA	HONDA	<b>1'55.963</b>	162.8	13
<b>34'30.295</b>	97	<b>Marco MORELLI</b>	ARG	KTM	<b>1'55.848</b>	162.9	13
<b>36'07.331</b>	19	<b>Scott OGDEN</b>	GBR	KTM	<b>1'55.812</b>	163.0	13

These data/results cannot be reproduced, stored and/or transmitted in whole or in part by any manner of electronic, mechanical, photocopying, recording, broadcasting or otherwise now known or herein after developed without the previous express consent by the copyright owner, except for reproduction in daily press and regular printed publications on sale to the public within 60 days of the event related to those data/results and always provided that copyright symbol appears together as follows below.

© MotoGP Sports Entertainment Group, 2026

Official MotoGP Timing by  TISSOT  
www.motogp.com

Mugello, Friday, May 29, 2026