

Sachsenring

3671 m.

CLASSIFICATION

LIQUI MOLY GRAND PRIX OF GERMANY

FREE PRACTICE NR. 1

#	Rider	Nation	Team	Motorcycle	Time	Lap Total	Gap	T. Speed
1	25 Raul FERNANDEZ	SPA	SuperFile Trackhouse MotoGP Team	APRILIA	1'20.829	18 22		298.3
2	93 Marc MARQUEZ	SPA	Ducati Lenovo Team	DUCATI	1'20.880	9 20	0.051 0.051	302.5
3	49 Fabio DI GIANNANTONIO	ITA	Pertamina Enduro VR46 Racing Team	DUCATI	1'20.936	11 18	0.107 0.056	300.0
4	36 Joan MIR	SPA	Honda HRC Castrol	HONDA	1'20.944	15 20	0.115 0.008	301.6
5	43 Jack MILLER	AUS	Prima Pramac Yamaha MotoGP	YAMAHA	1'21.000	20 23	0.171 0.056	296.7
6	73 Alex MARQUEZ	SPA	BK8 Gresini Racing MotoGP	DUCATI	1'21.002	6 21	0.173 0.002	301.6
7	42 Alex RINS	SPA	Monster Energy Yamaha MotoGP Team	YAMAHA	1'21.317	19 20	0.488 0.315	299.1
8	72 Marco BEZZECCHI	ITA	Aprilia Racing	APRILIA	1'21.370	7 21	0.541 0.053	303.3
9	21 Franco MORBIDELLI	ITA	Pertamina Enduro VR46 Racing Team	DUCATI	1'21.381	15 16	0.552 0.011	297.5
10	89 Jorge MARTIN	SPA	Aprilia Racing	APRILIA	1'21.492	16 21	0.663 0.111	298.3
11	12 Maverick VIÑALES	SPA	Red Bull KTM Tech3	KTM	1'21.500	10 17	0.671 0.008	301.6
12	37 Pedro ACOSTA	SPA	Red Bull KTM Factory Racing	KTM	1'21.585	12 20	0.756 0.085	301.6
13	33 Brad BINDER	RSA	Red Bull KTM Factory Racing	KTM	1'21.589	6 23	0.760 0.004	300.8
14	23 Enea BASTIANINI	ITA	Red Bull KTM Tech3	KTM	1'21.593	5 20	0.764 0.004	303.3
15	20 Fabio QUARTARARO	FRA	Monster Energy Yamaha MotoGP Team	YAMAHA	1'21.685	6 20	0.856 0.092	295.0
16	7 Toprak RAZGATLIOGLU	TUR	Prima Pramac Yamaha MotoGP	YAMAHA	1'21.726	20 22	0.897 0.041	298.3
17	79 Ai OGURA	JPN	SuperFile Trackhouse MotoGP Team	APRILIA	1'21.750	24 24	0.921 0.024	303.3
18	11 Diogo MOREIRA	BRA	Pro Honda LCR	HONDA	1'21.750	13 21	0.921	300.8
19	63 Francesco BAGNAIA	ITA	Ducati Lenovo Team	DUCATI	1'21.765	9 17	0.936 0.015	301.6
20	10 Luca MARINI	ITA	Honda HRC Castrol	HONDA	1'21.789	15 21	0.960 0.024	300.8
21	35 Cal CRUTCHLOW	GBR	Castrol Honda LCR	HONDA	1'22.583	17 18	1.754 0.794	298.3

 Practice condition: **Dry**

Air: 19°

Humidity: 68%

Ground: 31°

Fastest Lap:	Lap: 18	Raul FERNANDEZ	1'20.829	163.5 Km/h
Best Race Lap:	2024	Jorge MARTIN	1'20.667	163.8 Km/h
All-Time Lap Record:	2025	Fabio DI GIANNANTONIO	1'19.071	167.1 Km/h

The results are provisional until the end of the limit for protest and appeals.

 Time limit for protest expires 60' after publication of the results - Time: **11:44**

These data/results cannot be reproduced, stored and/or transmitted in whole or in part by any manner of electronic, mechanical, photocopying, recording, broadcasting or otherwise now known or herein after developed without the previous express consent by the copyright owner, except for reproduction in daily press and regular printed publications on sale to the public within 60 days of the event related to those data/results and always provided that copyright symbol appears together as follows below.

© MotoGP Sports Entertainment Group, 2026

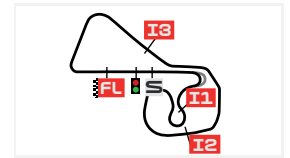
Official MotoGP Timing by

www.motogp.com

Sachsenring, Friday, July 10, 2026

TOP SPEED & AVERAGE

LIQUI MOLY GRAND PRIX OF GERMANY FREE PRACTICE NR. 1



Sachsenring

3671 m.

#	Rider	Nation	Motorcycle	Top 5 speeds					Average	Top
23	Enea BASTIANINI	ITA	KTM	303.3	302.5	301.6	301.6	300.8	301.5	303.3
72	Marco BEZZECCHI	ITA	APRILIA	303.3	303.3	302.5	301.6	300.8	302.3	303.3
79	Ai OGURA	JPN	APRILIA	303.3	302.5	301.6	300.8	300.8	301.8	303.3
93	Marc MARQUEZ	SPA	DUCATI	302.5	301.6	301.6	300.8	300.8	301.5	302.5
12	Maverick VIÑALES	SPA	KTM	301.6	300.8	300.0	300.0	300.0	300.3	301.6
36	Joan MIR	SPA	HONDA	301.6	300.8	300.8	300.8	300.0	300.7	301.6
37	Pedro ACOSTA	SPA	KTM	301.6	301.6	300.8	300.0	300.0	300.8	301.6
63	Francesco BAGNAIA	ITA	DUCATI	301.6	301.6	300.8	300.8	300.8	301.1	301.6
73	Alex MARQUEZ	SPA	DUCATI	301.6	301.6	300.8	300.8	300.8	301.0	301.6
10	Luca MARINI	ITA	HONDA	300.8	300.8	300.8	300.0	300.0	300.4	300.8
11	Diogo MOREIRA	BRA	HONDA	300.8	300.8	300.0	300.0	299.1	299.8	300.8
33	Brad BINDER	RSA	KTM	300.8	300.8	300.0	300.0	300.0	300.3	300.8
49	Fabio DI GIANNANTONIO	ITA	DUCATI	300.0	300.0	299.1	299.1	299.1	299.3	300.0
42	Alex RINS	SPA	YAMAHA	299.1	297.5	297.5	297.5	296.7	297.7	299.1
7	Toprak RAZGATLIOGLU	TUR	YAMAHA	298.3	297.5	296.7	296.7	296.7	297.1	298.3
25	Raul FERNANDEZ	SPA	APRILIA	298.3	297.5	297.5	297.5	296.7	297.4	298.3
35	Cal CRUTCHLOW	GBR	HONDA	298.3	297.5	296.7	296.7	295.8	297.0	298.3
89	Jorge MARTIN	SPA	APRILIA	298.3	298.3	298.3	298.3	297.5	298.0	298.3
21	Franco MORBIDELLI	ITA	DUCATI	297.5	296.7	296.7	295.0	294.2	295.5	297.5
43	Jack MILLER	AUS	YAMAHA	296.7	296.7	296.7	296.7	296.7	296.7	296.7
20	Fabio QUARTARARO	FRA	YAMAHA	295.0	295.0	294.2	294.2	294.2	294.4	295.0

These data/results cannot be reproduced, stored and/or transmitted in whole or in part by any manner of electronic, mechanical, photocopying, recording, broadcasting or otherwise now known or herein after developed without the previous express consent by the copyright owner, except for reproduction in daily press and regular printed publications on sale to the public within 60 days of the event related to those data/results and always provided that copyright symbol appears together as follows below.

© MotoGP Sports Entertainment Group, 2026

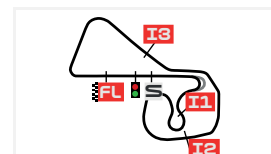
Official MotoGP Timing by www.motogp.com

Sachsenring, Friday, July 10, 2026

CHRONOLOGICAL ANALYSIS OF PERFORMANCES

LIQUI MOLY GRAND PRIX OF GERMANY

FREE PRACTICE NR. 1



Sachsenring

3671 m.

* Lap / Sector time cancelled

P Crossing the finish line in pit lane

** Tyre data subject to further updates

T1 Time from finish line to 1st intermediate

T2 Time from 1st intermed. to 2nd intermed.

T3 Time from 2nd intermed. to 3rd intermed.

T4 Time from 3rd intermediate to finish line

Lap	Lap Time	T1	T2	T3	T4	Speed	Lap	Lap Time	T1	T2	T3	T4	Speed	
1st	25	Raul FERNANDEZ		APRILIA		SPA								
		SuperFile Trackhouse MotoGP Team												
		Runs=3	Total laps=22	Full laps=17	Valid laps=17									
Run #	1	Front Tyre	Slick-Medium	Rear Tyre	Slick-Medium		Run #	1	Front Tyre	Slick-Medium	Rear Tyre	Slick-Medium		
		New Tyre		New Tyre					New Tyre		New Tyre			
1	2'00.529	22.684	28.322	19.836	21.491		4	7'55.495	19.710	26.439	19.171	20.722		
2	1'24.693	19.769	25.791	18.565	20.568	274.1	5	1'23.335	18.569	25.969	18.485	20.312	296.7	
3	1'25.121	20.419	25.802	18.344	20.556	288.7	6	1'21.891	18.099	25.385	18.348	20.059	297.5	
4	1'22.827	18.585	25.281	18.622	20.339	292.6	7	1'21.144	18.030	25.061	18.109	19.944	298.3	
5	1'22.315	18.478	25.415	18.153	20.269	296.7	8	1'21.022	17.974	25.066	18.074	19.908	297.5	
6	1'22.120	18.395	25.357	18.059	20.309	296.7	9	1'20.880	17.840	25.008	18.099	19.933	299.1	
7	1'22.081	18.376	25.357	18.137	20.211	295.8	10	1'30.323	21.859	28.713	19.047	20.704	298.3	
8	1'30.713	P	19.389	26.625	18.735	294.2	11	1'21.863	18.075	25.173	18.294	20.321	300.0	
Run #	2	Front Tyre	Slick-Medium	Rear Tyre	Slick-Medium		12	1'20.949	17.858	25.038	18.084	19.969	299.1	
		8 Laps at start		8 Laps at start			13	1'32.574	P	19.676	28.123	19.881	24.894	298.3
9	9'12.674	22.367	26.066	18.632	20.567		Run #	3	Front Tyre	Slick-Medium	Rear Tyre	Slick-Medium		
10	1'23.285	18.848	25.754	18.330	20.353	291.1			13 Laps at start		13 Laps at start			
11	1'22.679	18.501	25.429	18.350	20.399	294.2	14	10'19.465	21.006	26.710	19.193	20.990		
12	1'22.511	18.490	25.423	18.325	20.273	293.4	15	1'23.232	18.453	25.646	18.651	20.482	298.3	
13	1'22.358	18.395	25.432	18.252	20.279	295.8	16	1'22.032	18.169	25.226	18.446	20.191	300.8	
14	1'22.118	18.288	25.334	18.205	20.291	295.8	17	1'21.448	17.987	25.150	18.213	20.098	301.6	
15	1'22.145	18.334	25.331	18.227	20.253	295.8	18	1'21.450	17.949	25.176	18.196	20.129	300.8	
16	1'35.560	P	19.863	30.407	19.216	294.2	19	1'28.490	20.398	27.905	18.974	21.213	301.6	
Run #	3	Front Tyre	Slick-Soft	Rear Tyre	Slick-Medium		20	1'21.262	17.965	25.114	18.087	20.096	302.5	
		New Tyre		New Tyre			Run #	49	Front Tyre	Slick-Medium	Rear Tyre	Slick-Medium		
17	8'05.567	20.656	25.598	18.397	20.144				13 Laps at start		13 Laps at start			
18	1'20.829	18.058	24.968	17.896	19.907	297.5	14	10'19.465	21.006	26.710	19.193	20.990		
19	1'20.919	18.043	24.892	17.966	20.018	298.3	15	1'23.232	18.453	25.646	18.651	20.482	298.3	
20	1'25.214	20.164	26.502	18.248	20.300	285.7	16	1'22.032	18.169	25.226	18.446	20.191	300.8	
21	1'21.061	17.987	25.016	17.983	20.075	297.5	17	1'21.448	17.987	25.150	18.213	20.098	301.6	
22	1'21.450	18.050	25.073	18.151	20.176	297.5	18	1'21.450	17.949	25.176	18.196	20.129	300.8	
Run #	1	Front Tyre	Slick-Medium	Rear Tyre	Slick-Medium		19	1'28.490	20.398	27.905	18.974	21.213	301.6	
		New Tyre		New Tyre			20	1'21.262	17.965	25.114	18.087	20.096	302.5	
1	2'09.357	20.163	26.813	19.747	20.756		Run #	3	Front Tyre	Slick-Medium	Rear Tyre	Slick-Medium		
2	1'22.802	18.561	25.440	18.449	20.352	295.0			12 Laps at start		12 Laps at start			
3	3'38.224	P	18.113	2'34.760	20.352	298.3	13	11'07.120	20.281	26.085	18.730	20.443		
Run #	2	Front Tyre	Slick-Medium	Rear Tyre	Slick-Medium		14	1'21.964	18.157	25.350	18.301	20.156	299.1	
		3 Laps at start		3 Laps at start			Run #	2	Front Tyre	Slick-Medium	Rear Tyre	Slick-Medium		
1	2'09.357	20.163	26.813	19.747	20.756				7 Laps at start		7 Laps at start			
2	1'22.802	18.561	25.440	18.449	20.352	295.0	8	9'04.259	22.684	25.660	18.700	20.377		
3	3'38.224	P	18.113	2'34.760	20.352	298.3	9	1'21.679	18.233	25.035	18.204	20.207	295.8	
Run #	1	Front Tyre	Slick-Medium	Rear Tyre	Slick-Medium		10	1'20.996	18.012	24.935	17.909	20.140	299.1	
		New Tyre		New Tyre			11	1'20.936	17.981	24.936	17.924	20.095	299.1	
1	2'09.357	20.163	26.813	19.747	20.756		12	1'28.851	P	17.947	26.099	18.694	26.111	298.3
2	1'22.802	18.561	25.440	18.449	20.352	295.0	Run #	3	Front Tyre	Slick-Medium	Rear Tyre	Slick-Medium		
3	3'38.224	P	18.113	2'34.760	20.352	298.3			12 Laps at start		12 Laps at start			
Run #	2	Front Tyre	Slick-Medium	Rear Tyre	Slick-Medium		13	11'07.120	20.281	26.085	18.730	20.443		
		3 Laps at start		3 Laps at start			14	1'21.964	18.157	25.350	18.301	20.156	299.1	
1	2'09.357	20.163	26.813	19.747	20.756		Run #	3	Front Tyre	Slick-Medium	Rear Tyre	Slick-Medium		
2	1'22.802	18.561	25.440	18.449	20.352	295.0			12 Laps at start		12 Laps at start			
3	3'38.224	P	18.113	2'34.760	20.352	298.3	13	11'07.120	20.281	26.085	18.730	20.443		
Run #	1	Front Tyre	Slick-Medium	Rear Tyre	Slick-Medium		14	1'21.964	18.157	25.350	18.301	20.156	299.1	
		New Tyre		New Tyre			Run #	3	Front Tyre	Slick-Medium	Rear Tyre	Slick-Medium		
1	2'09.357	20.163	26.813	19.747	20.756				12 Laps at start		12 Laps at start			
2	1'22.802	18.561	25.440	18.449	20.352	295.0	13	11'07.120	20.281	26.085	18.730	20.443		
3	3'38.224	P	18.113	2'34.760	20.352	298.3	14	1'21.964	18.157	25.350	18.301	20.156	299.1	

Fastest Lap: Raul FERNANDEZ SPA SuperFile Trackhouse MotoGP Team **1'20.829** 18.058 24.968 17.896 19.907

These data/results cannot be reproduced, stored and/or transmitted in whole or in part by any manner of electronic, mechanical, photocopying, recording, broadcasting or otherwise now known or herein after developed without the previous express consent by the copyright owner, except for reproduction in daily press and regular printed publications on sale to the public within 60 days of the event related to those data/results and always provided that copyright symbol appears together as follows below.

© MotoGP Sports Entertainment Group, 2026

Official MotoGP Timing by

www.motogp.com

Sachsenring, Friday, July 10, 2026

Free Practice Nr. 1

MotoGP™

Lap	Lap Time	T1	T2	T3	T4	Speed
15	1'21.540	18.046	25.162	18.077	20.255	299.1
16	1'26.216 P	18.070	25.209	18.129	24.808	299.1
Run #	4	Front Tyre	Slick-Medium	Rear Tyre	Slick-Medium	
		16 Laps at start		16 Laps at start		
17	4'21.079	20.646	25.560	18.378	20.429	
18	1'22.056	18.161	25.117	18.293	20.485	297.5

4th **36** **Joan MIR** HONDA SPA
Honda HRC Castrol

Runs=3 Total laps=20 Full laps=15 Valid laps=15

Run #	1	Front Tyre	Slick-Soft	Rear Tyre	Slick-Medium	
		New Tyre		New Tyre		
1	2'10.791	25.124	28.781	20.014	21.008	
2	1'23.012	18.895	25.348	18.471	20.298	283.4
3	1'22.329	18.281	25.391	18.379	20.278	297.5
4	1'21.495	17.982	25.051	18.268	20.194	300.0
5	1'21.441	17.888	25.132	18.233	20.188	297.5
6	1'31.897 P	17.992	28.345	19.386	26.174	298.3

Run #	2	Front Tyre	Slick-Soft	Rear Tyre	Slick-Medium	
		6 Laps at start		6 Laps at start		
7	10'58.487	19.582	26.425	18.823	20.413	
8	1'22.335	18.326	25.292	18.440	20.277	295.0
9	1'22.065	18.109	25.141	18.447	20.368	297.5
10	1'21.870	18.095	25.218	18.352	20.205	296.7
11	1'27.566	18.049	25.178	23.157	21.182	298.3
12	1'29.089 P	18.117	25.254	18.343	27.375	299.1

Run #	3	Front Tyre	Slick-Medium	Rear Tyre	Slick-Medium	
		New Tyre		New Tyre		
13	8'44.950	19.822	26.029	18.671	20.303	
14	1'21.648	18.141	25.209	18.323	19.975	300.8
15	1'20.944	17.958	24.859	18.144	19.983	300.0
16	1'24.785	17.986	25.019	21.373	20.407	301.6
17	1'21.760	18.129	25.119	18.314	20.198	300.8
18	1'21.502	18.014	25.044	18.323	20.121	298.3
19	1'25.181	17.949	27.404	19.315	20.513	300.8
20	1'21.847	18.043	25.244	18.310	20.250	299.1

5th **43** **Jack MILLER** YAMAHA AUS
Prima Pramac Yamaha MotoGP

Runs=3 Total laps=23 Full laps=18 Valid laps=18

Run #	1	Front Tyre	Slick-Soft	Rear Tyre	Slick-Medium	
		New Tyre		New Tyre		
1	1'49.053	20.041	26.725	19.105	20.794	
2	1'24.504	19.540	26.071	18.517	20.376	290.3
3	1'22.287	18.469	25.308	18.297	20.213	291.8
4	1'22.044	18.389	25.225	18.303	20.127	293.4
5	1'21.819	18.196	25.257	18.225	20.141	296.7
6	1'21.688	18.104	25.290	18.132	20.162	294.2
7	1'21.875	18.154	25.250	18.190	20.281	296.7
8	1'35.601 P	22.035	28.129	19.965	25.472	290.3

Run #	2	Front Tyre	Slick-Soft	Rear Tyre	Slick-Medium	
		8 Laps at start		8 Laps at start		
9	8'05.077	20.457	26.711	19.182	20.625	
10	1'22.927	18.466	25.624	18.544	20.293	290.3
11	1'22.102	18.125	25.360	18.307	20.310	291.1
12	1'22.376	18.160	25.419	18.281	20.516	295.8

Fastest Lap: Raul FERNANDEZ SPA SuperFile Trackhouse MotoGP Team **1'20.829** 18.058 24.968 17.896 19.907

These data/results cannot be reproduced, stored and/or transmitted in whole or in part by any manner of electronic, mechanical, photocopying, recording, broadcasting or otherwise now known or herein after developed without the previous express consent by the copyright owner, except for reproduction in daily press and regular printed publications on sale to the public within 60 days of the event related to those data/results and always provided that copyright symbol appears together as follows below.

© MotoGP Sports Entertainment Group, 2026

Official MotoGP Timing by **TISSOT**

www.motogp.com

Sachsenring, Friday, July 10, 2026

Page 2 of 7



Lap	Lap Time	T1	T2	T3	T4	Speed
13	1'23.049	18.510	25.570	18.422	20.547	292.6
14	1'22.546	18.212	25.514	18.411	20.409	292.6
15	1'22.286	18.113	25.440	18.337	20.396	293.4
16	1'31.139 P	18.804	28.395	19.012	24.928	295.0

Run #	3	Front Tyre	Slick-Soft	Rear Tyre	Slick-Medium	
		New Tyre		New Tyre		

17	8'14.859	19.719	26.814	19.394	21.776	
18	1'21.184	18.015	24.909	18.190	20.070	296.7
19	1'28.739	20.618	27.842	19.847	20.432	293.4
20	1'21.000	17.933	24.907	18.068	20.092	296.7
21	1'37.300	19.850	28.410	19.008	30.032	296.7
22	1'21.623	18.041	25.039	18.280	20.263	295.0
23	1'21.249	17.931	25.003	18.116	20.199	295.8

6th **73** **Alex MARQUEZ** DUCATI SPA
BK8 Gresini Racing MotoGP

Runs=3 Total laps=21 Full laps=16 Valid laps=15

Run #	1	Front Tyre	Slick-Medium	Rear Tyre	Slick-Medium	
		New Tyre		New Tyre		
1	2'01.460	20.359	28.438	20.135	21.786	
2	1'24.996	19.094	25.830	18.656	21.416	283.4
3	1'22.174	18.418	25.172	18.333	20.251	296.7
4	1'21.256	18.108	24.894	18.205	20.049	298.3
5	1'23.414 *	18.053	24.853	20.113	20.395	299.1
6	1'21.002	18.018	24.888	18.105	19.991	299.1
7	1'21.212	18.023	24.936	18.083	20.170	299.1
8	1'29.198 P	19.109	26.609	18.792	24.688	300.0

Run #	2	Front Tyre	Slick-Medium	Rear Tyre	Slick-Medium	
		8 Laps at start		8 Laps at start		
9	12'11.498	23.462	26.575	19.359	20.858	
10	1'22.254	18.364	25.242	18.356	20.292	299.1
11	1'21.869	18.104	25.132	18.231	20.402	300.8
12	1'21.292	18.021	25.018	18.073	20.180	300.8
13	1'21.507	18.140	25.054	18.162	20.151	301.6
14	1'21.465	18.085	25.093	18.129	20.158	301.6
15	1'29.736 P	19.426	27.136	18.618	24.556	300.0

Run #	3	Front Tyre	Slick-Medium	Rear Tyre	Slick-Medium	
		15 Laps at start		15 Laps at start		
16	6'37.895	20.246	26.690	19.106	20.659	
17	1'22.565	18.307	25.445	18.496	20.317	300.0
18	1'21.888	18.274	25.225	18.204	20.185	300.8
19	1'21.556	18.032	25.183	18.148	20.193	300.8
20	1'21.832	18.025	25.116	18.409	20.282	300.8
21	1'21.655	18.116	25.148	18.187	20.204	300.0

7th **42** **Alex RINS** YAMAHA SPA
Monster Energy Yamaha MotoGP Team

Runs=3 Total laps=20 Full laps=14 Valid laps=14

Run #	1	Front Tyre	Slick-Soft	Rear Tyre	Slick-Medium	
		New Tyre		New Tyre		
1	1'37.828	19.355	27.233	19.276	21.249	
2	1'24.446	18.935	26.229	18.786	20.496	291.1
3	1'22.655	18.451	25.676	18.346	20.182	291.8
4	1'21.795	18.230	25.380	18.200	19.985	296.7
5	1'28.830	20.133	30.027	18.461	20.209	295.8
6	1'22.186	18.209	25.253	18.267	20.457	295.8

Free Practice Nr. 1

MotoGP™

Lap	Lap Time	T1	T2	T3	T4	Speed
7	1'26.965 P	18.113	25.487	18.314	25.051	297.5
Run #	2	Front Tyre	Slick-Soft	Rear Tyre	Slick-Medium	
			7 Laps at start		7 Laps at start	
8	8'29.104	21.422	26.541	19.001	21.957	
9	1'24.567	18.769	26.142	18.915	20.741	291.1
10	1'22.655	18.324	25.504	18.515	20.312	293.4
11	1'25.110	19.332	26.351	18.819	20.608	294.2
12	1'22.343	18.245	25.398	18.427	20.273	293.4
13	1'22.407	18.290	25.399	18.406	20.312	295.8
14	1'32.242 P	20.125	27.767	19.241	25.109	295.8
Run #	3	Front Tyre	Slick-Medium	Rear Tyre	Slick-Medium	
			New Tyre		New Tyre	
15	10'56.715	18.725	26.121	18.812	20.535	
16	1'23.330	18.656	25.721	18.441	20.512	295.0
17	1'21.578	18.170	25.271	18.129	20.008	297.5
18	1'22.428	18.394	25.507	18.355	20.172	295.8
19	1'21.317	18.051	25.061	18.101	20.104	299.1
20	1'33.020 P	23.505	26.462	18.922	24.131	297.5

8th **72** **Marco BEZZECCHI** APRILIA ITA
Aprilia Racing

Runs=3 Total laps=21 Full laps=16 Valid laps=16

Run #	1	Front Tyre	Slick-Soft	Rear Tyre	Slick-Medium	
			New Tyre		New Tyre	
1	1'45.527	20.355	25.954	19.171	20.781	
2	1'22.156	18.494	25.319	18.220	20.123	295.0
3	1'21.798	18.214	25.224	18.287	20.073	294.2
4	1'21.676	18.129	25.085	18.395	20.067	299.1
5	1'21.379	18.059	25.198	17.940	20.182	300.0
6	1'27.588	22.756	26.112	18.332	20.388	293.4
7	1'21.370	18.060	25.052	17.992	20.266	300.8
8	1'27.973 P	18.433	25.799	18.486	25.255	295.0

Run #	2	Front Tyre	Slick-Soft	Rear Tyre	Slick-Medium	
			8 Laps at start		8 Laps at start	
9	11'27.072	23.667	26.177	18.866	20.629	
10	1'22.034	18.150	25.346	18.299	20.239	300.0
11	1'21.459	18.016	25.176	18.112	20.155	298.3
12	1'21.962	18.045	25.366	18.239	20.312	300.0
13	1'22.097	18.031	25.374	18.388	20.304	299.1
14	1'22.013	18.078	25.404	18.345	20.186	299.1
15	1'30.249 P	19.493	26.587	19.119	25.050	294.2

Run #	3	Front Tyre	Slick-Medium	Rear Tyre	Slick-Medium	
			New Tyre		15 Laps at start	
16	8'09.454	21.895	25.867	18.717	20.484	
17	1'22.674	18.444	25.476	18.440	20.314	300.0
18	1'21.808	18.088	25.300	18.258	20.162	302.5
19	1'21.936	18.119	25.345	18.259	20.213	301.6
20	1'21.910	18.006	25.361	18.229	20.314	303.3
21	1'21.931	18.048	25.305	18.275	20.303	303.3

9th **21** **Franco MORBIDELLI** DUCATI ITA
Pertamina Enduro VR46 Racing Team

Runs=4 Total laps=16 Full laps=10 Valid laps=13

Run #	1	Front Tyre	Slick-Medium	Rear Tyre	Slick-Medium	
			New Tyre		New Tyre	
1	2'25.406 P	30.395	36.557	25.407	32.604	

Lap	Lap Time	T1	T2	T3	T4	Speed
2	9'09.327	25.804	27.984	20.341	21.535	
3	1'26.379	19.656	26.574	19.416	20.733	283.4
4	1'23.855	18.526	25.858	18.909	20.562	294.2
5	1'24.309	18.787	26.040	18.933	20.549	290.3
6	1'22.055	18.218	25.293	18.242	20.302	293.4
7	1'21.754	18.181	25.127	18.171	20.275	295.0
8	1'35.199 P	20.718	28.192	19.960	26.329	291.1

Run #	3	Front Tyre	Slick-Medium	Rear Tyre	Slick-Medium	
			8 Laps at start		missing data Laps at start	
9	9'09.086	21.188	27.371	19.564	20.890	
10	1'23.576	18.547	25.780	18.823	20.426	293.4
11	1'21.864	18.153	25.156	18.188	20.367	294.2
	unfinished	18.175				293.4

Run #	4	Front Tyre	Slick-Medium	Rear Tyre	Slick-Medium	
			New Tyre		New Tyre	
12	1'30.111	23.227	26.962	19.279	20.643	
13	1'22.816	18.410	25.561	18.574	20.271	296.7
14	1'21.522	18.101	25.097	18.149	20.175	296.7
15	1'21.381	18.042	25.069	18.086	20.184	297.5
16	1'21.616	17.992	25.211	18.241	20.172	294.2

10th **89** **Jorge MARTIN** APRILIA SPA
Aprilia Racing

Runs=4 Total laps=21 Full laps=14 Valid laps=12

Run #	1	Front Tyre	Slick-Medium	Rear Tyre	Slick-Medium	
			New Tyre		New Tyre	
1	1'52.702	20.837	27.292	19.052	20.747	
2	1'24.428	19.700	25.750	18.696	20.282	294.2
3	1'22.452	18.532	25.336	18.440	20.144	292.6
4	1'22.072	18.447	25.281	18.205	20.139	296.7
5	1'25.720 *	19.584	27.136 *	18.713	20.287	291.1
6	1'23.871	18.384	26.971	18.449	20.067	295.8
7	1'21.767	18.266	25.202	18.089	20.210	297.5
8	1'32.659 P	19.224	29.355	18.659	25.421	297.5

Run #	2	Front Tyre	Slick-Medium	Rear Tyre	Slick-Medium	
			8 Laps at start		8 Laps at start	
9	8'30.819	20.434	26.524	18.710	20.467	
10	1'23.001	18.688	25.699	18.450	20.164	292.6
11	1'22.584	18.373	25.540	18.462	20.209	296.7
12	1'22.139	18.295	25.320	18.345	20.179	296.7
13	1'27.937 P	18.266	25.239	19.518	24.914	298.3

Run #	3	Front Tyre	Slick-Soft	Rear Tyre	Slick-Medium	
			New Tyre		New Tyre	
14	6'55.389	19.461	25.697	18.474	20.256	
15	1'23.784 *	18.293	26.781 *	18.548	20.162	298.3
16	1'21.492	18.184	25.046	18.275	19.987	296.7
17	1'21.514	18.061	25.193	18.227	20.033	298.3
18	1'24.414	18.925	26.715	18.466	20.308	297.5
19	1'26.924 P	18.354	25.417	18.605	24.548	298.3

Run #	4	Front Tyre	Slick-Soft	Rear Tyre	Slick-Medium	
			6 Laps at start		6 Laps at start	
20	4'10.049	19.868	25.860	18.581	20.391	
21	1'23.153	18.428	25.373	18.645	20.707	295.8

Fastest Lap: Raul FERNANDEZ SPA SuperFile Trackhouse MotoGP Team **1'20.829** 18.058 24.968 17.896 19.907

These data/results cannot be reproduced, stored and/or transmitted in whole or in part by any manner of electronic, mechanical, photocopying, recording, broadcasting or otherwise now known or herein after developed without the previous express consent by the copyright owner, except for reproduction in daily press and regular printed publications on sale to the public within 60 days of the event related to those data/results and always provided that copyright symbol appears together as follows below.

© MotoGP Sports Entertainment Group, 2026

Official MotoGP Timing by **TISSOT**

www.motogp.com

Sachsenring, Friday, July 10, 2026



Free Practice Nr. 1

MotoGP™

Lap	Lap Time	T1	T2	T3	T4	Speed
11th	12	Maverick VIÑALES		KTM		SPA
		Red Bull KTM Tech3				
		Runs=3	Total laps=17	Full laps=12	Valid laps=14	
Run #	1	Front Tyre	Slick-Medium	Rear Tyre	Slick-Medium	
		New Tyre		New Tyre		
1	2'15.027	19.748	27.373	20.054	21.494	
2	1'24.641	18.896	26.153	18.924	20.668	291.8
3	1'23.882 *	18.476	26.072 *	18.859	20.475	297.5
4	1'22.684	18.260	25.602	18.438	20.384	296.7
5	1'22.169	17.968	25.478	18.409	20.314	297.5
6	1'22.101	18.035	25.385	18.376	20.305	298.3
7	1'23.704	17.966	25.812	19.378	20.548	299.1
	unfinished	18.036	25.440			297.5
Run #	2	Front Tyre	Slick-Soft	Rear Tyre	Slick-Medium	
		New Tyre		New Tyre		
8	1'25.671	19.704	26.073	19.145	20.749	
9	1'22.415	18.279	25.508	18.376	20.252	299.1
10	1'21.500	17.969	25.196	18.174	20.161	300.0
11	1'29.272 P	18.628	27.216	19.229	24.199	300.0
Run #	3	Front Tyre	Slick-Soft	Rear Tyre	Slick-Medium	
		4 Laps at start		4 Laps at start		
12	9'35.105	18.797	25.708	18.410	20.379	
13	1'23.065	18.239	25.256	19.251	20.319	300.8
14	1'22.359	18.032	25.402	18.601	20.324	300.0
15	1'22.113	18.088	25.335	18.418	20.272	301.6
16	1'22.069	18.091	25.353	18.364	20.261	300.0
17	1'22.250	18.055	25.276	18.548	20.371	300.0

12th	37	Pedro ACOSTA		KTM		SPA
		Red Bull KTM Factory Racing				
		Runs=3	Total laps=20	Full laps=14	Valid laps=14	
Run #	1	Front Tyre	Slick-Medium	Rear Tyre	Slick-Medium	
		New Tyre		New Tyre		
1	1'37.980	19.716	27.848	19.466	22.243	
2	1'24.078	19.094	25.933	18.583	20.468	268.6
3	1'22.548	18.482	25.536	18.382	20.148	297.5
4	1'21.910	18.198	25.412	18.173	20.127	298.3
5	1'21.742	18.095	25.299	18.191	20.157	296.7
6	1'21.820	18.179	25.260	18.223	20.158	297.5
7	1'37.155 P	21.354	30.948	19.982	24.871	293.4
Run #	2	Front Tyre	Slick-Medium	Rear Tyre	Slick-Medium	
		7 Laps at start		7 Laps at start		
8	10'17.908	19.555	27.186	18.601	20.157	
9	1'21.952	18.207	25.319	18.288	20.138	295.8
10	1'21.608	18.009	25.238	18.177	20.184	298.3
11	1'21.674	18.019	25.267	18.249	20.139	299.1
12	1'21.585	18.055	25.268	18.154	20.108	296.7
13	1'26.354 P	18.039	25.313	18.182	24.820	299.1
Run #	3	Front Tyre	Slick-Soft	Rear Tyre	Slick-Medium	
		New Tyre		13 Laps at start		
14	10'25.692	19.317	29.058	19.422	21.066	
15	1'23.520	18.095	25.302	18.887	21.236	298.3
16	1'21.997	18.163	25.232	18.269	20.333	300.0
17	1'21.812	18.072	25.302	18.127	20.311	301.6
18	1'27.315	19.926	27.558	19.376	20.455	300.0

Lap	Lap Time	T1	T2	T3	T4	Speed
19	1'21.660	18.046	25.303	18.138	20.173	301.6
20	1'27.844 P	17.972	25.236	18.264	26.372	300.8
13th	33	Brad BINDER		KTM		RSA
		Red Bull KTM Factory Racing				
		Runs=3	Total laps=23	Full laps=18	Valid laps=18	
Run #	1	Front Tyre	Slick-Medium	Rear Tyre	Slick-Medium	
		New Tyre		New Tyre		
1	1'38.884	19.911	27.887	19.759	21.550	
2	1'24.596	18.825	26.019	18.994	20.758	281.9
3	1'22.214	18.350	25.305	18.387	20.172	291.1
4	1'21.680	18.035	25.280	18.194	20.171	297.5
5	1'21.621	18.075	25.179	18.180	20.187	300.0
6	1'21.589	18.090	25.085	18.213	20.201	295.0
7	1'42.621 P	24.615	33.099	19.301	25.606	295.0
Run #	2	Front Tyre	Slick-Medium	Rear Tyre	Slick-Medium	
		7 Laps at start		7 Laps at start		
8	7'42.874	22.272	26.900	19.288	20.709	
9	1'23.961	18.632	26.450	18.578	20.301	296.7
10	1'22.752	18.241	25.645	18.484	20.382	298.3
11	1'22.484	18.137	25.584	18.422	20.341	299.1
12	1'22.230	18.064	25.351	18.533	20.282	298.3
13	1'22.084	18.069	25.504	18.280	20.231	299.1
14	1'22.309	18.201	25.533	18.256	20.319	298.3
15	1'22.405	18.233	25.406	18.410	20.356	300.8
16	1'32.941 P	20.520	27.062	19.074	26.285	300.0
Run #	3	Front Tyre	Slick-Soft	Rear Tyre	Slick-Medium	
		New Tyre		16 Laps at start		
17	8'53.593	21.904	27.238	19.565	23.955	
18	1'23.351	18.489	25.950	18.527	20.385	300.0
19	1'22.086	18.143	25.332	18.342	20.269	300.8
20	1'22.088	18.048	25.332	18.372	20.336	299.1
21	1'22.138	18.039	25.365	18.318	20.416	298.3
22	1'22.750	18.056	25.595	18.662	20.437	299.1
23	1'22.395	18.104	25.519	18.411	20.361	299.1

14th	23	Enea BASTIANINI		KTM		ITA
		Red Bull KTM Tech3				
		Runs=3	Total laps=20	Full laps=14	Valid laps=14	
Run #	1	Front Tyre	Slick-Soft	Rear Tyre	Slick-Medium	
		New Tyre		New Tyre		
1	1'37.718	19.876	27.773	19.369	21.477	
2	1'25.152	19.711	26.224	18.739	20.478	294.2
3	1'22.900	18.627	25.550	18.410	20.313	291.8
4	1'21.751	18.284	25.225	18.225	20.017	301.6
5	1'21.593	18.183	25.186	18.075	20.149	294.2
6	1'21.853	18.144	25.218	18.155	20.336	297.5
7	1'32.233 P	20.834	27.456	18.925	25.018	292.6
Run #	2	Front Tyre	Slick-Soft	Rear Tyre	Slick-Medium	
		7 Laps at start		7 Laps at start		
8	10'38.542	19.494	26.131	19.055	20.658	
9	1'22.952	18.294	25.593	18.629	20.436	300.0
10	1'24.085	18.111	25.475	19.846	20.653	300.8
11	1'22.780	18.083	25.552	18.456	20.689	300.8
12	1'22.355	18.049	25.406	18.459	20.441	300.8
13	1'29.765 P	19.513	26.596	18.944	24.712	299.1

Fastest Lap: Raul FERNANDEZ SPA SuperFile Trackhouse MotoGP Team **1'20.829** 18.058 24.968 17.896 19.907

These data/results cannot be reproduced, stored and/or transmitted in whole or in part by any manner of electronic, mechanical, photocopying, recording, broadcasting or otherwise now known or herein after developed without the previous express consent by the copyright owner, except for reproduction in daily press and regular printed publications on sale to the public within 60 days of the event related to those data/results and always provided that copyright symbol appears together as follows below.

© MotoGP Sports Entertainment Group, 2026

Official MotoGP Timing by TISSOT

www.motogp.com

Sachsenring, Friday, July 10, 2026



Free Practice Nr. 1

MotoGP™

Lap	Lap Time	T1	T2	T3	T4	Speed
Run #	3	Front Tyre	Slick-Medium	Rear Tyre	Slick-Medium	
		New Tyre		13 Laps at start		
14	10'00.537	19.187	27.840	19.374	21.028	
15	1'22.856	18.225	25.400	18.482	20.749	293.4
16	1'22.205	18.070	25.370	18.450	20.315	302.5
17	1'21.817	17.944	25.259	18.360	20.254	301.6
18	1'27.829	19.846	28.068	19.441	20.474	300.8
19	1'22.096	18.059	25.261	18.441	20.335	300.0
20	1'29.814	P 18.010	25.422	21.774	24.608	303.3

15th **20** **Fabio QUARTARARO** YAMAHA FRA
 Monster Energy Yamaha MotoGP Team
 Runs=3 Total laps=20 Full laps=14 Valid laps=13

Run #	1	Front Tyre	Slick-Soft	Rear Tyre	Slick-Medium	Speed
		New Tyre		New Tyre		
1	2'39.229	*	21.236	28.352	* 19.543	21.437
2	1'24.226		18.762	25.930	18.961	20.573
3	1'25.609	*	18.255	27.438	* 19.140	20.776
4	1'22.331		18.258	25.459	18.304	20.310
5	1'21.897		18.118	25.370	18.203	20.206
6	1'21.685		18.034	25.280	18.142	20.229
7	1'27.934		20.405	27.479	19.142	20.908
8	1'28.719	P	18.019	25.339	19.101	* 26.260

Run #	2	Front Tyre	Slick-Soft	Rear Tyre	Slick-Medium	Speed
		8 Laps at start		8 Laps at start		
9	8'26.949		19.380	26.680	18.751	20.478
10	1'26.793	P	18.115	25.571	18.786	24.321

Run #	3	Front Tyre	Slick-Soft	Rear Tyre	Slick-Medium	Speed
		10 Laps at start		10 Laps at start		
11	9'06.963		19.851	26.438	18.847	20.721
12	1'22.247		18.101	25.439	18.303	20.404
13	1'21.936		18.042	25.419	18.273	20.202
14	1'21.933		18.080	25.356	18.221	20.276
15	1'22.006		18.050	25.432	18.266	20.258
16	1'21.906		18.093	25.316	18.214	20.283
17	1'27.430		21.164	26.842	18.721	20.703
18	1'29.246		23.765	26.417	18.666	20.398
19	1'22.024		18.072	25.323	18.304	20.325
20	1'29.073	P	20.452	26.002	18.577	24.042

16th **7** **Toprak RAZGATLIOGLU** YAMAHA TUR
 Prima Pramac Yamaha MotoGP
 Runs=3 Total laps=22 Full laps=17 Valid laps=16

Run #	1	Front Tyre	Slick-Soft	Rear Tyre	Slick-Medium	Speed
		New Tyre		New Tyre		
1	1'39.353		19.593	27.221	19.687	21.191
2	1'24.550		19.004	25.882	18.742	20.922
3	1'23.637		18.726	25.852	18.712	20.347
4	1'24.956		20.634	25.576	18.599	20.147
5	1'22.545		18.372	25.648	18.293	20.232
6	1'23.036		18.237	25.470	18.479	20.850
7	1'22.169		18.148	25.433	18.307	20.281
8	1'22.241		18.145	25.453	18.400	20.243
9	1'25.378	*	18.141	25.721	19.932	* 21.584
10	1'34.127	P	24.041	26.989	19.031	24.066

Lap	Lap Time	T1	T2	T3	T4	Speed
Run #	2	Front Tyre	Slick-Soft	Rear Tyre	Slick-Medium	
		10 Laps at start		10 Laps at start		
11	7'35.564		22.446	26.097	19.069	20.873
12	1'24.991		18.486	25.877	18.808	21.820
13	1'24.318		18.672	26.891	18.389	20.366
14	1'23.502		18.167	26.454	18.490	20.391
15	1'23.238		18.145	25.851	18.648	20.594
16	1'28.836	P	19.276	26.667	18.920	23.973

Run #	3	Front Tyre	Slick-Medium	Rear Tyre	Slick-Medium	Speed
		New Tyre		New Tyre		
17	9'35.168		21.999	26.970	19.837	21.707
18	1'22.047		18.334	25.243	18.319	20.151
19	1'27.594		20.502	28.192	18.580	20.320
20	1'21.726		18.021	25.189	18.356	20.160
21	1'21.925		17.977	25.354	18.402	20.192
22	1'24.531		18.117	25.495	19.827	21.092

17th **79** **Ai OGURA** APRILIA JPN
 SuperFile Trackhouse MotoGP Team
 Runs=3 Total laps=24 Full laps=19 Valid laps=19

Run #	1	Front Tyre	Slick-Soft	Rear Tyre	Slick-Medium	Speed
		New Tyre		New Tyre		
1	1'41.193		21.050	27.731	19.477	21.095
2	1'24.554		19.083	26.207	18.730	20.534
3	1'22.959		18.737	25.530	18.429	20.263
4	1'22.394		18.506	25.288	18.385	20.215
5	1'21.890		18.383	25.212	18.129	20.166
6	1'22.519		18.353	25.228	18.526	20.412
7	1'23.513		18.567	25.918	18.511	20.517
8	1'21.951		18.289	25.224	18.170	20.268
9	1'37.073	P	20.785	27.518	20.300	* 28.470

Run #	2	Front Tyre	Slick-Soft	Rear Tyre	Slick-Medium	Speed
		9 Laps at start		9 Laps at start		
10	7'41.764		23.612	26.996	18.706	20.776
11	1'23.319		18.561	25.864	18.489	20.405
12	1'22.391		18.328	25.514	18.199	20.350
13	1'21.852		18.127	25.362	18.182	20.181
14	1'22.385		18.181	25.558	18.338	20.308
15	1'35.613	P	21.712	27.138	19.216	27.547

Run #	3	Front Tyre	Slick-Medium	Rear Tyre	Slick-Medium	Speed
		New Tyre		15 Laps at start		
16	7'18.805		19.930	27.229	19.116	20.663
17	1'23.318		18.469	25.898	18.718	20.233
18	1'22.231		18.309	25.490	18.300	20.132
19	1'21.849		18.120	25.388	18.187	20.154
20	1'22.006		18.137	25.415	18.279	20.175
21	1'22.193		18.002	25.409	18.433	20.349
22	1'22.013		18.042	25.334	18.325	20.312
23	1'21.788		18.011	25.325	18.211	20.241
24	1'21.750		18.049	25.279	18.244	20.178

Fastest Lap: Raul FERNANDEZ SPA SuperFile Trackhouse MotoGP Team **1'20.829** 18.058 24.968 17.896 19.907

These data/results cannot be reproduced, stored and/or transmitted in whole or in part by any manner of electronic, mechanical, photocopying, recording, broadcasting or otherwise now known or herein after developed without the previous express consent by the copyright owner, except for reproduction in daily press and regular printed publications on sale to the public within 60 days of the event related to those data/results and always provided that copyright symbol appears together as follows below.

© MotoGP Sports Entertainment Group, 2026

Official MotoGP Timing by TISSOT

www.motogp.com

Sachsenring, Friday, July 10, 2026



Free Practice Nr. 1

MotoGP™

Lap	Lap Time	T1	T2	T3	T4	Speed
18th	11	Diogo MOREIRA		HONDA		BRA
		Pro Honda LCR				
		Runs=3	Total laps=21	Full laps=16	Valid laps=16	
Run #	1	Front Tyre	Slick-Soft	Rear Tyre	Slick-Medium	
		New Tyre		New Tyre		
1	1'45.866	20.970	26.447	19.238	21.193	
2	1'23.849	18.817	25.660	18.835	20.537	289.5
3	1'22.685	18.475	25.365	18.458	20.387	298.3
4	1'22.354	18.327	25.288	18.482	20.257	298.3
5	1'21.923	18.076	25.306	18.294	20.247	300.0
6	1'22.337	18.111	25.429	18.409	20.388	298.3
7	1'22.106	18.088	25.296	18.280	20.442	299.1
8	1'29.521 P	19.317	26.475	18.970	24.759	293.4
Run #	2	Front Tyre	Slick-Medium	Rear Tyre	Slick-Medium	
		New Tyre		8 Laps at start		
9	9'20.581	19.774	26.025	18.910	20.567	
10	1'23.226	18.365	25.693	18.691	20.477	297.5
11	1'22.763	18.137	25.580	18.635	20.411	299.1
12	1'22.038	18.133	25.336	18.351	20.218	300.0
13	1'21.750	18.012	25.318	18.250	20.170	300.8
14	1'22.383	18.150	25.318	18.586	20.329	300.8
15	1'26.935 P	18.208	25.471	19.180	24.076	299.1
Run #	3	Front Tyre	Slick-Medium	Rear Tyre	Slick-Medium	
		7 Laps at start		15 Laps at start		
16	9'42.296	19.453	25.996	18.807	20.509	
17	1'22.832	18.390	25.459	18.580	20.403	297.5
18	1'22.700	18.257	25.488	18.560	20.395	296.7
19	1'23.093	18.151	25.556	18.943	20.443	299.1
20	1'22.691	18.116	25.498	18.666	20.411	297.5
21	1'22.856	18.083	25.572	18.575	20.626	298.3
19th	63	Francesco BAGNAIA		DUCATI		ITA
		Ducati Lenovo Team				
		Runs=4	Total laps=17	Full laps=10	Valid laps=9	
Run #	1	Front Tyre	Slick-Medium	Rear Tyre	Slick-Medium	
		New Tyre		New Tyre		
1	1'44.549	19.920	26.279	19.070	20.818	
2	1'22.843	18.553	25.504	18.463	20.323	298.3
3	1'22.274	18.290	25.312	18.357	20.315	300.8
4	1'21.948	18.301	25.191	18.232	20.224	296.7
5	1'24.814 P	18.199	25.071	18.204	23.340	291.8
Run #	2	Front Tyre	Slick-Soft	Rear Tyre	Slick-Medium	
		New Tyre		5 Laps at start		
6	9'36.250	20.374	25.810	18.722	20.618	
7	1'22.594	18.224	25.763	18.359	20.248	296.7
8	1'22.001	18.141	25.417	18.231	20.212	298.3
9	1'21.765	18.072	25.245	18.180	20.268	297.5
10	1'29.463	21.169	28.989	18.939	20.366	299.1
11	1'26.734 P	18.028	25.320	18.552	24.834	301.6
Run #	3	Front Tyre	Slick-Soft	Rear Tyre	Slick-Medium	
		6 Laps at start		11 Laps at start		
12	8'23.825	20.662	26.310	18.929	20.514	
13	1'23.569 *	18.215	26.358 *	18.652	20.344	299.1
14	1'22.074	18.053	25.341	18.369	20.311	300.8
15	1'30.711 P	18.086	25.595	21.878	25.152	301.6

Lap	Lap Time	T1	T2	T3	T4	Speed
20th	10	Luca MARINI		HONDA		ITA
		Honda HRC Castrol				
		Runs=4	Total laps=21	Full laps=13	Valid laps=13	
Run #	1	Front Tyre	Slick-Medium	Rear Tyre	Slick-Medium	
		New Tyre		New Tyre		
16	8'07.602	21.190	26.029	18.715	20.536	
17	1'22.553	18.286	25.451	18.334	20.482	300.8
Run #	2	Front Tyre	Slick-Medium	Rear Tyre	Slick-Medium	
		7 Laps at start		7 Laps at start		
1	1'42.022	19.302	26.309	19.234	20.947	
2	1'23.810	18.869	25.628	18.752	20.561	276.2
3	1'22.480	18.365	25.351	18.503	20.261	297.5
4	1'22.099	18.286	25.180	18.357	20.276	295.0
5	1'22.027	18.305	25.310	18.170	20.242	296.7
6	1'21.911	18.177	25.291	18.197	20.246	298.3
7	1'37.290 P	25.764	27.956	19.296	24.274	297.5
Run #	3	Front Tyre	Slick-Soft	Rear Tyre	Slick-Medium	
		New Tyre		10 Laps at start		
8	7'06.386	18.913	25.898	18.902	20.772	
9	1'22.788	18.298	25.449	18.524	20.517	298.3
10	1'25.982 P	18.164	25.443	18.457	23.918	299.1
Run #	4	Front Tyre	Slick-Soft	Rear Tyre	Slick-Medium	
		New Tyre		16 Laps at start		
11	5'42.872	19.452	25.774	18.935	20.786	
12	1'22.472	18.322	25.437	18.332	20.381	296.7
13	1'21.890	18.015	25.263	18.268	20.344	300.0
14	1'21.905	18.108	25.346	18.154	20.297	300.8
15	1'21.789	17.998	25.286	18.159	20.346	300.0
16	1'31.462 P	19.301	27.222	19.619	25.320	298.3
Run #	5	Front Tyre	Slick-Soft	Rear Tyre	Slick-Medium	
		6 Laps at start		16 Laps at start		
17	5'42.432	18.378	26.178	19.022	20.694	
18	1'22.844	18.310	25.606	18.532	20.396	300.0
19	1'22.396	18.113	25.402	18.352	20.529	300.8
20	1'22.248	18.133	25.326	18.343	20.446	300.8
21	1'33.854 P	21.127	28.067	19.121	25.539	297.5
21st	35	Cal CRUTCHLOW		HONDA		GBR
		Castrol Honda LCR				
		Runs=4	Total laps=18	Full laps=12	Valid laps=13	
Run #	1	Front Tyre	Slick-Soft	Rear Tyre	Slick-Medium	
		New Tyre		New Tyre		
		unfinished		28.668		
Run #	2	Front Tyre	Slick-Medium	Rear Tyre	Slick-Medium	
		New Tyre		New Tyre		
1	1'35.523	23.084	30.458	20.267	21.714	
2	1'27.831	20.151	27.030	19.568	21.082	266.0
3	1'24.831	19.088	25.989	19.056	20.698	276.2
4	1'24.174	19.007	25.750	18.857	20.560	281.2
5	1'23.501	18.785	25.602	18.732	20.382	291.8
6	1'23.013	18.492	25.425	18.646	20.450	294.2
7	1'22.959	18.535	25.411	18.588	20.425	293.4
8	1'29.907 P	19.285	26.507	19.302	24.813	289.5

Fastest Lap: Raul FERNANDEZ SPA SuperFile Trackhouse MotoGP Team **1'20.829** 18.058 24.968 17.896 19.907

These data/results cannot be reproduced, stored and/or transmitted in whole or in part by any manner of electronic, mechanical, photocopying, recording, broadcasting or otherwise now known or herein after developed without the previous express consent by the copyright owner, except for reproduction in daily press and regular printed publications on sale to the public within 60 days of the event related to those data/results and always provided that copyright symbol appears together as follows below.

© MotoGP Sports Entertainment Group, 2026

Official MotoGP Timing by  TISSOT

www.motogp.com

Sachsenring, Friday, July 10, 2026

Page 6 of 7

Free Practice Nr. 1

MotoGP™

Lap	Lap Time	T1	T2	T3	T4	Speed	Lap	Lap Time	T1	T2	T3	T4	Speed
Run #	3	Front Tyre	Slick-Medium	Rear Tyre	Slick-Medium								
		8 Laps at start				8 Laps at start							
9	8'54.223	19.773	27.583	18.812	20.465								
10	1'23.192	18.629	25.483	18.607	20.473	294.2							
11	1'22.830	18.625	25.382	18.483	20.340	293.4							
12	1'22.713	18.414	25.351	18.532	20.416	295.8							
13	1'32.318 P	20.225	27.912	19.436	24.745	297.5							
Run #	4	Front Tyre	Slick-Medium	Rear Tyre	Slick-Medium								
		13 Laps at start				13 Laps at start							
14	6'58.846	22.601	32.265	23.960	20.970								
15	1'24.894	19.640	25.929	18.857	20.468	288.0							
16	1'22.821	18.355	25.402	18.601	20.463	298.3							
17	1'22.583	18.294	25.322	18.623	20.344	296.7							
18	1'46.049 P	22.339	30.045	24.072	29.593	296.7							

Fastest Lap:	Raul FERNANDEZ	SPA SuperFile Trackhouse MotoGP Team	1'20.829	18.058	24.968	17.896	19.907
---------------------	----------------	--------------------------------------	-----------------	--------	--------	--------	--------

These data/results cannot be reproduced, stored and/or transmitted in whole or in part by any manner of electronic, mechanical, photocopying, recording, broadcasting or otherwise now known or herein after developed without the previous express consent by the copyright owner, except for reproduction in daily press and regular printed publications on sale to the public within 60 days of the event related to those data/results and always provided that copyright symbol appears together as follows below.

© MotoGP Sports Entertainment Group, 2026

Official MotoGP Timing by  TISSOT

www.motogp.com

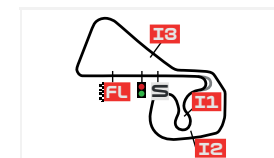
Sachsenring, Friday, July 10, 2026

Page 7 of 7



BEST PARTIAL TIMES

LIQUI MOLY GRAND PRIX OF GERMANY FREE PRACTICE NR. 1



Sachsenring

3671 m.

IT Ideal Lap Time, sum of the best partial times

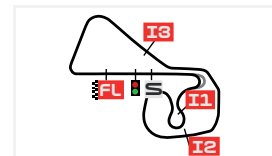
BT Best Lap Time

Pos	T1		T2		T3		T4		Pos	Rider	IT	BT	
	Rider	Time	Rider	Time	Rider	Time	Rider	Time					
1	M.MARQUEZ	17.840	A.MARQUEZ	24.853	R.FERNANDEZ	17.896	R.FERNANDEZ	19.907	1	R.FERNANDEZ	1'20.682	1'20.829	(1)
2	J.MIR	17.888	J.MIR	24.859	F.DI GIANNANT	17.909	M.MARQUEZ	19.908	2	M.MARQUEZ	1'20.830	1'20.880	(2)
3	J.MILLER	17.931	R.FERNANDEZ	24.892	M.BEZZECCHI	17.940	J.MIR	19.975	3	F.DI GIANNANTONI	1'20.834	1'20.936	(3)
4	E.BASTIANINI	17.944	F.DI GIANNANT	24.892	J.MILLER	18.068	A.RINS	19.985	4	J.MIR	1'20.866	1'20.944	(4)
5	F.DI GIANNANT	17.947	J.MILLER	24.907	A.MARQUEZ	18.073	J.MARTIN	19.987	5	A.MARQUEZ	1'20.935	1'21.002	(6)
6	M.VIÑALES	17.966	M.MARQUEZ	25.008	M.MARQUEZ	18.074	A.MARQUEZ	19.991	6	J.MILLER	1'20.976	1'21.000	(5)
7	P.ACOSTA	17.972	J.MARTIN	25.046	E.BASTIANINI	18.075	E.BASTIANINI	20.017	7	M.BEZZECCHI	1'21.065	1'21.370	(8)
8	T.RAZGATLIOG	17.977	M.BEZZECCHI	25.052	F.MORBIDELLI	18.086	M.BEZZECCHI	20.067	8	J.MARTIN	1'21.183	1'21.492	(10)
9	R.FERNANDEZ	17.987	A.RINS	25.061	J.MARTIN	18.089	J.MILLER	20.070	9	A.RINS	1'21.198	1'21.317	(7)
10	F.MORBIDELLI	17.992	F.MORBIDELLI	25.069	A.RINS	18.101	F.DI GIANNANT	20.086	10	E.BASTIANINI	1'21.222	1'21.593	(14)
11	L.MARINI	17.998	F.BAGNAIA	25.071	P.ACOSTA	18.127	P.ACOSTA	20.108	11	F.MORBIDELLI	1'21.319	1'21.381	(9)
12	A.OGURA	18.002	B.BINDER	25.085	A.OGURA	18.129	A.OGURA	20.132	12	P.ACOSTA	1'21.439	1'21.585	(12)
13	M.BEZZECCHI	18.006	L.MARINI	25.180	F.QUARTARARO	18.142	T.RAZGATLIOG	20.147	13	B.BINDER	1'21.471	1'21.589	(13)
14	D.MOREIRA	18.012	E.BASTIANINI	25.186	J.MIR	18.144	M.VIÑALES	20.161	14	A.OGURA	1'21.475	1'21.750	(17)
15	A.MARQUEZ	18.018	T.RAZGATLIOG	25.189	L.MARINI	18.154	D.MOREIRA	20.170	15	F.BAGNAIA	1'21.491	1'21.765	(19)
16	F.QUARTARAR	18.019	M.VIÑALES	25.196	M.VIÑALES	18.174	B.BINDER	20.171	16	M.VIÑALES	1'21.497	1'21.500	(11)
17	F.BAGNAIA	18.028	A.OGURA	25.212	B.BINDER	18.180	F.MORBIDELLI	20.172	17	L.MARINI	1'21.574	1'21.789	(20)
18	B.BINDER	18.035	P.ACOSTA	25.232	F.BAGNAIA	18.180	F.QUARTARAR	20.202	18	T.RAZGATLIOGLU	1'21.606	1'21.726	(16)
19	A.RINS	18.051	F.QUARTARARO	25.280	D.MOREIRA	18.250	F.BAGNAIA	20.212	19	F.QUARTARARO	1'21.643	1'21.685	(15)
20	J.MARTIN	18.061	D.MOREIRA	25.288	T.RAZGATLIOG	18.293	L.MARINI	20.242	20	D.MOREIRA	1'21.720	1'21.750	(18)
21	C.CRUTCHLOW	18.294	C.CRUTCHLOW	25.322	C.CRUTCHLOW	18.483	C.CRUTCHLOW	20.340	21	C.CRUTCHLOW	1'22.439	1'22.583	(21)

These data/results cannot be reproduced, stored and/or transmitted in whole or in part by any manner of electronic, mechanical, photocopying, recording, broadcasting or otherwise now known or herein after developed without the previous express consent by the copyright owner, except for reproduction in daily press and regular printed publications on sale to the public within 60 days of the event related to those data/results and always provided that copyright symbol appears together as follows below.

© MotoGP Sports Entertainment Group, 2026

FASTEST LAPS SEQUENCE

LIQUI MOLY GRAND PRIX OF GERMANY
FREE PRACTICE NR. 1


Sachsenring

3671 m.

Practice Time	#	Rider	Nation	Motorcycle	Time	Km/h	Rider's Lap
3'02.058	37	Pedro ACOSTA	SPA	KTM	1'24.078	157.1	2
3'05.832	10	Luca MARINI	ITA	HONDA	1'23.810	157.6	2
3'07.392	63	Francesco BAGNAIA	ITA	DUCATI	1'22.843	159.5	2
3'07.683	72	Marco BEZZECCHI	ITA	APRILIA	1'22.156	160.8	2
4'29.481	72	Marco BEZZECCHI	ITA	APRILIA	1'21.798	161.5	3
5'46.724	42	Alex RINS	SPA	YAMAHA	1'21.795	161.5	4
5'47.374	33	Brad BINDER	RSA	KTM	1'21.680	161.7	4
5'51.157	72	Marco BEZZECCHI	ITA	APRILIA	1'21.676	161.8	4
5'52.635	49	Fabio DI GIANNANTONI	ITA	DUCATI	1'21.183	162.7	4
8'54.302	73	Alex MARQUEZ	SPA	DUCATI	1'21.002	163.1	6
21'54.150	93	Marc MARQUEZ	SPA	DUCATI	1'20.880	163.3	9
40'20.125	25	Raul FERNANDEZ	SPA	APRILIA	1'20.829	163.5	18

These data/results cannot be reproduced, stored and/or transmitted in whole or in part by any manner of electronic, mechanical, photocopying, recording, broadcasting or otherwise now known or herein after developed without the previous express consent by the copyright owner, except for reproduction in daily press and regular printed publications on sale to the public within 60 days of the event related to those data/results and always provided that copyright symbol appears together as follows below.

© MotoGP Sports Entertainment Group, 2026

Official MotoGP Timing by  TISSOT
www.motogp.com

Sachsenring, Friday, July 10, 2026