

Automotodrom Brno 5403 m.

CLASSIFICATION

MONSTER ENERGY GRAND PRIX OF CZECHIA

PRACTICE

#	Rider	Nation	Team	Motorcycle	Time	Lap Total	Gap	T. Speed
1	79 Ai OGURA	JPN	SuperFile Trackhouse MotoGP Team	APRILIA	1'51.735	18 19		324.3
2	72 Marco BEZZECCHI	ITA	Aprilia Racing	APRILIA	1'51.826	21 23	0.091 0.091	328.2
3	49 Fabio DI GIANNANTONIO	ITA	Pertamina Enduro VR46 Racing Team	DUCATI	1'51.942	16 18	0.207 0.116	323.3
4	63 Francesco BAGNAIA	ITA	Ducati Lenovo Team	DUCATI	1'51.983	19 21	0.248 0.041	326.2
5	93 Marc MARQUEZ	SPA	Ducati Lenovo Team	DUCATI	1'51.988	16 21	0.253 0.005	323.3
6	37 Pedro ACOSTA	SPA	Red Bull KTM Factory Racing	KTM	1'52.228	14 18	0.493 0.240	324.3
7	36 Joan MIR	SPA	Honda HRC Castrol	HONDA	1'52.253	19 19	0.518 0.025	322.3
8	11 Diogo MOREIRA	BRA	Pro Honda LCR	HONDA	1'52.315	17 18	0.580 0.062	321.4
9	54 Fermin ALDEGUER	SPA	BK8 Gresini Racing MotoGP	DUCATI	1'52.320	14 19	0.585 0.005	319.5
10	25 Raul FERNANDEZ	SPA	SuperFile Trackhouse MotoGP Team	APRILIA	1'52.354	17 18	0.619 0.034	319.5
11	89 Jorge MARTIN	SPA	Aprilia Racing	APRILIA	1'52.365	19 21	0.630 0.011	321.4
12	12 Maverick VIÑALES	SPA	Red Bull KTM Tech3	KTM	1'52.392	20 21	0.657 0.027	323.3
13	10 Luca MARINI	ITA	Honda HRC Castrol	HONDA	1'52.424	20 21	0.689 0.032	321.4
14	20 Fabio QUARTARARO	FRA	Monster Energy Yamaha MotoGP Team	YAMAHA	1'52.533	21 23	0.798 0.109	319.5
15	73 Alex MARQUEZ	SPA	BK8 Gresini Racing MotoGP	DUCATI	1'52.556	18 19	0.821 0.023	324.3
16	23 Enea BASTIANINI	ITA	Red Bull KTM Tech3	KTM	1'52.561	17 19	0.826 0.005	322.3
17	21 Franco MORBIDELLI	ITA	Pertamina Enduro VR46 Racing Team	DUCATI	1'52.576	17 22	0.841 0.015	321.4
18	43 Jack MILLER	AUS	Prima Pramac Yamaha MotoGP	YAMAHA	1'52.583	21 22	0.848 0.007	320.4
19	33 Brad BINDER	RSA	Red Bull KTM Factory Racing	KTM	1'52.599	19 20	0.864 0.016	325.3
20	42 Alex RINS	SPA	Monster Energy Yamaha MotoGP Team	YAMAHA	1'53.020	18 19	1.285 0.421	321.4
21	7 Toprak RAZGATLIOGLU	TUR	Prima Pramac Yamaha MotoGP	YAMAHA	1'53.398	17 18	1.663 0.378	321.4
22	35 Cal CRUTCHLOW	GBR	Castrol Honda LCR	HONDA	1'53.847	19 19	2.112 0.449	321.4

Practice condition: **Dry**

Air: 31°

Humidity: 34%

Ground: 48°

Fastest Lap:	Lap: 18	Ai OGURA	1'51.735	174 Km/h
Best Race Lap:	2025	Marc MARQUEZ	1'53.691	171.0 Km/h
All-Time Lap Record:	2026	Ai OGURA	1'51.735	174.0 Km/h

The results are provisional until the end of the limit for protest and appeals.

Time limit for protest expires 60' after publication of the results - Time: **16:14**

These data/results cannot be reproduced, stored and/or transmitted in whole or in part by any manner of electronic, mechanical, photocopying, recording, broadcasting or otherwise now known or herein after developed without the previous express consent by the copyright owner, except for reproduction in daily press and regular printed publications on sale to the public within 60 days of the event related to those data/results and always provided that copyright symbol appears together as follows below.

© MotoGP Sports Entertainment Group, 2026

Official MotoGP Timing by

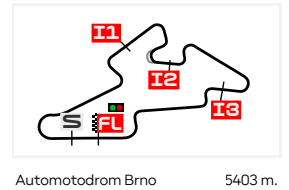
www.motogp.com

Brno, Friday, June 19, 2026

TOP SPEED & AVERAGE

MONSTER ENERGY GRAND PRIX OF CZECHIA

PRACTICE



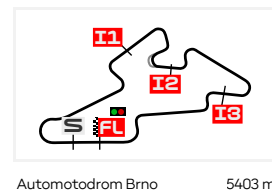
#	Rider	Nation	Motorcycle	Top 5 speeds					Average	Top
72	Marco BEZZECCHI	ITA	APRILIA	328.2	326.2	325.3	325.3	325.3	326.1	328.2
63	Francesco BAGNAIA	ITA	DUCATI	326.2	324.3	323.3	323.3	322.3	323.0	326.2
33	Brad BINDER	RSA	KTM	325.3	324.3	323.3	323.3	323.3	323.8	325.3
37	Pedro ACOSTA	SPA	KTM	324.3	322.3	322.3	321.4	321.4	322.2	324.3
73	Alex MARQUEZ	SPA	DUCATI	324.3	323.3	323.3	323.3	323.3	323.5	324.3
79	Ai OGURA	JPN	APRILIA	324.3	324.3	323.3	323.3	323.3	323.7	324.3
12	Maverick VIÑALES	SPA	KTM	323.3	322.3	321.4	321.4	321.4	321.9	323.3
49	Fabio DI GIANNANTONIO	ITA	DUCATI	323.3	322.3	322.3	321.4	321.4	321.9	323.3
93	Marc MARQUEZ	SPA	DUCATI	323.3	323.3	323.3	322.3	322.3	322.9	323.3
23	Enea BASTIANINI	ITA	KTM	322.3	322.3	322.3	321.4	321.4	321.7	322.3
36	Joan MIR	SPA	HONDA	322.3	320.4	319.5	319.5	319.5	319.9	322.3
7	Toprak RAZGATLIOGLU	TUR	YAMAHA	321.4	318.5	317.6	316.7	316.7	318.2	321.4
10	Luca MARINI	ITA	HONDA	321.4	321.4	321.4	320.4	320.4	321.0	321.4
11	Diogo MOREIRA	BRA	HONDA	321.4	320.4	320.4	319.5	319.5	320.2	321.4
21	Franco MORBIDELLI	ITA	DUCATI	321.4	319.5	318.5	318.5	318.5	319.1	321.4
35	Cal CRUTCHLOW	GBR	HONDA	321.4	320.4	318.5	318.5	318.5	319.1	321.4
42	Alex RINS	SPA	YAMAHA	321.4	317.6	317.6	316.7	316.7	317.6	321.4
89	Jorge MARTIN	SPA	APRILIA	321.4	321.4	321.4	320.4	320.4	320.8	321.4
43	Jack MILLER	AUS	YAMAHA	320.4	319.5	318.5	317.6	316.7	318.2	320.4
20	Fabio QUARTARARO	FRA	YAMAHA	319.5	315.7	315.7	315.7	315.7	316.3	319.5
25	Raul FERNANDEZ	SPA	APRILIA	319.5	318.5	318.5	317.6	317.6	318.0	319.5
54	Fermin ALDEGUER	SPA	DUCATI	319.5	319.5	319.5	318.5	318.5	318.9	319.5

These data/results cannot be reproduced, stored and/or transmitted in whole or in part by any manner of electronic, mechanical, photocopying, recording, broadcasting or otherwise now known or herein after developed without the previous express consent by the copyright owner, except for reproduction in daily press and regular printed publications on sale to the public within 60 days of the event related to those data/results and always provided that copyright symbol appears together as follows below.

© MotoGP Sports Entertainment Group, 2026

Official MotoGP Timing by www.motogp.com

Brno, Friday, June 19, 2026



CHRONOLOGICAL ANALYSIS OF PERFORMANCES

MONSTER ENERGY GRAND PRIX OF CZECHIA

PRACTICE

* Lap / Sector time cancelled
 P Crossing the finish line in pit lane
 ** Tyre data subject to further updates

T1 Time from finish line to 1st intermediate
T2 Time from 1st intermed. to 2nd intermed.

T3 Time from 2nd intermed. to 3rd intermed.
T4 Time from 3rd intermediate to finish line

Lap	Lap Time	T1	T2	T3	T4	Speed	Lap	Lap Time	T1	T2	T3	T4	Speed																																																																																																																																																																																																																																																																									
1st 79 Ai OGURA APRILIA JPN SuperFile Trackhouse MotoGP Team							7	1'54.027	34.960	22.031	27.301	29.735	328.2																																																																																																																																																																																																																																																																									
Runs=4 Total laps=19 Full laps=12 Valid laps=11							8	2'05.046 P	35.075	22.144	27.377	40.450	316.7																																																																																																																																																																																																																																																																									
Run #	1	Front Tyre	Slick-Medium	Rear Tyre	Slick-Medium		Run #	2	Front Tyre	Slick-Medium	Rear Tyre	Slick-Soft																																																																																																																																																																																																																																																																										
4 Laps at start							New Tyre																																																																																																																																																																																																																																																																															
1	2'29.399	40.329	26.212	29.210	30.942		9	9'16.331	38.239	22.340	27.197	29.622																																																																																																																																																																																																																																																																										
2	1'54.469	35.153	22.092	27.325	29.899	321.4	10	1'52.275	34.468	21.703	26.801	29.303	325.3																																																																																																																																																																																																																																																																									
3	1'53.998	34.848	22.013	27.329	29.808	324.3	11	1'52.595	34.539	21.688	26.935	29.433	317.6																																																																																																																																																																																																																																																																									
4	1'53.447	34.764	21.887	27.163	29.633	321.4	12	1'53.014	34.449	21.749	26.972	29.844	325.3																																																																																																																																																																																																																																																																									
5	1'53.391	34.685	21.811	27.168	29.727	320.4	13	1'53.165	34.613	21.786	26.959	29.807	321.4																																																																																																																																																																																																																																																																									
6	2'15.334 P	37.595	24.041	30.851	42.847	319.5	14	1'52.906	34.542	21.797	27.022	29.545	322.3																																																																																																																																																																																																																																																																									
Run #	2	Front Tyre	Slick-Medium	Rear Tyre	Slick-Soft		15	1'53.354	34.584	21.816	27.114	29.840	321.4																																																																																																																																																																																																																																																																									
New Tyre							16	2'18.132 P	41.546	25.032	28.981	42.573	319.5																																																																																																																																																																																																																																																																									
7	11'45.083	40.914	26.653	28.736	30.275		Run #	3	Front Tyre	Slick-Medium	Rear Tyre	Slick-Soft																																																																																																																																																																																																																																																																										
8	1'52.718	34.428	21.777	26.982	29.531	324.3	New Tyre																																																																																																																																																																																																																																																																															
9	1'53.113	34.430	21.783	27.112	29.788	323.3	17	8'29.921	36.831	22.108	27.267	29.835																																																																																																																																																																																																																																																																										
10	2'02.488	41.020	23.765	27.781	29.922	311.2	18	1'52.147	34.373	21.647	26.810	29.317	323.3																																																																																																																																																																																																																																																																									
11	1'52.902	34.506	21.815	26.985	29.596	321.4	19	2'10.927 P	37.121	24.618	28.547	40.641	320.4																																																																																																																																																																																																																																																																									
12	2'15.991 P	35.269	25.727	30.787	44.208	321.4	Run #	4	Front Tyre	Slick-Medium	Rear Tyre	Slick-Soft																																																																																																																																																																																																																																																																										
Run #	3	Front Tyre	Slick-Medium	Rear Tyre	Slick-Soft		3 Laps at start																																																																																																																																																																																																																																																																															
New Tyre							20	3'45.993	35.922	22.272	27.193	29.424																																																																																																																																																																																																																																																																										
13	13'00.032	44.344	23.392	27.409	29.918		21	1'51.826	34.145	21.564	26.765	29.352	322.3																																																																																																																																																																																																																																																																									
14	1'51.998	34.417	21.585	26.678	29.318	323.3	22	2'00.908	40.158	22.856	27.632	30.262	323.3																																																																																																																																																																																																																																																																									
15	1'52.228	34.389	21.666	26.883	29.290	323.3	23	1'57.475	35.388	23.374	28.026	30.687	319.5																																																																																																																																																																																																																																																																									
16	2'18.367 P	43.171	24.645	28.436	42.115	321.4	Run #	4	Front Tyre	Slick-Medium	Rear Tyre	Slick-Soft		3rd 49 Fabio DI GIANNANTONIO DUCATI ITA Pertamina Enduro VR46 Racing Team							4 Laps at start							Runs=4 Total laps=18 Full laps=11 Valid laps=10							17	3'24.535	37.784	23.181	27.425	29.651		Run #	1	Front Tyre	Slick-Medium	Rear Tyre	Slick-Medium		18	1'51.735	34.217	21.648	26.716	29.154	321.4	5 Laps at start							19	2'03.976 *	34.170	23.111 *	32.175	34.520	322.3	1	2'06.692	38.807	22.776	28.148	30.162		Run #	1	Front Tyre	Slick-Medium	Rear Tyre	Slick-Medium		2	1'54.336	35.093	22.095	27.356	29.792	320.4	New Tyre							3	1'53.360	34.746	21.904	27.082	29.628	321.4	1	2'51.814	36.641	22.539	27.537	29.977		4	2'03.458	34.786	21.843	36.397	30.432	320.4	2	1'53.529	34.919	21.886	27.155	29.569	326.2	5	1'54.679	34.925	22.007	27.378	30.369	322.3	3	1'53.080	34.628	21.781	27.041	29.630	320.4	6	1'53.749	34.815	21.975	27.270	29.689	321.4	4	1'53.114	34.676	21.915	27.114	29.409	320.4	7	2'09.896 P	34.971	21.959	29.658	43.308	321.4	5	1'53.289	34.613	21.904	27.110	29.662	325.3	Run #	2	Front Tyre	Slick-Medium	Rear Tyre	Slick-Medium		6	1'53.256	34.725	21.850	27.115	29.566	321.4	12 Laps at start							New Tyre							8	14'56.515	38.628	22.825	27.491	30.279		1	2'51.814	36.641	22.539	27.537	29.977		9	1'58.222	34.893	25.812	27.625	29.892	318.5	2	1'53.529	34.919	21.886	27.155	29.569	326.2	10	1'53.154	34.670	21.916	27.029	29.539	321.4	3	1'53.080	34.628	21.781	27.041	29.630	320.4	11	2'13.855 P	38.781	23.536	28.842	42.696	320.4	4	1'53.114	34.676	21.915	27.114	29.409	320.4	5	1'53.289	34.613	21.904	27.110	29.662	325.3	Fastest Lap: Ai OGURA JPN SuperFile Trackhouse MotoGP Team 1'51.735 34.217 21.648 26.716 29.154													6	1'53.256	34.725	21.850	27.115	29.566	321.4
Run #	4	Front Tyre	Slick-Medium	Rear Tyre	Slick-Soft		3rd 49 Fabio DI GIANNANTONIO DUCATI ITA Pertamina Enduro VR46 Racing Team																																																																																																																																																																																																																																																																															
4 Laps at start							Runs=4 Total laps=18 Full laps=11 Valid laps=10																																																																																																																																																																																																																																																																															
17	3'24.535	37.784	23.181	27.425	29.651		Run #	1	Front Tyre	Slick-Medium	Rear Tyre	Slick-Medium																																																																																																																																																																																																																																																																										
18	1'51.735	34.217	21.648	26.716	29.154	321.4	5 Laps at start																																																																																																																																																																																																																																																																															
19	2'03.976 *	34.170	23.111 *	32.175	34.520	322.3	1	2'06.692	38.807	22.776	28.148	30.162																																																																																																																																																																																																																																																																										
Run #	1	Front Tyre	Slick-Medium	Rear Tyre	Slick-Medium		2	1'54.336	35.093	22.095	27.356	29.792	320.4																																																																																																																																																																																																																																																																									
New Tyre							3	1'53.360	34.746	21.904	27.082	29.628	321.4																																																																																																																																																																																																																																																																									
1	2'51.814	36.641	22.539	27.537	29.977		4	2'03.458	34.786	21.843	36.397	30.432	320.4																																																																																																																																																																																																																																																																									
2	1'53.529	34.919	21.886	27.155	29.569	326.2	5	1'54.679	34.925	22.007	27.378	30.369	322.3																																																																																																																																																																																																																																																																									
3	1'53.080	34.628	21.781	27.041	29.630	320.4	6	1'53.749	34.815	21.975	27.270	29.689	321.4																																																																																																																																																																																																																																																																									
4	1'53.114	34.676	21.915	27.114	29.409	320.4	7	2'09.896 P	34.971	21.959	29.658	43.308	321.4																																																																																																																																																																																																																																																																									
5	1'53.289	34.613	21.904	27.110	29.662	325.3	Run #	2	Front Tyre	Slick-Medium	Rear Tyre	Slick-Medium																																																																																																																																																																																																																																																																										
6	1'53.256	34.725	21.850	27.115	29.566	321.4	12 Laps at start																																																																																																																																																																																																																																																																															
New Tyre							8	14'56.515	38.628	22.825	27.491	30.279																																																																																																																																																																																																																																																																										
1	2'51.814	36.641	22.539	27.537	29.977		9	1'58.222	34.893	25.812	27.625	29.892	318.5																																																																																																																																																																																																																																																																									
2	1'53.529	34.919	21.886	27.155	29.569	326.2	10	1'53.154	34.670	21.916	27.029	29.539	321.4																																																																																																																																																																																																																																																																									
3	1'53.080	34.628	21.781	27.041	29.630	320.4	11	2'13.855 P	38.781	23.536	28.842	42.696	320.4																																																																																																																																																																																																																																																																									
4	1'53.114	34.676	21.915	27.114	29.409	320.4	5	1'53.289	34.613	21.904	27.110	29.662	325.3	Fastest Lap: Ai OGURA JPN SuperFile Trackhouse MotoGP Team 1'51.735 34.217 21.648 26.716 29.154													6	1'53.256	34.725	21.850	27.115	29.566	321.4																																																																																																																																																																																																																																																					
5	1'53.289	34.613	21.904	27.110	29.662	325.3	Fastest Lap: Ai OGURA JPN SuperFile Trackhouse MotoGP Team 1'51.735 34.217 21.648 26.716 29.154																																																																																																																																																																																																																																																																															
6	1'53.256	34.725	21.850	27.115	29.566	321.4																																																																																																																																																																																																																																																																																

These data/results cannot be reproduced, stored and/or transmitted in whole or in part by any manner of electronic, mechanical, photocopying, recording, broadcasting or otherwise now known or herein after developed without the previous express consent by the copyright owner, except for reproduction in daily press and regular printed publications on sale to the public within 60 days of the event related to those data/results and always provided that copyright symbol appears together as follows below.

© MotoGP Sports Entertainment Group, 2026

Official MotoGP Timing by

www.motogp.com

Brno, Friday, June 19, 2026

Practice

MotoGP™

Lap	Lap Time	T1	T2	T3	T4	Speed
Run # 3		Front Tyre	Slick-Medium New Tyre	Rear Tyre	Slick-Soft New Tyre	
12	8'38.031	41.389	22.258	27.540	29.752	
13	1'52.372	34.492	21.587	26.758	29.535	320.4
14	2'10.074 P	37.496	23.184	28.198	41.196	322.3
Run # 4		Front Tyre	Slick-Medium New Tyre	Rear Tyre	Slick-Soft New Tyre	
15	6'35.831	37.432	22.288	27.275	29.926	
16	1'51.942	34.360	21.551	26.780	29.251	319.5
17	1'58.757	34.343	21.710	30.665	32.039	323.3
18	2'05.766 *	34.397	23.469 *	33.188	34.712	319.5

4th 63 Francesco BAGNAIA DUCATI ITA
Ducati Lenovo Team

Runs=4 Total laps=21 Full laps=13 Valid laps=13

Run #	1	Front Tyre	Slick-Medium New Tyre	Rear Tyre	Slick-Medium New Tyre	
1	2'10.771	37.901	22.807	27.749	30.242	
2	1'54.013	35.034	22.005	27.182	29.792	326.2
3	1'53.664	34.815	22.008	27.114	29.727	324.3
4	1'54.083	35.004	22.066	27.251	29.762	321.4
5	1'53.975	34.790	21.968	27.476	29.741	322.3
6	2'05.569	38.503	27.458	29.251	30.357	323.3
7	1'53.493	34.734	21.964	27.103	29.692	322.3
8	2'07.764 P	34.790	23.098	29.252	40.624	320.4

Run #	2	Front Tyre	Slick-Medium 8 Laps at start	Rear Tyre	Slick-Medium 8 Laps at start	
9	8'40.983	38.548	22.829	28.050	30.132	
10	1'55.054	35.868	22.197	27.328	29.661	322.3
11	1'53.301	34.742	21.907	27.035	29.617	321.4
12	1'58.142	34.785	23.983	29.025	30.349	322.3
13	2'09.880 P	34.876	22.104	31.718	41.182	320.4

Run #	3	Front Tyre	Slick-Medium New Tyre	Rear Tyre	Slick-Soft New Tyre	
14	14'03.353	38.907	22.324	27.598	29.541	
15	1'52.334	34.526	21.616	26.695	29.497	322.3
16	1'52.314	34.390	21.601	26.933	29.390	321.4
17	2'12.990 P	38.122	23.773	31.020	40.075	322.3

Run #	4	Front Tyre	Slick-Medium 4 Laps at start	Rear Tyre	Slick-Soft New Tyre	
18	3'26.087	41.046	22.865	27.304	29.737	
19	1'51.983	34.381	21.579	26.816	29.207	323.3
20	2'09.933	34.336	23.450	35.320	36.827	322.3
21	2'07.808 P	34.510	22.866	28.933	41.499	320.4

5th 93 Marc MARQUEZ DUCATI SPA
Ducati Lenovo Team

Runs=5 Total laps=21 Full laps=12 Valid laps=12

Run #	1	Front Tyre	Slick-Medium New Tyre	Rear Tyre	Slick-Medium New Tyre	
1	2'42.514	43.001	24.033	29.783	30.732	
2	1'54.729	35.160	22.226	27.476	29.867	322.3
3	1'53.377	34.825	21.969	27.141	29.442	323.3
4	1'58.134	36.566	22.977	28.275	30.316	323.3
5	4'17.631 P	34.616	21.712	27.079	2'54.224	322.3

Lap	Lap Time	T1	T2	T3	T4	Speed
Run # 2		Front Tyre	Slick-Medium 5 Laps at start	Rear Tyre	Slick-Medium 5 Laps at start	
6	9'07.011	42.380	23.414	28.452	30.853	
7	1'54.717	35.245	22.403	27.359	29.710	319.5
8	1'55.527	34.674	21.898	27.241	31.714	321.4
9	1'54.810	34.779	21.983	27.498	30.550	321.4
10	1'53.343	34.834	21.776	27.125	29.608	320.4
11	2'02.622 P	34.658	21.869	27.052	39.043	320.4

Run #	3	Front Tyre	Slick-Medium 11 Laps at start	Rear Tyre	Slick-Medium 11 Laps at start	
12	6'01.151 *	40.559	23.411	28.677 *	30.308	
13	1'55.878	34.877	22.266	28.606	30.129	318.5
14	2'04.141 P	34.689	21.841	27.473	40.138	320.4

Run #	4	Front Tyre	Slick-Medium New Tyre	Rear Tyre	Slick-Soft New Tyre	
15	5'07.129	39.026	23.188	27.554	29.808	
16	1'51.988	34.381	21.546	26.716	29.345	321.4
17	2'10.597 P	37.595	23.892	29.134	39.976	320.4

Run #	5	Front Tyre	Slick-Medium 3 Laps at start	Rear Tyre	Slick-Soft 3 Laps at start	
18	3'56.646	39.622	22.823	28.216	30.328	
19	1'58.917	35.998	24.574	28.411	29.934	319.5
20	1'53.490	34.719	21.804	27.106	29.861	323.3
21	1'53.412	34.689	21.865	27.146	29.712	319.5

6th 37 Pedro ACOSTA KTM SPA
Red Bull KTM Factory Racing

Runs=4 Total laps=18 Full laps=11 Valid laps=12

Run #	1	Front Tyre	Slick-Medium New Tyre	Rear Tyre	Slick-Soft New Tyre	
1	2'07.430	38.223	22.731	27.661	29.866	
2	1'54.185	34.993	22.134	27.326	29.732	324.3
3	1'53.563 *	34.842	21.838	27.314	29.569 *	322.3
4	1'53.550	34.745	21.850	27.220	29.735	321.4
5	1'53.679	34.794	21.909	27.263	29.713	318.5
6	2'08.734 P	34.813	23.271	29.444	41.206	319.5

Run #	2	Front Tyre	Slick-Medium 6 Laps at start	Rear Tyre	Slick-Medium 1 Laps at start	
7	7'16.077 *	37.518	23.122	27.875	30.390 *	
8	1'53.667	34.847	22.040	27.246	29.534	318.5
9	1'53.002	34.506	21.862	27.126	29.508	319.5
10	1'53.118	34.526	21.913	27.139	29.540	321.4
11	1'57.511	34.767	23.578	28.930	30.236	320.4
12	2'06.230 P	34.671	23.092	28.869	39.598	318.5

Run #	3	Front Tyre	Slick-Medium New Tyre	Rear Tyre	Slick-Soft New Tyre	
13	12'16.593	36.706	23.049	28.351	30.032	
14	1'52.228	34.382	21.632	26.827	29.387	319.5
unfinished						321.4

Run #	4	Front Tyre	Slick-Medium New Tyre	Rear Tyre	Slick-Soft New Tyre	
15	2'03.892 *	40.639 *	22.998	30.385	29.870	
16	1'55.008	34.354	21.621	26.879	32.154	319.5
17	1'54.493	36.068	21.885	27.094	29.446	311.2
18	1'52.451	34.309	21.788	26.952	29.402	322.3

Fastest Lap: Ai OGURA JPN SuperFile Trackhouse MotoGP Team **1'51.735** 34.217 21.648 26.716 29.154

These data/results cannot be reproduced, stored and/or transmitted in whole or in part by any manner of electronic, mechanical, photocopying, recording, broadcasting or otherwise now known or herein after developed without the previous express consent by the copyright owner, except for reproduction in daily press and regular printed publications on sale to the public within 60 days of the event related to those data/results and always provided that copyright symbol appears together as follows below.

© MotoGP Sports Entertainment Group, 2026

Official MotoGP Timing by  TISSOT

www.motogp.com

Brno, Friday, June 19, 2026

Page 2 of 7

Practice

MotoGP™

Lap	Lap Time	T1	T2	T3	T4	Speed
7th	36	Joan MIR		HONDA		SPA
		Honda HRC Castrol				
		Runs=5	Total laps=19	Full laps=10	Valid laps=8	
Run #	1	Front Tyre	Slick-Medium	Rear Tyre	Slick-Medium	
		6 Laps at start		6 Laps at start		
1	2'24.918	37.403	23.503	27.873	30.181	
2	1'54.455	35.204	22.058	27.372	29.821	319.5
3	2'02.755	39.237	26.064	27.604	29.850	320.4
4	1'54.423 *	34.977	22.027	27.446	29.973 *	322.3
5	1'54.299	35.024	22.011	27.381	29.883	319.5
6	1'54.156 *	34.998	22.003	27.238	29.917 *	319.5
7	2'12.104 P	35.046	24.945	31.129	40.984	319.5
Run #	2	Front Tyre	Slick-Medium	Rear Tyre	Slick-Medium	
		13 Laps at start		13 Laps at start		
8	12'06.838	36.986	22.492	27.500	29.943	
9	1'54.081	35.026	22.039	27.247	29.769	317.6
10	1'53.951	34.997	21.934	27.278	29.742	317.6
11	2'07.012 P	35.669	22.720	28.439	40.184	318.5
Run #	3	Front Tyre	Slick-Medium	Rear Tyre	Slick-Soft	
		New Tyre		New Tyre		
12	8'14.955	36.501	22.229	27.269	29.613	
13	1'52.681	34.503	21.721	26.952	29.505	319.5
14	2'07.680 P	34.681	24.262	28.358	40.379	319.5
Run #	4	Front Tyre	Slick-Medium	Rear Tyre	Slick-Soft	
		3 Laps at start		New Tyre		
15	3'56.377	38.703	22.308	27.748	29.588	
16	1'52.368	34.513	21.612	26.789	29.454	318.5
17	2'09.451 P	36.487	23.410	28.806	40.748	319.5
Run #	5	Front Tyre	Slick-Medium	Rear Tyre	Slick-Soft	
		New Tyre		New Tyre		
18	3'15.048	36.779	22.070	27.070	29.474	
19	1'52.253	34.355	21.652	26.862	29.384	318.5
		unfinished	34.509			318.5

8th	11	Diogo MOREIRA		HONDA		BRA
		Pro Honda LCR				
		Runs=5	Total laps=18	Full laps=9	Valid laps=8	
Run #	1	Front Tyre	Slick-Medium	Rear Tyre	Slick-Medium	
		New Tyre		11 Laps at start		
1	2'13.607	36.829	22.477	27.821	30.250	
2	2'06.940 P	35.088	22.114	29.370	40.368	318.5
Run #	2	Front Tyre	Slick-Medium	Rear Tyre	Slick-Medium	
		2 Laps at start		13 Laps at start		
3	10'08.991	37.112	22.499	27.554	30.313	
4	1'54.886	35.180	22.277	27.406	30.023	314.8
5	1'54.497 *	35.038	22.024	27.414	30.021 *	315.7
6	1'54.033	34.863	22.025	27.311	29.834	315.7
7	2'05.783 P	35.488	22.275	27.729	40.291	317.6
Run #	3	Front Tyre	Slick-Medium	Rear Tyre	Slick-Soft	
		New Tyre		New Tyre		
8	7'18.999	36.838	22.178	27.361	29.997	
9	1'53.879	34.840	21.978	27.159	29.902	317.6
10	1'53.712	34.822	21.943	27.133	29.814	318.5
11	2'07.619 P	36.926	22.623	27.966	40.104	320.4

Lap	Lap Time	T1	T2	T3	T4	Speed
9th	54	Fermin ALDEGUER		DUCATI		SPA
		BK8 Gresini Racing MotoGP				
		Runs=5	Total laps=19	Full laps=10	Valid laps=10	
Run #	4	Front Tyre	Slick-Medium	Rear Tyre	Slick-Soft	
		New Tyre		New Tyre		
12	11'29.968	47.061	23.424	27.503	30.233	
13	1'52.889	34.596	21.812	26.987	29.494	320.4
14	1'53.102	34.614	21.797	27.004	29.687	319.5
15	2'06.450 P	36.099	22.568	28.165	39.618	318.5
Run #	5	Front Tyre	Slick-Medium	Rear Tyre	Slick-Soft	
		4 Laps at start		New Tyre		
16	3'34.413	37.507	23.271	27.380	29.789	
17	1'52.315	34.342	21.679	26.915	29.379	321.4
18	2'00.448	37.337	23.270	28.279	31.562	319.5
Run #	1	Front Tyre	Slick-Medium	Rear Tyre	Slick-Medium	
		New Tyre		New Tyre		
1	3'00.853	38.193	23.202	27.947	30.385	
2	1'53.962	34.812	22.061	27.164	29.925	319.5
3	1'53.468	34.699	21.988	27.127	29.654	319.5
4	1'53.506	34.686	21.990	27.126	29.704	319.5
5	2'15.312 P	39.151	24.541	29.561	42.059	318.5
Run #	2	Front Tyre	Slick-Medium	Rear Tyre	Slick-Medium	
		5 Laps at start		5 Laps at start		
6	12'12.445	38.117	22.840	28.175	30.176	
7	1'53.854	34.813	21.999	27.238	29.804	318.5
8	2'05.441 P	34.670	22.737	27.671	40.363	317.6
Run #	3	Front Tyre	Slick-Medium	Rear Tyre	Slick-Soft	
		New Tyre		New Tyre		
9	7'24.591	39.839	22.617	27.722	30.127	
10	1'52.820	34.562	21.832	26.962	29.464	317.6
11	1'52.752	34.441	21.837	26.942	29.532	316.7
12	2'16.814 P	41.289	24.379	29.845	41.301	317.6
Run #	4	Front Tyre	Slick-Medium	Rear Tyre	Slick-Soft	
		New Tyre		New Tyre		
13	6'39.166	36.056	22.565	27.308	30.067	
14	1'52.320	34.362	21.745	26.841	29.372	317.6
15	2'09.501 P	37.032	24.096	28.183	40.190	318.5
Run #	5	Front Tyre	Slick-Medium	Rear Tyre	Slick-Soft	
		3 Laps at start		New Tyre		
16	3'28.396	37.310	22.268	27.450	29.836	
17	1'55.350	34.314	21.698	26.768	32.570	317.6
18	1'58.000	34.442	21.727	31.313	30.518	318.5
19	1'57.482	34.339	21.763	27.057	34.323	318.5
Run #	1	Front Tyre	Slick-Medium	Rear Tyre	Slick-Medium	
		7 Laps at start		New Tyre		
1	2'30.692	37.815	22.686	28.349	30.519	
2	1'54.586 *	34.989 *	22.141	27.562	29.894	318.5
3	1'53.972	34.843	21.961	27.358	29.810	319.5
4	1'53.732	34.861	21.900	27.250	29.721	317.6
5	2'19.766 P	43.204	25.188	29.775	41.599	315.7

10th	25	Raul FERNANDEZ		APRILIA		SPA
		SuperFile Trackhouse MotoGP Team				
		Runs=4	Total laps=18	Full laps=11	Valid laps=9	
Run #	1	Front Tyre	Slick-Medium	Rear Tyre	Slick-Medium	
		7 Laps at start		New Tyre		
1	2'30.692	37.815	22.686	28.349	30.519	
2	1'54.586 *	34.989 *	22.141	27.562	29.894	318.5
3	1'53.972	34.843	21.961	27.358	29.810	319.5
4	1'53.732	34.861	21.900	27.250	29.721	317.6
5	2'19.766 P	43.204	25.188	29.775	41.599	315.7

Fastest Lap: Ai OGURA JPN SuperFile Trackhouse MotoGP Team **1'51.735** 34.217 21.648 26.716 29.154

These data/results cannot be reproduced, stored and/or transmitted in whole or in part by any manner of electronic, mechanical, photocopying, recording, broadcasting or otherwise now known or herein after developed without the previous express consent by the copyright owner, except for reproduction in daily press and regular printed publications on sale to the public within 60 days of the event related to those data/results and always provided that copyright symbol appears together as follows below.

© MotoGP Sports Entertainment Group, 2026

Official MotoGP Timing by  TISSOT

www.motogp.com

Brno, Friday, June 19, 2026

Page 3 of 7



Practice

MotoGP™

Lap	Lap Time	T1	T2	T3	T4	Speed
Run # 2	Front Tyre	Slick-Medium	Rear Tyre	Slick-Soft		
		New Tyre	New Tyre			
6	11'56.545	37.701	22.555	27.672	29.899	
7	1'52.862	34.579	21.750	26.987	29.546	317.6
8	1'53.274	34.677	21.825	27.053	29.719	317.6
9	1'53.473	34.826	21.861	27.181	29.605	317.6
10	1'53.668	34.677	21.828	27.329	29.834	316.7
11	2'22.652 P	40.724	27.989	31.698	42.241	301.6
Run # 3	Front Tyre	Slick-Medium	Rear Tyre	Slick-Soft		
		6 Laps at start	New Tyre			
12	15'08.572	36.639	22.330	27.296	30.221	
13	1'52.578	34.629	21.668	26.885	29.396	317.6
14	1'52.423	34.403	21.603	26.986	29.431	318.5
15	2'11.929 P	38.397	24.218	29.197	40.117	316.7
Run # 4	Front Tyre	Slick-Medium	Rear Tyre	Slick-Soft		
		New Tyre	New Tyre			
16	2'34.586	36.441	22.341	27.519	29.644	
17	1'52.354	34.504	21.561	26.871	29.418	317.6
18	2'04.317 *	34.463	25.983 *	32.148	31.723	315.7

11th	89	Jorge MARTIN	APRILIA	SPA		
		Aprilia Racing				
		Runs=5	Total laps=21	Full laps=11 Valid laps=10		
Run # 1	Front Tyre	Slick-Medium	Rear Tyre	Slick-Medium		
		New Tyre	6 Laps at start			
1	2'40.485	37.322	24.057	28.006	30.279	
2	1'54.409	35.121	22.225	27.269	29.794	319.5
3	1'54.261	34.968	22.122	27.297	29.874	319.5
4	1'53.928	34.904	21.968	27.278	29.778	319.5
5	1'58.824	34.853	22.008	30.520	31.443	319.5
6	1'54.135 *	34.962	22.016	27.309	29.848 *	318.5
7	2'07.897 P	35.769	24.116	27.537	40.475	316.7
Run # 2	Front Tyre	Slick-Medium	Rear Tyre	Slick-Soft		
		7 Laps at start	New Tyre			
8	9'13.890	37.276	22.390	27.272	30.017	
9	1'53.457	34.653	22.064	27.083	29.657	320.4
10	1'55.464	34.867	23.713	27.187	29.697	317.6
11	2'06.090 P	34.829	22.100	29.166 *	39.995	320.4
Run # 3	Front Tyre	Slick-Medium	Rear Tyre	Slick-Soft		
		11 Laps at start	4 Laps at start			
12	7'04.055	36.536	22.241	27.430	30.613	
13	1'54.926	35.229	22.350	27.481	29.866	315.7
14	2'08.292 P	36.042	24.085	28.561	39.604	318.5
Run # 4	Front Tyre	Slick-Medium	Rear Tyre	Slick-Soft		
		New Tyre	New Tyre			
15	7'16.101	35.261	22.127	27.179	29.585	
16	1'52.619	34.388	21.937	26.956	29.338	321.4
17	2'05.381 P	35.588	22.513	27.812	39.468	321.4
Run # 5	Front Tyre	Slick-Medium	Rear Tyre	Slick-Soft		
		3 Laps at start	New Tyre			
18	3'36.635	34.185	21.928	26.941	29.523	
19	1'52.365	34.337	21.722	26.901	29.405	320.4
20	1'58.219	34.914	24.629	28.400	30.276	320.4
21	2'03.836 P	34.459	21.827	27.482	40.068	321.4

Lap	Lap Time	T1	T2	T3	T4	Speed
12th	12	Maverick VIÑALES	KTM	SPA		
		Red Bull KTM Tech3				
		Runs=5	Total laps=21	Full laps=11	Valid laps=11	
Run # 1	Front Tyre	Slick-Medium	Rear Tyre	Slick-Medium		
		New Tyre	New Tyre			
1	2'13.325	37.232	22.563	27.964	30.266	
2	1'54.259	35.051	22.030	27.296	29.882	322.3
3	1'53.381	34.831	21.836	27.115	29.599	321.4
4	1'55.026	34.823	22.345	27.592	30.266	323.3
5	1'55.483	36.343	22.002	27.268	29.870	320.4
6	1'53.778	34.866	21.926	27.192	29.794	319.5
7	1'53.633	34.759	21.969	27.184	29.721	318.5
8	2'10.176 P	37.765	23.515	29.131	39.765	317.6
Run # 2	Front Tyre	Slick-Medium	Rear Tyre	Slick-Medium		
		8 Laps at start	8 Laps at start			
9	8'13.429	37.571	24.677	27.489	29.770	
10	1'53.237	34.681	21.852	27.114	29.590	321.4
11	1'53.242	34.603	21.928	27.095	29.616	321.4
12	2'10.333 P	38.628	24.146	27.867	39.692	317.6
Run # 3	Front Tyre	Slick-Medium	Rear Tyre	Slick-Soft		
		New Tyre	New Tyre			
13	5'28.563	36.088	21.926	27.447	29.495	
14	1'52.577	34.408	21.718	27.003	29.448	320.4
15	2'11.522 P	37.911	24.212	28.938	40.461	318.5
Run # 4	Front Tyre	Slick-Medium	Rear Tyre	Slick-Soft		
		3 Laps at start	New Tyre			
16	6'49.948	36.084	22.236	27.323	29.498	
17	1'52.403	34.383	21.662	26.917	29.441	321.4
18	2'11.616 P	38.276	23.917	29.617	39.806	318.5
Run # 5	Front Tyre	Slick-Medium	Rear Tyre	Slick-Soft		
		New Tyre	New Tyre			
19	7'16.703	35.481	21.934	27.269	29.720	
20	1'52.392	34.317	21.719	26.979	29.377	320.4
21	2'08.845 P	34.642	24.641	28.883	40.679	316.7

13th	10	Luca MARINI	HONDA	ITA		
		Honda HRC Castrol				
		Runs=4	Total laps=21	Full laps=14 Valid laps=14		
Run # 1	Front Tyre	Slick-Medium	Rear Tyre	Slick-Medium		
		New Tyre	New Tyre			
1	2'31.794	39.488	23.036	28.065	30.311	
2	1'55.018	35.414	22.115	27.418	30.071	319.5
3	1'54.190	35.069	21.973	27.418	29.730	321.4
4	1'54.029	35.118	22.024	27.285	29.602	319.5
5	1'54.835	34.933	21.907	27.250	30.745	320.4
6	1'53.830	34.958	21.938	27.285	29.649	317.6
7	2'14.766 P	40.125	24.266	29.479	40.896	318.5
Run # 2	Front Tyre	Slick-Medium	Rear Tyre	Slick-Medium		
		7 Laps at start	7 Laps at start			
8	8'55.428	36.358	22.386	27.576	30.065	
9	1'53.455	34.808	21.938	27.115	29.594	320.4
10	1'53.807	34.852	22.026	27.186	29.743	321.4
11	1'53.885	34.883	22.005	27.233	29.764	319.5
12	1'53.813	34.857	21.937	27.200	29.819	318.5
13	2'12.169 P	38.107	24.061	28.702	41.299	319.5

Fastest Lap: Ai OGURA JPN SuperFile Trackhouse MotoGP Team **1'51.735** 34.217 21.648 26.716 29.154

These data/results cannot be reproduced, stored and/or transmitted in whole or in part by any manner of electronic, mechanical, photocopying, recording, broadcasting or otherwise now known or herein after developed without the previous express consent by the copyright owner, except for reproduction in daily press and regular printed publications on sale to the public within 60 days of the event related to those data/results and always provided that copyright symbol appears together as follows below.

© MotoGP Sports Entertainment Group, 2026

Official MotoGP Timing by TISSOT

www.motogp.com

Brno, Friday, June 19, 2026

Page 4 of 7



Practice

MotoGP™

Lap	Lap Time	T1	T2	T3	T4	Speed
Run # 3		Front Tyre	Slick-Medium	Rear Tyre	Slick-Soft	
		New Tyre		New Tyre		
14	8'37.304	37.171	22.600	27.356	29.847	
15	1'52.787	34.679	21.744	26.970	29.394	318.5
16	1'52.761	34.656	21.722	26.925	29.458	319.5
17	2'14.709 P	38.265	24.214	31.284	40.946	317.6
Run # 4		Front Tyre	Slick-Medium	Rear Tyre	Slick-Soft	
		4 Laps at start		New Tyre		
18	7'35.133	42.573	22.761	31.630	30.678	
19	1'52.773	34.608	21.709	26.932	29.524	321.4
20	1'52.424	34.449	21.667	26.975	29.333	319.5
21	1'53.278	34.688	21.858	27.194	29.538	318.5

14th 20 **Fabio QUARTARARO** YAMAHA FRA
 Monster Energy Yamaha MotoGP Team
 Runs=4 Total laps=23 Full laps=15 Valid laps=14

Run #	1	Front Tyre	Slick-Medium	Rear Tyre	Slick-Medium	Speed
		4 Laps at start		4 Laps at start		
1	3'13.646	39.930	23.140	28.137	31.001	
2	1'55.129	35.543	22.148	27.354	30.084	315.7
3	1'54.229	34.969	22.068	27.302	29.890	314.8
4	1'54.411	35.114	22.063	27.367	29.867	314.8
5	1'58.097 *	35.039	22.026	27.355	33.677 *	315.7
6	1'54.258	35.073	22.040	27.271	29.874	313.9
7	1'54.089	35.025	21.959	27.265	29.840	314.8
8	2'04.257 P	35.095	21.975	27.301	39.886	313.9

Run #	2	Front Tyre	Slick-Medium	Rear Tyre	Slick-Soft	Speed
		New Tyre		New Tyre		
9	10'02.994	37.967	22.542	27.829	30.288	
10	1'57.666	36.768	22.892	27.858	30.148	314.8
11	1'53.578	34.905	21.831	27.100	29.742	313.9
12	1'53.639	34.893	21.921	27.027	29.798	314.8
13	1'53.653	34.868	21.878	27.132	29.775	314.8
14	1'53.799	34.862	21.932	27.243	29.762	315.7
15	2'05.361	42.769	24.331	28.131	30.130	313.9
16	2'04.638 P	34.929	21.973	27.192	40.544	314.8

Run #	3	Front Tyre	Slick-Medium	Rear Tyre	Slick-Soft	Speed
		New Tyre		New Tyre		
17	7'18.685	37.792	22.375	27.773	30.242	
18	1'52.908	34.697	21.745	26.903	29.563	315.7
19	2'08.570 P	34.620	25.314	28.828	39.808	315.7

Run #	4	Front Tyre	Slick-Medium	Rear Tyre	Slick-Soft	Speed
		3 Laps at start		New Tyre		
20	3'18.264	36.705	22.723	31.367	29.911	
21	1'52.533	34.529	21.707	26.864	29.433	319.5
22	2'03.935	39.208	24.653	29.924	30.150	269.3
23	2'15.400 P	39.675	25.860	29.135	40.730	314.8

15th 73 **Alex MARQUEZ** DUCATI SPA
 BK8 Gresini Racing MotoGP
 Runs=4 Total laps=19 Full laps=12 Valid laps=12

Run #	1	Front Tyre	Slick-Medium	Rear Tyre	Slick-Medium	Speed
		New Tyre		New Tyre		
1	2'27.142	37.953	23.519	28.329	30.472	
2	1'54.935	35.457	22.286	27.457	29.735	322.3
3	1'53.935	34.922	22.148	27.227	29.638	323.3

Fastest Lap: Ai OGURA JPN SuperFile Trackhouse MotoGP Team **1'51.735** 34.217 21.648 26.716 29.154

These data/results cannot be reproduced, stored and/or transmitted in whole or in part by any manner of electronic, mechanical, photocopying, recording, broadcasting or otherwise now known or herein after developed without the previous express consent by the copyright owner, except for reproduction in daily press and regular printed publications on sale to the public within 60 days of the event related to those data/results and always provided that copyright symbol appears together as follows below.

© MotoGP Sports Entertainment Group, 2026

Official MotoGP Timing by **TISSOT**

www.motogp.com

Brno, Friday, June 19, 2026

Page 5 of 7



Lap	Lap Time	T1	T2	T3	T4	Speed
4	2'03.439	34.997	23.776	34.497	30.169	321.4
5	1'54.194	35.069	22.028	27.384	29.713	320.4
6	2'07.642 P	35.052	23.679	28.686	40.225	321.4
Run # 2		Front Tyre	Slick-Medium	Rear Tyre	Slick-Medium	
		6 Laps at start		6 Laps at start		
7	14'13.462	37.631	22.940	28.565	30.304	
8	1'54.580	35.191	22.074	27.466	29.849	319.5
9	1'54.140	34.954	22.051	27.384	29.751	318.5
10	1'54.298	34.953	22.100	27.373	29.872	321.4
11	2'01.119	39.098	23.646	28.137	30.238	320.4
12	2'03.952 P	34.932	22.051	27.286	39.683	319.5

Run #	3	Front Tyre	Slick-Medium	Rear Tyre	Slick-Soft	Speed
		New Tyre		New Tyre		
13	10'40.801	40.317	23.347	27.841	30.282	
14	1'53.181	34.791	21.952	27.075	29.363	324.3
15	1'52.885	34.583	21.868	27.064	29.370	323.3
16	2'11.331 P	39.393	23.611	28.399	39.928	323.3

Run #	4	Front Tyre	Slick-Medium	Rear Tyre	Slick-Soft	Speed
		4 Laps at start		New Tyre		
17	4'43.151	36.827	22.288	27.348	29.697	
18	1'52.556	34.498	21.762	27.013	29.283	323.3
19	2'01.920	39.016	24.111	28.100	30.693	320.4

16th 23 **Enea BASTIANINI** KTM ITA
 Red Bull KTM Tech3
 Runs=4 Total laps=19 Full laps=12 Valid laps=12

Run #	1	Front Tyre	Slick-Medium	Rear Tyre	Slick-Soft	Speed
		New Tyre		New Tyre		
1	2'08.928	38.117	23.213	27.866	30.221	
2	1'54.003	34.958	22.077	27.341	29.627	322.3
3	1'53.760	34.757	22.053	27.225	29.725	321.4
4	2'14.046 P	37.410	23.170	27.561	45.905	314.8

Run #	2	Front Tyre	Slick-Medium	Rear Tyre	Slick-Medium	Speed
		4 Laps at start		New Tyre		
5	11'54.939	36.949	22.396	27.503	30.010	
6	1'53.708	34.798	21.905	27.249	29.756	319.5
7	1'53.459	34.614	21.878	27.238	29.729	321.4
8	2'03.741	37.924	23.638	29.145	33.034	320.4
9	1'54.189	35.091	22.035	27.276	29.787	320.4
10	1'59.623	37.286	24.164	27.691	30.482	321.4
11	2'04.069 P	34.847	22.046	27.333	39.843	320.4

Run #	3	Front Tyre	Slick-Medium	Rear Tyre	Slick-Soft	Speed
		New Tyre		New Tyre		
12	10'49.214	37.610	22.806	27.666	30.173	
13	1'52.929	34.628	21.807	26.973	29.521	321.4
14	1'52.919	34.619	21.861	26.987	29.452	322.3
15	2'07.766 P	35.949	22.847	28.705	40.265	320.4

Run #	4	Front Tyre	Slick-Medium	Rear Tyre	Slick-Soft	Speed
		New Tyre		New Tyre		
16	6'14.825	36.685	22.381	27.450	30.153	
17	1'52.561	34.381	21.752	26.985	29.443	322.3
18	1'55.895	34.476	23.568	28.067	29.784	321.4
19	1'58.355	34.708	25.493	27.937	30.217	321.4

Practice

MotoGP™

Lap	Lap Time	T1	T2	T3	T4	Speed
17th	21	Franco MORBIDELLI		DUCATI	ITA	
Pertamina Enduro VR46 Racing Team						
Runs=5		Total laps=22		Full laps=12		Valid laps=12
Run #	1	Front Tyre	Slick-Medium New Tyre	Rear Tyre	Slick-Medium New Tyre	
1	2'11.229	37.876	22.846	27.661	30.276	
2	1'54.534	35.230	22.021	27.305	29.978	317.6
3	1'54.408	35.076	22.150	27.262	29.920	321.4
4	1'53.882	34.857	21.967	27.276	29.782	318.5
5	1'54.900	35.247	22.136	27.523	29.994	318.5
6	2'15.199 P	41.244	24.707	28.587	40.661	300.0
Run #	2	Front Tyre	Slick-Medium 6 Laps at start	Rear Tyre	Slick-Medium 6 Laps at start	
7	10'02.831	41.993	22.898	28.426	30.389	
8	1'53.853	35.007	21.932	27.202	29.712	314.8
9	1'53.472	34.712	21.884	27.185	29.691	318.5
10	1'54.376	35.082	22.005	27.421	29.868	315.7
11	1'54.233	35.075	22.006	27.329	29.823	314.8
12	2'15.815 P	39.113	25.675	30.484	40.543	312.1
Run #	3	Front Tyre	Slick-Medium 5 Laps at start	Rear Tyre	Slick-Soft New Tyre	
13	6'25.201	38.536	22.482	27.458	29.802	
14	1'53.462	34.721	21.806	27.222	29.713	315.7
15	2'03.593 P	34.664	21.897	27.207	39.825	314.8
Run #	4	Front Tyre	Slick-Medium New Tyre	Rear Tyre	Slick-Soft New Tyre	
16	4'54.760	38.030	22.370	27.515	29.963	
17	1'52.576	34.567	21.682	26.889	29.438	319.5
18	2'04.405 P	34.720	22.112	27.656 *	39.917	318.5
Run #	5	Front Tyre	Slick-Medium 3 Laps at start	Rear Tyre	Slick-Soft New Tyre	
19	3'33.061	37.359	22.256	27.542	29.908	
20	1'52.917	34.480	21.715	26.903	29.819	318.5
21	2'12.886	47.782	24.663	29.592	30.849	313.0
22	2'26.322 P	35.481	33.431	33.947	43.463	314.8

18th	43	Jack MILLER		YAMAHA	AUS	
Prima Pramac Yamaha MotoGP						
Runs=4		Total laps=22		Full laps=15		Valid laps=13
Run #	1	Front Tyre	Slick-Medium New Tyre	Rear Tyre	Slick-Soft New Tyre	
1	2'11.804	39.879	22.956	27.818	30.129	
2	1'54.327	35.208	22.003	27.331	29.785	320.4
3	2'13.867	38.162	25.019	34.816	35.870	316.7
4	1'53.667	34.939	21.883	27.184	29.661	316.7
5	2'10.017	38.817	24.928	30.883	35.389	317.6
6	1'53.994	35.002	21.976	27.256	29.760	314.8
7	1'54.181	34.967	22.060	27.302	29.852	314.8
8	2'08.910 P	35.205	22.104	30.462	41.139	311.2
Run #	2	Front Tyre	Slick-Medium 8 Laps at start	Rear Tyre	Slick-Soft 8 Laps at start	
9	9'38.959	42.972	25.219	33.718	30.824	
10	1'54.131	35.155	22.002	27.254	29.720	314.8
11	1'54.249	34.969	22.122	27.306	29.852	314.8
12	1'54.734	34.975	22.135	27.560	30.064	313.0

Lap	Lap Time	T1	T2	T3	T4	Speed
13	1'54.661 *	35.185 *	22.227	27.358	29.891	313.9
14	1'54.770	35.167	22.126	27.473	30.004	314.8
15	2'14.771 P	39.050	24.271	30.321 *	41.129	313.9
Run #	3	Front Tyre	Slick-Medium New Tyre	Rear Tyre	Slick-Soft New Tyre	
16	9'17.190	38.878	23.314	28.123	30.072	
17	1'53.075	34.608	21.799	27.038	29.630	319.5
18	1'53.102	34.628	21.848	27.117	29.509	318.5
19	2'11.152 P	37.693	24.360	28.264	40.835	306.8
Run #	4	Front Tyre	Slick-Medium 4 Laps at start	Rear Tyre	Slick-Soft New Tyre	
20	3'04.239	36.840	22.278	27.432	29.591	
21	1'52.583	34.454	21.730	26.881	29.518	315.7
22	2'13.527 *	42.702	25.449 *	30.686	34.690	315.7

19th	33	Brad BINDER		KTM	RSA	
Red Bull KTM Factory Racing						
Runs=4		Total laps=20		Full laps=13		Valid laps=13
Run #	1	Front Tyre	Slick-Medium New Tyre	Rear Tyre	Slick-Soft New Tyre	
1	2'08.362	38.532	23.222	27.745	30.053	
2	1'54.371	35.039	22.163	27.364	29.805	323.3
3	1'53.864	34.840	21.997	27.218	29.809	323.3
4	1'53.813	34.888	21.995	27.191	29.739	323.3
5	1'53.900	34.942	21.996	27.253	29.709	322.3
6	2'08.107 P	34.958	24.023	28.325	40.801	320.4
Run #	2	Front Tyre	Slick-Medium 6 Laps at start	Rear Tyre	Slick-Medium New Tyre	
7	8'03.761	39.826	23.045	28.135	30.588	
8	1'57.766	35.467	23.017	28.518	30.764	318.5
9	1'55.025	35.016	22.506	27.656	29.847	322.3
10	1'53.468	34.669	22.002	27.069	29.728	324.3
11	1'54.074	34.944	22.049	27.210	29.871	321.4
12	2'06.711 P	34.914	24.319	27.492	39.986	319.5
Run #	3	Front Tyre	Slick-Medium New Tyre	Rear Tyre	Slick-Soft New Tyre	
13	11'25.054	36.513	22.542	28.031	30.507	
14	1'52.865	34.600	21.884	26.933	29.448	323.3
15	1'53.389	34.688	21.970	27.091	29.640	320.4
16	2'05.868 P	35.834	22.237	28.184	39.613	321.4
Run #	4	Front Tyre	Slick-Medium New Tyre	Rear Tyre	Slick-Soft New Tyre	
17	8'12.029	38.462	23.607	38.947	30.133	
18	1'54.820	34.842	21.740	26.933	31.305	325.3
19	1'52.599	34.454	21.779	26.926	29.440	322.3
20	1'53.399	34.626	22.057	27.119	29.597	322.3

20th	42	Alex RINS		YAMAHA	SPA	
Monster Energy Yamaha MotoGP Team						
Runs=5		Total laps=19		Full laps=9		Valid laps=8
Run #	1	Front Tyre	Slick-Medium 5 Laps at start	Rear Tyre	Slick-Medium 5 Laps at start	
1	2'06.969	40.037	22.921	27.997	30.224	
2	1'57.083	35.274	22.777	28.277	30.755	317.6
3	1'54.158	34.943	22.060	27.354	29.801	321.4
4	1'55.017 *	35.374 *	22.098	27.465	30.080	317.6

Fastest Lap: Ai OGURA JPN SuperFile Trackhouse MotoGP Team **1'51.735** 34.217 21.648 26.716 29.154

These data/results cannot be reproduced, stored and/or transmitted in whole or in part by any manner of electronic, mechanical, photocopying, recording, broadcasting or otherwise now known or herein after developed without the previous express consent by the copyright owner, except for reproduction in daily press and regular printed publications on sale to the public within 60 days of the event related to those data/results and always provided that copyright symbol appears together as follows below.

© MotoGP Sports Entertainment Group, 2026

Official MotoGP Timing by TISSOT

www.motogp.com

Brno, Friday, June 19, 2026

Page 6 of 7

Practice

MotoGP™

Lap	Lap Time	T1	T2	T3	T4	Speed
5	1'54.584	35.037	22.127	27.368	30.052	316.7
6	2'12.797 P	37.941	26.539	28.174	40.143	316.7
Run #	2	Front Tyre	Slick-Medium	Rear Tyre	Slick-Medium	
		11 Laps at start		11 Laps at start		
7	11'09.430	36.091	22.616	28.042	30.470	
8	1'55.062	35.203	22.219	27.482	30.158	315.7
9	1'54.749	35.187	22.134	27.428	30.000	315.7
10	1'58.985	35.237	23.584	29.388	30.776	312.1
11	2'09.137 P	36.754	23.427	29.125	39.831	313.0
Run #	3	Front Tyre	Slick-Medium	Rear Tyre	Slick-Soft	
		New Tyre		New Tyre		
12	9'23.689	37.017	22.771	27.935	30.252	
13	2'04.001 P	34.895	21.969	27.155	39.982	312.1
Run #	4	Front Tyre	Slick-Medium	Rear Tyre	Slick-Soft	
		New Tyre		New Tyre		
14	7'43.432	36.535	22.747	27.833	31.407	
15	1'53.550	34.865	21.873	27.093	29.719	316.7
16	2'05.062 P	36.005	22.418	27.512	39.127	313.9
Run #	5	Front Tyre	Slick-Medium	Rear Tyre	Slick-Soft	
		3 Laps at start		New Tyre		
17	3'25.575	37.003	21.999	27.128	29.805	
18	1'53.020	34.493	21.897	27.080	29.550	316.7
19	2'12.642 P	38.576	23.787	29.841	40.438	313.9

21st	7	Toprak RAZGATLIOGLU	YAMAHA	TUR		
		Prima Pramac Yamaha MotoGP				
		Runs=4	Total laps=18	Full laps=11 Valid laps=8		
Run #	1	Front Tyre	Slick-Medium	Rear Tyre	Slick-Soft	
		New Tyre		New Tyre		
1	2'09.663	36.743	22.878	28.015	30.430	
2	1'53.758 *	34.879	21.997	27.222	29.660 *	316.7
3	1'53.681	34.829	22.004	27.164	29.684	321.4
4	1'59.528 *	34.878	26.768	27.781	30.101 *	318.5
5	2'05.293 P	35.063	22.136	27.392	40.702	314.8
Run #	2	Front Tyre	Slick-Medium	Rear Tyre	Slick-Medium	
		5 Laps at start		New Tyre		
6	12'08.995	43.198	24.814	28.558	30.303	
7	1'58.750	35.019	24.873	28.541	30.317	311.2
8	1'54.033	34.980	21.992	27.278	29.783	313.9
9	1'57.421	36.456	22.621	27.839	30.505	313.9
10	2'08.475 P	35.080	23.229	29.921	40.245	310.3
Run #	3	Front Tyre	Slick-Medium	Rear Tyre	Slick-Soft	
		New Tyre		New Tyre		
11	10'58.062	46.707	24.586	28.535	30.406	
12	1'53.434	34.680	21.932	27.147	29.675	313.9
13	1'59.154	38.275	22.283	27.334	31.262	305.9
14	2'06.641 P	35.114	22.117	28.924	40.486	311.2
Run #	4	Front Tyre	Slick-Medium	Rear Tyre	Slick-Soft	
		4 Laps at start		New Tyre		
15	7'35.213	47.059	30.343	28.423	31.072	
16	1'59.005	35.518	22.629	27.999	32.859	316.7
17	1'53.398	34.704	21.849	27.108	29.737	317.6
18	1'53.744 *	34.785	21.931	27.309	29.719 *	315.7

Lap	Lap Time	T1	T2	T3	T4	Speed
22nd	35	Cal CRUTCHLOW	HONDA	GBR		
		Castrol Honda LCR				
		Runs=5	Total laps=19	Full laps=11	Valid laps=12	
Run #	1	Front Tyre	Slick-Medium	Rear Tyre	Slick-Medium	
		New Tyre		New Tyre		
1	2'49.132	39.061	23.971	29.083	31.841	
2	1'59.755	36.254	24.900	28.030	30.571	317.6
3	1'55.583	35.556	22.309	27.635	30.083	318.5
4	1'54.773	35.261	22.067	27.531	29.914	318.5
5	1'55.106	35.400	22.152	27.570	29.984	318.5
6	2'13.711 P	39.566	23.419	29.006	41.720	318.5
Run #	2	Front Tyre	Slick-Medium	Rear Tyre	Slick-Medium	
		6 Laps at start		6 Laps at start		
7	7'21.624	40.451	25.231	31.502	31.660	
8	2'01.932 *	36.315	26.273	28.784	30.560 *	313.9
9	1'54.988	35.264	22.314	27.502	29.908	317.6
10	1'54.934	35.256	22.132	27.488	30.058	320.4
11	2'15.593 P	35.365	26.704	32.005	41.519	318.5
Run #	3	Front Tyre	Slick-Medium	Rear Tyre	Slick-Medium	
		11 Laps at start		11 Laps at start		
12	7'11.773	39.197	23.367	31.605	30.142	
	unfinished	35.179	22.069			316.7
Run #	4	Front Tyre	Slick-Medium	Rear Tyre	Slick-Soft	
		New Tyre		New Tyre		
13	2'04.757	43.540	23.117	27.991	30.109	
14	1'54.285	35.108	22.034	27.249	29.894	321.4
15	1'54.234	35.038	21.972	27.352	29.872	318.5
16	2'10.136 P	38.583	23.177	28.147	40.229	316.7
Run #	5	Front Tyre	Slick-Medium	Rear Tyre	Slick-Soft	
		4 Laps at start		New Tyre		
17	3'45.858	50.666	24.017	28.343	30.572	
18	2'03.490	35.035	30.254	28.206	29.995	317.6
19	1'53.847	34.799	22.055	27.205	29.788	317.6

Fastest Lap: Ai OGURA JPN SuperFile Trackhouse MotoGP Team **1'51.735** 34.217 21.648 26.716 29.154

These data/results cannot be reproduced, stored and/or transmitted in whole or in part by any manner of electronic, mechanical, photocopying, recording, broadcasting or otherwise now known or herein after developed without the previous express consent by the copyright owner, except for reproduction in daily press and regular printed publications on sale to the public within 60 days of the event related to those data/results and always provided that copyright symbol appears together as follows below.

© MotoGP Sports Entertainment Group, 2026

Official MotoGP Timing by TISSOT

www.motogp.com

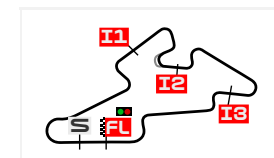
Brno, Friday, June 19, 2026

Page 7 of 7



BEST PARTIAL TIMES

MONSTER ENERGY GRAND PRIX OF CZECHIA PRACTICE



Automotodrom Brno 5403 m.

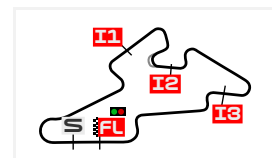
IT Ideal Lap Time, sum of the best partial times

BT Best Lap Time

Pos	T1		T2		T3		T4		Pos	Rider	IT	BT	
	Rider	Time	Rider	Time	Rider	Time	Rider	Time					
1	M.BEZZECCHI	34.145	M.MARQUEZ	21.546	A.OGURA	26.678	A.OGURA	29.154	1	A.OGURA	1'51.587	1'51.735	(1)
2	A.OGURA	34.170	F.DI GIANNANT	21.551	F.BAGNAIA	26.695	F.BAGNAIA	29.207	2	M.BEZZECCHI	1'51.777	1'51.826	(2)
3	P.ACOSTA	34.309	R.FERNANDEZ	21.561	M.MARQUEZ	26.716	F.DI GIANNANT	29.251	3	F.BAGNAIA	1'51.817	1'51.983	(4)
4	F.ALDEGUER	34.314	M.BEZZECCHI	21.564	F.DI GIANNANT	26.758	A.MARQUEZ	29.283	4	F.DI GIANNANTONI	1'51.903	1'51.942	(3)
5	M.VIÑALES	34.317	F.BAGNAIA	21.579	M.BEZZECCHI	26.765	M.BEZZECCHI	29.303	5	M.MARQUEZ	1'51.988	1'51.988	(5)
6	F.BAGNAIA	34.336	A.OGURA	21.585	F.ALDEGUER	26.768	L.MARINI	29.333	6	J.MIR	1'52.140	1'52.253	(7)
7	J.MARTIN	34.337	J.MIR	21.612	J.MIR	26.789	J.MARTIN	29.338	7	P.ACOSTA	1'52.144	1'52.228	(6)
8	D.MOREIRA	34.342	P.ACOSTA	21.621	P.ACOSTA	26.827	M.MARQUEZ	29.345	8	F.ALDEGUER	1'52.152	1'52.320	(9)
9	F.DI GIANNANT	34.343	M.VIÑALES	21.662	F.QUARTARARO	26.864	F.ALDEGUER	29.372	9	R.FERNANDEZ	1'52.231	1'52.354	(10)
10	J.MIR	34.355	L.MARINI	21.667	R.FERNANDEZ	26.871	M.VIÑALES	29.377	10	M.VIÑALES	1'52.273	1'52.392	(12)
11	E.BASTIANINI	34.381	D.MOREIRA	21.679	J.MILLER	26.881	D.MOREIRA	29.379	11	J.MARTIN	1'52.298	1'52.365	(11)
12	M.MARQUEZ	34.381	F.MORBIDELLI	21.682	F.MORBIDELLI	26.889	J.MIR	29.384	12	D.MOREIRA	1'52.315	1'52.315	(8)
13	R.FERNANDEZ	34.403	F.ALDEGUER	21.698	J.MARTIN	26.901	P.ACOSTA	29.387	13	L.MARINI	1'52.374	1'52.424	(13)
14	L.MARINI	34.449	F.QUARTARAR	21.707	D.MOREIRA	26.915	R.FERNANDEZ	29.396	14	F.MORBIDELLI	1'52.489	1'52.576	(17)
15	B.BINDER	34.454	J.MARTIN	21.722	M.VIÑALES	26.917	F.QUARTARARO	29.433	15	F.QUARTARARO	1'52.533	1'52.533	(14)
16	J.MILLER	34.454	J.MILLER	21.730	L.MARINI	26.925	F.MORBIDELLI	29.438	16	E.BASTIANINI	1'52.549	1'52.561	(16)
17	F.MORBIDELLI	34.480	B.BINDER	21.740	B.BINDER	26.926	B.BINDER	29.440	17	A.MARQUEZ	1'52.556	1'52.556	(15)
18	A.RINS	34.493	E.BASTIANINI	21.752	E.BASTIANINI	26.973	E.BASTIANINI	29.443	18	B.BINDER	1'52.560	1'52.599	(19)
19	A.MARQUEZ	34.498	A.MARQUEZ	21.762	A.MARQUEZ	27.013	J.MILLER	29.509	19	J.MILLER	1'52.574	1'52.583	(18)
20	F.QUARTARAR	34.529	T.RAZGATLIOG	21.849	A.RINS	27.080	A.RINS	29.550	20	A.RINS	1'52.996	1'53.020	(20)
21	T.RAZGATLIOG	34.680	A.RINS	21.873	T.RAZGATLIOG	27.108	T.RAZGATLIOG	29.675	21	T.RAZGATLIOGLU	1'53.312	1'53.398	(21)
22	C.CRUTCHLOW	34.799	C.CRUTCHLOW	21.972	C.CRUTCHLOW	27.205	C.CRUTCHLOW	29.788	22	C.CRUTCHLOW	1'53.764	1'53.847	(22)

These data/results cannot be reproduced, stored and/or transmitted in whole or in part by any manner of electronic, mechanical, photocopying, recording, broadcasting or otherwise now known or herein after developed without the previous express consent by the copyright owner, except for reproduction in daily press and regular printed publications on sale to the public within 60 days of the event related to those data/results and always provided that copyright symbol appears together as follows below.

© MotoGP Sports Entertainment Group, 2026



Automotodrom Brno 5403 m.

FASTEST LAPS SEQUENCE

MONSTER ENERGY GRAND PRIX OF CZECHIA

PRACTICE

Practice Time	#	Rider	Nation	Motorcycle	Time	Km/h	Rider's Lap
4'01.028	49	Fabio DI GIANNANTONI	ITA	DUCATI	1'54.336	170.1	2
4'01.615	37	Pedro ACOSTA	SPA	KTM	1'54.185	170.3	2
4'02.931	23	Enea BASTIANINI	ITA	KTM	1'54.003	170.6	2
4'45.343	72	Marco BEZZECCHI	ITA	APRILIA	1'53.529	171.3	2
5'54.388	49	Fabio DI GIANNANTONI	ITA	DUCATI	1'53.360	171.5	3
6'38.423	72	Marco BEZZECCHI	ITA	APRILIA	1'53.080	172.0	3
22'53.887	37	Pedro ACOSTA	SPA	KTM	1'53.002	172.1	9
24'22.155	25	Raul FERNANDEZ	SPA	APRILIA	1'52.862	172.3	7
25'57.839	79	Ai OGURA	JPN	APRILIA	1'52.718	172.5	8
27'25.761	72	Marco BEZZECCHI	ITA	APRILIA	1'52.275	173.2	10
42'59.567	37	Pedro ACOSTA	SPA	KTM	1'52.228	173.3	14
48'34.702	93	Marc MARQUEZ	SPA	DUCATI	1'51.988	173.6	16
56'06.166	49	Fabio DI GIANNANTONI	ITA	DUCATI	1'51.942	173.7	16
57'19.741	72	Marco BEZZECCHI	ITA	APRILIA	1'51.826	173.9	21
58'21.228	79	Ai OGURA	JPN	APRILIA	1'51.735	174.0	18

These data/results cannot be reproduced, stored and/or transmitted in whole or in part by any manner of electronic, mechanical, photocopying, recording, broadcasting or otherwise now known or herein after developed without the previous express consent by the copyright owner, except for reproduction in daily press and regular printed publications on sale to the public within 60 days of the event related to those data/results and always provided that copyright symbol appears together as follows below.

© MotoGP Sports Entertainment Group, 2026

Official MotoGP Timing by www.motogp.com

Brno, Friday, June 19, 2026