

# Stock ECh 2026

## FIM MotoJunior CIRCUITO JEREZ ANGEL NIETO

### Race Stock ((6 laps, 26,5 km.))

### Classification

Rider	Nat	Team	Bike	Tyres	Cl.	Laps	Total Time	Gap	Kph	Best Lap		
										Lap	Time	Kph
1	34	JACOBO HINOJOSA	SPA FUTUROTOL FACE RACING	YAMAHA		4	<b>7:05.927</b>	-	149.5	2	<b>1:44.941</b>	151.7
2	37	DAVID JIMENEZ	SPA MDR COMPETICION	YAMAHA		4	<b>7:07.320</b>	+1.393	149.0	2	<b>1:44.983</b>	151.7
3	31	ALBERTO GARCIA	SPA TOP SURFACE ASPAR TEAM	YAMAHA		4	<b>7:07.333</b>	+1.406	149.0	2	<b>1:44.694</b>	152.1
4	27	ÁLVARO DIAZ	SPA Zivimotor	YAMAHA		4	<b>7:07.845</b>	+1.918	148.9	4	<b>1:45.125</b>	151.5
5	72	YERAY RUIZ	SPA TEAM HONDA LAGLISSE FPS	HONDA		4	<b>7:08.495</b>	+2.568	148.6	4	<b>1:44.850</b>	151.9
6	75	SARTHAK CHAVAN	IND Junior Team Da Corsa	YAMAHA		4	<b>7:08.829</b>	+2.902	148.5	3	<b>1:45.400</b>	151.1
7	5	LORENZO FELLON	FRA SF Racing	YAMAHA		4	<b>7:08.962</b>	+3.035	148.5	2	<b>1:45.024</b>	151.6
8	76	GONÇALO CAPOTE	POR PROMORACING FACTORY TEAM	YAMAHA		4	<b>7:09.645</b>	+3.718	148.2	2	<b>1:45.006</b>	151.6
9	29	CRISTIAN LOLLI	ITA MDR COMPETICION	YAMAHA		4	<b>7:09.658</b>	+3.731	148.2	4	<b>1:45.038</b>	151.6
10	25	BENCE KECSKES	HUN IUM MOTORSPORTS	YAMAHA		4	<b>7:10.080</b>	+4.153	148.1	2	<b>1:45.339</b>	151.2
11	57	MITJA BORGELT	GER Ravenel Motorsport by planam	YAMAHA		4	<b>7:11.814</b>	+5.887	147.5	2	<b>1:45.855</b>	150.4
12	13	MATTHIAS ROSTAGNI	FRA BRS - Brechon Racing School	YAMAHA		4	<b>7:12.214</b>	+6.287	147.4	4	<b>1:45.991</b>	150.2
13	90	FILIPPO ORLANDI	ITA RC113 Reparto Corse	YAMAHA		4	<b>7:16.246</b>	+10.319	146.0	4	<b>1:46.543</b>	149.4
14	7	MATEUSZ MOLIK	POL Wójcik Racing Team	HONDA		4	<b>7:16.757</b>	+10.830	145.8	4	<b>1:46.243</b>	149.9
15	84	JUANES RIVERA	COL Da Corsa Racing Team	YAMAHA		4	<b>7:17.131</b>	+11.204	145.7	4	<b>1:46.633</b>	149.3
16	22	DANIEL LANUZA	USA LODISNA TEAM TORRENTÓ	YAMAHA		4	<b>7:18.595</b>	+12.668	145.2	4	<b>1:47.111</b>	148.7
17	3	VASILIS PANTELEAKIS	GRE VP3 Racing Team by Ilusion Racing	HONDA		4	<b>7:18.708</b>	+12.781	145.2	4	<b>1:47.074</b>	148.7
18	91	KOTARO UCHIUMI	JPN PROMORACING FACTORY TEAM	YAMAHA		4	<b>7:19.964</b>	+14.037	144.8	2	<b>1:47.318</b>	148.4
19	26	CRISTIAN D'ARLIANO	ITA CIP Green Power Junior Team	YAMAHA		4	<b>7:20.018</b>	+14.091	144.7	2	<b>1:47.139</b>	148.6
20	23	LORENZO PONTILLO	BEL LODISNA TEAM TORRENTÓ	YAMAHA		4	<b>7:20.081</b>	+14.154	144.7	2	<b>1:45.993</b>	150.2
21	51	EMANUELE ANDRENACCI	ITA FUTUROTOL FACE RACING	YAMAHA		4	<b>7:20.386</b>	+14.459	144.6	2	<b>1:47.289</b>	148.4
22	38	OLA GRANSHAGEN	NOR IUM MOTORSPORTS	YAMAHA		4	<b>7:28.590</b>	+22.663	142.0	4	<b>1:49.541</b>	145.4
23	60	ISAAC ROSA	POR ROSA COMPETICION - MCL	YAMAHA		4	<b>7:31.882</b>	+25.955	140.9	2	<b>1:50.597</b>	144.0

**Not classified:**

35	MIGUEL BERNAL	SPA MDR COMPETICION	YAMAHA		4	<b>7:07.387</b>				2	<b>1:44.877</b>	151.8
11	FILIPPO FULIGNI	ITA FUTUROTOL FACE RACING	YAMAHA		4	<b>7:07.491</b>				2	<b>1:44.627</b>	152.2
8	JORDI LOSADA	SPA GV TAMOIL RACING	YAMAHA		1	<b>1:56.460</b>						

**Not started**

62 BLAI TRIAS SPA GV TAMOIL RACING YAMAHA

**Pole Position**

B. TRIAS


**Fastest Lap**

Lap 2	FILIPPO FULIGNI	<b>1:44.627</b>	152.2 Kph
-------	-----------------	-----------------	-----------

Published at: .....

Track Status: **DRY**

<b>Stewards:</b>	<b>Timekeeper:</b>
------------------	--------------------




## Stock ECh 2026

FIM MotoJunior CIRCUITO JEREZ ANGEL NIETO

Race Stock

Lap Chart

		LAP				
Nr	Pos	Grid	1	2	3	4
62	<b>1</b>	62	34	34	34	34
34	<b>2</b>	34	37	37	37	37
35	<b>3</b>	35	35	35	35	31
5	<b>4</b>	5	27	11	11	35
37	<b>5</b>	37	11	27	31	11
29	<b>6</b>	29	75	31	27	27
11	<b>7</b>	11	29	75	75	72
75	<b>8</b>	75	31	5	5	75
25	<b>9</b>	25	5	76	72	5
57	<b>10</b>	57	25	25	76	76
27	<b>11</b>	27	76	72	25	29
23	<b>12</b>	23	13	29	29	25
76	<b>13</b>	76	23	23	57	57
84	<b>14</b>	84	72	57	13	13
31	<b>15</b>	31	57	13	23	90
3	<b>16</b>	3	84	22	90	7
13	<b>17</b>	13	22	84	84	84
22	<b>18</b>	22	91	90	7	22
91	<b>19</b>	91	90	91	22	3
26	<b>20</b>	26	3	7	3	91
90	<b>21</b>	90	7	3	91	26
8	<b>22</b>	8	8	51	51	23
38	<b>23</b>	38	51	26	26	51
60	<b>24</b>	60	26	38	38	38
72	<b>25</b>	72	38	60	60	60
7	<b>26</b>	7	60			
51	<b>27</b>	51				




## Stock ECh 2026

### FIM MotoJunior CIRCUITO JEREZ ANGEL NIETO After Race Stock

Event maximum speed

Rider	Team	Bike	Class	T. Speed	Lap	Session
91 KOTARO UCHIUMI	PROMORACING FACTORY TEAM	YAMAHA		<b>239.5</b>	2	Q1 Stock
7 MATEUSZ MOLIK	Wójcik Racing Team	HONDA		<b>236.8</b>	2	Race Stock
76 GONÇALO CAPOTE	PROMORACING FACTORY TEAM	YAMAHA		<b>236.8</b>	2	Race Stock
23 LORENZO PONTILLO	LODISNA TEAM TORRENTÓ	YAMAHA		<b>236.3</b>	7	Practice Stock
11 FILIPPO FULIGNI	FUTUROTTEL FACE RACING	YAMAHA		<b>235.8</b>	7	Practice Stock
25 BENEC KECSKES	IUM MOTORSPORTS	YAMAHA		<b>235.8</b>	2	Practice Stock
27 ÁLVARO DIAZ	Zivimotor	YAMAHA		<b>235.8</b>	11	Practice Stock
13 MATTHIAS ROSTAGNI	BRS - Brechon Racing School	YAMAHA		<b>235.3</b>	4	Q1 Stock
75 SARTHAK CHAVAN	Junior Team Da Corsa	YAMAHA		<b>234.8</b>	12	Practice Stock
72 YERAY RUIZ	TEAM HONDA LAGLISSE FPS	HONDA		<b>234.3</b>	4	Race Stock
26 CRISTIAN D'ARLIANO	CIP Green Power Junior Team	YAMAHA		<b>233.8</b>	2	Q1 Stock
3 VASILIS PANTELEAKIS	VP3 Racing Team by Ilusion Racing	HONDA		<b>233.8</b>	4	Practice Stock
37 DAVID JIMENEZ	MDR COMPETICION	YAMAHA		<b>233.8</b>	10	Practice Stock
57 MITJA BORGELT	Ravenol Motorsport by planam	YAMAHA		<b>233.8</b>	4	Q2 Stock
22 DANIEL LANUZA	LODISNA TEAM TORRENTÓ	YAMAHA		<b>233.3</b>	4	Q1 Stock
31 ALBERTO GARCIA	TOP SURFACE ASPAR TEAM	YAMAHA		<b>233.3</b>	1	Race Stock
35 MIGUEL BERNAL	MDR COMPETICION	YAMAHA		<b>233.3</b>	2	Race Stock
5 LORENZO FELLON	SF Racing	YAMAHA		<b>233.3</b>	1	Race Stock
84 JUANES RIVERA	Da Corsa Racing Team	YAMAHA		<b>233.3</b>	4	Practice Stock
34 JACOBO HINOJOSA	FUTUROTTEL FACE RACING	YAMAHA		<b>232.8</b>	3	Practice Stock
51 EMANUELE ANDRENACCI	FUTUROTTEL FACE RACING	YAMAHA		<b>232.8</b>	5	Q1 Stock
90 FILIPPO ORLANDI	RC113 Reparto Corse	YAMAHA		<b>232.8</b>	1	Practice Stock
8 JORDI LOSADA	GV TAMOIL RACING	YAMAHA		<b>231.8</b>	2	Q1 Stock
62 BLAI TRIAS	GV TAMOIL RACING	YAMAHA		<b>231.3</b>	10	Practice Stock
29 CRISTIAN LOLLI	MDR COMPETICION	YAMAHA		<b>229.8</b>	12	Practice Stock
38 OLA GRANSHAGEN	IUM MOTORSPORTS	YAMAHA		<b>229.8</b>	2	Practice Stock
60 ISAAC ROSA	ROSA COMPETICION - MCL	YAMAHA		<b>224.1</b>	2	Practice Stock




## Stock ECh 2026

### FIM MotoJunior CIRCUITO JEREZ ANGEL NIETO

#### Race Stock

#### Best Sector Times

SECTOR 1			SECTOR 2		SECTOR 3		SECTOR 4		Pos	Ideal Lap	Best Lap	
Pos	Rider	Time	Rider	Time	Rider	Time	Rider	Time				
1	31 A.GARCIA	27.747	5 L.FELLON	14.491	31 A.GARCIA	31.020	25 B.KECSKES	30.948	1	31	1:44.407	1:44.694 (2)
2	35 M.BERNAL	27.748	25 B.KECSKES	14.528	34 J.HINOJOSA	31.189	72 Y.RUIZ	30.957	2	72	1:44.575	1:44.850 (3)
3	25 B.KECSKES	27.758	76 G.CAPOTE	14.555	72 Y.RUIZ	31.193	27 Á.DIAZ	30.968	3	11	1:44.627	1:44.627 (1)
4	11 F.FULIGNI	27.777	31 A.GARCIA	14.578	11 F.FULIGNI	31.210	11 F.FULIGNI	31.027	4	5	1:44.723	1:45.024 (8)
5	5 L.FELLON	27.813	35 M.BERNAL	14.585	29 C.LOLLI	31.255	37 D.JIMENEZ	31.040	5	27	1:44.748	1:45.125 (10)
6	72 Y.RUIZ	27.819	27 Á.DIAZ	14.595	5 L.FELLON	31.288	31 A.GARCIA	31.062	6	25	1:44.807	1:45.339 (11)
7	29 C.LOLLI	27.866	72 Y.RUIZ	14.606	27 Á.DIAZ	31.292	29 C.LOLLI	31.071	7	34	1:44.829	1:44.941 (5)
8	34 J.HINOJOSA	27.878	11 F.FULIGNI	14.613	37 D.JIMENEZ	31.305	34 J.HINOJOSA	31.071	8	29	1:44.863	1:45.038 (9)
9	27 Á.DIAZ	27.893	37 D.JIMENEZ	14.615	23 L.PONTILLO	31.310	35 M.BERNAL	31.088	9	35	1:44.877	1:44.877 (4)
10	37 D.JIMENEZ	27.942	23 L.PONTILLO	14.629	76 G.CAPOTE	31.348	76 G.CAPOTE	31.092	10	37	1:44.902	1:44.983 (6)
11	57 M.BORGELT	27.956	75 S.CHAVAN	14.642	57 M.BORGELT	31.411	5 L.FELLON	31.131	11	76	1:45.006	1:45.006 (7)
12	76 G.CAPOTE	28.011	13 M.ROSTAGNI	14.644	75 S.CHAVAN	31.425	57 M.BORGELT	31.164	12	57	1:45.201	1:45.855 (13)
13	75 S.CHAVAN	28.016	7 M.MOLIK	14.653	35 M.BERNAL	31.456	23 L.PONTILLO	31.217	13	23	1:45.218	1:45.993 (15)
14	23 L.PONTILLO	28.062	57 M.BORGELT	14.670	25 B.KECSKES	31.573	75 S.CHAVAN	31.222	14	75	1:45.305	1:45.400 (12)
15	13 M.ROSTAGNI	28.178	29 C.LOLLI	14.671	13 M.ROSTAGNI	31.591	7 M.MOLIK	31.239	15	13	1:45.726	1:45.991 (14)
16	84 J.RIVERA	28.207	34 J.HINOJOSA	14.691	84 J.RIVERA	31.646	13 M.ROSTAGNI	31.313	16	84	1:46.097	1:46.633 (18)
17	90 F.ORLANDI	28.321	3 V.PANTELEAKIS	14.746	90 F.ORLANDI	31.661	90 F.ORLANDI	31.423	17	7	1:46.128	1:46.243 (16)
18	7 M.MOLIK	28.345	91 K.UCHIUMI	14.759	26 C.D'ARLIANO	31.844	84 J.RIVERA	31.443	18	90	1:46.231	1:46.543 (17)
19	91 K.UCHIUMI	28.374	84 J.RIVERA	14.801	22 D.LANUZA	31.852	91 K.UCHIUMI	31.621	19	3	1:46.755	1:47.074 (19)
20	22 D.LANUZA	28.377	90 F.ORLANDI	14.826	3 V.PANTELEAKIS	31.854	51 E.ANDRENACCI	31.643	20	26	1:46.788	1:47.139 (21)
21	26 C.D'ARLIANO	28.420	26 C.D'ARLIANO	14.852	7 M.MOLIK	31.891	3 V.PANTELEAKIS	31.646	21	22	1:46.947	1:47.111 (20)
22	3 V.PANTELEAKIS	28.509	51 E.ANDRENACCI	14.871	51 E.ANDRENACCI	31.945	26 C.D'ARLIANO	31.672	22	51	1:47.006	1:47.289 (22)
23	51 E.ANDRENACCI	28.547	22 D.LANUZA	14.972	91 K.UCHIUMI	32.396	22 D.LANUZA	31.746	23	91	1:47.150	1:47.318 (23)
24	38 O.GRANSHAGEN	29.179	8 J.LOSADA	14.976	8 J.LOSADA	32.622	8 J.LOSADA	32.211	24	8	1:49.291	
25	60 I.ROSA	29.247	38 O.GRANSHAGEN	15.197	38 O.GRANSHAGEN	32.828	38 O.GRANSHAGEN	32.337	25	38	1:49.541	1:49.541 (24)
26	8 J.LOSADA	29.482	60 I.ROSA	15.427	60 I.ROSA	33.217	60 I.ROSA	32.562	26	60	1:50.453	1:50.597 (25)




## Stock ECh 2026

FIM MotoJunior CIRCUITO JEREZ ANGEL NIETO

Race Stock

Leader Sequence

Nr	Rider	Team	Bike	Start Lap	End Lap	Laps	Total Laps
34	JACOBO HINOJOSA	FUTUROTTEL FACE RACING	YAMAHA	1	4	4	4



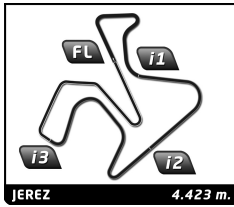
## Stock ECh 2026

FIM MotoJunior CIRCUITO JEREZ ANGEL NIETO

Race Stock

### Fastest Lap Sequence

Practice Time	Rider	Team	Bike	Class	Time	Kph	Lap
3:35.737	<b>34</b> JACOBO HINOJOSA	FUTUROTTEL FACE RACING	YAMAHA		<b>1:44.941</b>	151.7	2
3:36.252	<b>35</b> MIGUEL BERNAL	MDR COMPETICION	YAMAHA		<b>1:44.877</b>	151.8	2
3:36.424	<b>11</b> FILIPPO FULIGNI	FUTUROTTEL FACE RACING	YAMAHA		<b>1:44.627</b>	152.2	2



# Stock ECh 2026


## FIM MotoJunior CIRCUITO JEREZ ANGEL NIETO

### Race Stock

### Analysis

■ Personal Best ■ Session Best B Crossing the finish line in pit lane

Lap	Time	Sector 1	Sector 2	Sector 3	Sector 4	Elapsed	Lap	Time	Sector 1	Sector 2	Sector 3	Sector 4	Elapsed	
<b>3</b>	<b>VASILIS PANTELEAKIS</b>						GRE	1	1:53.168	34.672	<b>14.528</b>	32.566	31.402	1:53.168
	VP3 Racing Team by Illusion Racing						HONDA	2	<b>1:45.339</b>	<b>27.758</b>	14.794	31.603	31.184	3:38.507
	1	1:56.099	36.325	14.920	32.842	32.012	1:56.099	3	1:45.787	28.510	14.756	<b>31.573</b>	<b>30.948</b>	5:24.294
	2	1:47.457	<b>28.509</b>	<b>14.746</b>	32.432	31.770	3:43.556	4	1:45.786	28.048	14.576	31.653	31.509	7:10.080
	3	1:48.078	28.800	15.046	32.586	<b>31.646</b>	5:31.634							
	4	<b>1:47.074</b>	28.739	14.777	<b>31.854</b>	31.704	7:18.708							
<b>5</b>	<b>LORENZO FELLON</b>						FRA	1	1:52.981	34.594	<b>14.491</b>	32.401	31.495	1:52.981
	SF Racing						YAMAHA	2	<b>1:45.024</b>	<b>27.813</b>	14.624	<b>31.288</b>	31.299	3:38.005
	1	1:52.981	34.594	<b>14.491</b>	32.401	31.495	1:52.981	3	1:45.388	27.926	14.673	31.658	<b>31.131</b>	5:23.393
	2	<b>1:45.024</b>	<b>27.813</b>	14.624	<b>31.288</b>	31.299	3:38.005	4	1:45.569	27.947	14.804	31.513	31.305	7:08.962
	3	1:45.388	27.926	14.673	31.658	<b>31.131</b>	5:23.393							
	4	1:45.569	27.947	14.804	31.513	31.305	7:08.962							
<b>7</b>	<b>MATEUSZ MOLIK</b>						POL	1	1:56.424	36.901	15.027	32.473	32.023	1:56.424
	Wójcik Racing Team						HONDA	2	1:46.938	<b>28.345</b>	<b>14.653</b>	32.191	31.749	3:43.362
	1	1:56.424	36.901	15.027	32.473	32.023	1:56.424	3	1:47.152	28.791	15.059	32.033	31.269	5:30.514
	2	1:46.938	<b>28.345</b>	<b>14.653</b>	32.191	31.749	3:43.362	4	<b>1:46.243</b>	28.391	14.722	<b>31.891</b>	<b>31.239</b>	7:16.757
	3	1:47.152	28.791	15.059	32.033	31.269	5:30.514							
	4	<b>1:46.243</b>	28.391	14.722	<b>31.891</b>	<b>31.239</b>	7:16.757							
<b>8</b>	<b>JORDI LOSADA</b>						SPA	1	1:56.460	36.651	<b>14.976</b>	<b>32.622</b>	<b>32.211</b>	1:56.460
	GV TAMOIL RACING						YAMAHA	2	1:46.796	28.336	15.097	31.740	31.623	3:39.220
	1	1:56.460	36.651	<b>14.976</b>	<b>32.622</b>	<b>32.211</b>	1:56.460	3	1:45.400	28.179	14.895	<b>31.255</b>	<b>31.071</b>	5:24.620
	2	1:46.796	28.336	15.097	31.740	31.623	3:39.220	4	<b>1:45.038</b>	<b>27.866</b>	<b>14.671</b>	31.329	31.172	7:09.658
	3	1:45.400	28.179	14.895	<b>31.255</b>	<b>31.071</b>	5:24.620							
	4	<b>1:45.038</b>	<b>27.866</b>	<b>14.671</b>	31.329	31.172	7:09.658							
<b>11</b>	<b>FILIPPO FULIGNI</b>						ITA	1	1:51.797	33.968	14.807	31.780	31.242	1:51.797
	FUTUROTTEL FACE RACING						YAMAHA	2	<b>1:44.627</b>	<b>27.777</b>	<b>14.613</b>	<b>31.210</b>	<b>31.027</b>	3:36.424
	1	1:51.797	33.968	14.807	31.780	31.242	1:51.797	3	1:45.648	28.051	14.735	31.627	31.235	5:22.072
	2	<b>1:44.627</b>	<b>27.777</b>	<b>14.613</b>	<b>31.210</b>	<b>31.027</b>	3:36.424	4	1:45.419	27.822	14.723	31.696	31.178	7:07.491
	3	1:45.648	28.051	14.735	31.627	31.235	5:22.072							
	4	1:45.419	27.822	14.723	31.696	31.178	7:07.491							
<b>13</b>	<b>MATTHIAS ROSTAGNI</b>						FRA	1	1:53.574	35.347	14.657	32.255	31.315	1:53.574
	BRS - Brechon Racing School						YAMAHA	2	1:46.533	28.254	<b>14.644</b>	32.293	31.342	3:40.107
	1	1:53.574	35.347	14.657	32.255	31.315	1:53.574	3	1:46.116	28.249	14.816	31.738	<b>31.313</b>	5:26.223
	2	1:46.533	28.254	<b>14.644</b>	32.293	31.342	3:40.107	4	<b>1:45.991</b>	<b>28.178</b>	14.721	<b>31.591</b>	31.501	7:12.214
	3	1:46.116	28.249	14.816	31.738	<b>31.313</b>	5:26.223							
	4	<b>1:45.991</b>	<b>28.178</b>	14.721	<b>31.591</b>	31.501	7:12.214							
<b>22</b>	<b>DANIEL LANUZA</b>						USA	1	1:54.799	35.826	<b>14.972</b>	32.255	<b>31.746</b>	1:54.799
	LODISNA TEAM TORRENTÓ						YAMAHA	2	1:47.468	<b>28.377</b>	15.065	31.984	32.042	3:42.267
	1	1:54.799	35.826	<b>14.972</b>	32.255	<b>31.746</b>	1:54.799	3	1:49.217	28.887	15.285	33.077	31.968	5:31.484
	2	1:47.468	<b>28.377</b>	15.065	31.984	32.042	3:42.267	4	<b>1:47.111</b>	28.463	15.027	<b>31.852</b>	31.769	7:18.595
	3	1:49.217	28.887	15.285	33.077	31.968	5:31.484							
	4	<b>1:47.111</b>	28.463	15.027	<b>31.852</b>	31.769	7:18.595							
<b>23</b>	<b>LORENZO PONTILLO</b>						BEL	1	1:53.606	35.025	14.653	32.426	31.502	1:53.606
	LODISNA TEAM TORRENTÓ						YAMAHA	2	<b>1:45.993</b>	28.108	<b>14.629</b>	32.039	<b>31.217</b>	3:39.599
	1	1:53.606	35.025	14.653	32.426	31.502	1:53.606	3	1:48.071	<b>28.062</b>	14.995	31.442	33.572	5:27.670
	2	<b>1:45.993</b>	28.108	<b>14.629</b>	32.039	<b>31.217</b>	3:39.599	4	1:52.411	34.759	14.943	<b>31.310</b>	31.399	7:20.081
	3	1:48.071	<b>28.062</b>	14.995	31.442	33.572	5:27.670							
	4	1:52.411	34.759	14.943	<b>31.310</b>	31.399	7:20.081							
<b>25</b>	<b>BENCE KECSKES</b>						HUN	1	1:54.799	35.826	<b>14.972</b>	32.255	<b>31.746</b>	1:54.799
	IUM MOTORSPORTS						YAMAHA	2	1:47.468	<b>28.377</b>	15.065	31.984	32.042	3:42.267
	1	1:54.799	35.826	<b>14.972</b>	32.255	<b>31.746</b>	1:54.799	3	1:49.217	28.887	15.285	33.077	31.968	5:31.484
	2	1:47.468	<b>28.377</b>	15.065	31.984	32.042	3:42.267	4	<b>1:47.111</b>	28.463	15.027	<b>31.852</b>	31.769	7:18.595
	3	1:49.217	28.887	15.285	33.077	31.968	5:31.484							
	4	<b>1:47.111</b>	28.463	15.027	<b>31.852</b>	31.769	7:18.595							
<b>26</b>	<b>CRISTIAN D'ARLIANO</b>						ITA	1	1:57.047	36.812	15.187	32.951	32.097	1:57.047
	CIP Green Power Junior Team						YAMAHA	2	<b>1:47.139</b>	28.771	<b>14.852</b>	<b>31.844</b>	<b>31.672</b>	3:44.186
	1	1:57.047	36.812	15.187	32.951	32.097	1:57.047	3	1:48.208	28.550	15.042	32.675	31.941	5:32.394
	2	<b>1:47.139</b>	28.771	<b>14.852</b>	<b>31.844</b>	<b>31.672</b>	3:44.186	4	1:47.624	<b>28.420</b>	14.917	32.372	31.915	7:20.018
	3	1:48.208	28.550	15.042	32.675	31.941	5:32.394							
	4	1:47.624	<b>28.420</b>	14.917	32.372	31.915	7:20.018							
<b>27</b>	<b>ÁLVARO DIAZ</b>						SPA	1	1:51.721	34.261	14.710	31.782	<b>30.968</b>	1:51.721
	Zivimotor						YAMAHA	2	1:45.421	28.114	<b>14.595</b>	<b>31.292</b>	31.420	3:37.142
	1	1:51.721	34.261	14.710	31.782	<b>30.968</b>	1:51.721	3	1:45.578	28.386	14.736	31.293	31.163	5:22.720
	2	1:45.421	28.114	<b>14.595</b>	<b>31.292</b>	31.420	3:37.142	4	<b>1:45.125</b>	<b>27.893</b>	14.695	31.408	31.129	7:07.845
	3	1:45.578	28.386	14.736	31.293	31.163	5:22.720							
	4	<b>1:45.125</b>	<b>27.893</b>	14.695	31.408	31.129	7:07.845							
<b>29</b>	<b>CRISTIAN LOLLI</b>						ITA	1	1:52.424	34.327	14.760	32.074	31.263	1:52.424
	MDR COMPETICION						YAMAHA	2	1:46.796	28.336	15.097	31.740	31.623	3:39.220
	1	1:52.424	34.327	14.760	32.074	31.263	1:52.424	3	1:45.400	28.179	14.895	<b>31.255</b>	<b>31.071</b>	5:24.620
	2	1:46.796	28.336	15.097	31.740	31.623	3:39.220	4	<b>1:45.038</b>	<b>27.866</b>	<b>14.671</b>	31.329	31.172	7:09.658
	3	1:45.400	28.179	14.895	<b>31.255</b>	<b>31.071</b>	5:24.620							
	4	<b>1:45.038</b>	<b>27.866</b>	<b>14.671</b>	31.329	31.172	7:09.658							
<b>31</b>	<b>ALBERTO GARCIA</b>						SPA	1	1:52.659	35.121	14.685	31.579	31.274	1:52.659
	TOP SURFACE ASPAR TEAM						YAMAHA	2	<b>1:44.694</b>	27.840	<b>14.578</b>	31.176	31.100	3:37.353
	1	1:52.659	35.121	14.685	31.579	31.274	1:52.659	3	1:44.965	28.143	14.740	<b>31.020</b>	<b>31.062</b>	5:22.318
	2	<b>1:44.694</b>	27.840	<b>14.578</b>	31.176	31.100	3:37.353	4	1:45.015	<b>27.747</b>	14.623	31.254	31.391	7:07.333
	3	1:44.965	28.143	14.740	<b>31.020</b>	<b>31.062</b>	5:22.318							
	4	1:45.015	<b>27.747</b>	14.623	31.254	31.391	7:07.333							
<b>34</b>	<b>JACOBO HINOJOSA</b>						SPA	1	1:50.796	33.395	14.763	31.474	31.164	1:50.796
	FUTUROTTEL FACE RACING						YAMAHA	2	<b>1:44.941</b>	27.882	<b>14.691</b>	31.297	<b>31.071</b>	3:35.737
	1	1:50.796	33.395	14.763	31.474	31.164	1:50.796	3	1:45.205	27.894	14.838	31.321	31.152	5:20.942
	2	<b>1:44.941</b>	27.882	<b>14.691</b>	31.297	<b>31.071</b>	3:35.737	4	1:44.985	<b>27.878</b>	14.798	<b>31.189</b>	31.120	7:05.927
	3	1:45.205	27.894	14.838	31.321	31.152	5:20.942							
	4	1:44.985	<b>27.878</b>	14.798	<b>31.189</b>	31.120	7:05.927							
<b>35</b>														



# Stock ECh 2026


## FIM MotoJunior CIRCUITO JEREZ ANGEL NIETO

### Race Stock

### Analysis

■ Personal Best ■ Session Best B Crossing the finish line in pit lane

Lap	Time	Sector 1	Sector 2	Sector 3	Sector 4	Elapsed	Lap	Time	Sector 1	Sector 2	Sector 3	Sector 4	Elapsed
1	1:58.900	37.425	15.349	33.600	32.526	1:58.900	1	1:55.788	36.489	14.826	32.470	32.003	1:55.788
2	1:50.034	29.219	15.278	33.081	32.456	3:48.934	2	1:46.943	28.439	14.826	32.255	31.423	3:42.731
3	1:50.115	29.454	15.278	32.974	32.409	5:39.049	3	1:46.972	28.606	15.137	31.729	31.500	5:29.703
4	1:49.541	29.179	15.197	32.828	32.337	7:28.590	4	1:46.543	28.321	14.925	31.661	31.636	7:16.246
<b>51</b> EMANUELE ANDRENACCI ITA FUTUROTEL FACE RACING YAMAHA							<b>91</b> KOTARO UCHIUMI JPN PROMORACING FACTORY TEAM YAMAHA						
1	1:56.641	36.686	15.064	32.982	31.909	1:56.641	1	1:55.760	36.134	14.882	32.721	32.023	1:55.760
2	1:47.289	28.547	14.871	32.228	31.643	3:43.930	2	1:47.318	28.374	14.775	32.548	31.621	3:43.078
3	1:48.300	28.581	15.141	32.680	31.898	5:32.230	3	1:48.791	28.970	15.101	32.992	31.728	5:31.869
4	1:48.156	29.270	14.871	31.945	32.070	7:20.386	4	1:48.095	28.795	14.759	32.396	32.145	7:19.964
<b>57</b> MITJA BORGELT GER Ravenol Motorsport by planam YAMAHA													
1	1:53.951	35.326	15.063	32.099	31.463	1:53.951							
2	1:45.855	28.237	14.670	31.784	31.164	3:39.806							
3	1:45.955	28.003	14.954	31.544	31.454	5:25.761							
4	1:46.053	27.956	15.255	31.411	31.431	7:11.814							
<b>60</b> ISAAC ROSA POR ROSA COMPETICION - MCL YAMAHA													
1	1:59.589	37.536	15.726	33.765	32.562	1:59.589							
2	1:50.597	29.247	15.427	33.227	32.696	3:50.186							
3	1:50.942	29.407	15.456	33.429	32.650	5:41.128							
4	1:50.754	29.491	15.439	33.217	32.607	7:31.882							
<b>72</b> YERAY RUIZ SPA TEAM HONDA LAGLISSE FPS HONDA													
1	1:53.765	36.045	14.713	31.881	31.126	1:53.765							
2	1:44.913	28.138	14.606	31.212	30.957	3:38.678							
3	1:44.967	27.994	14.694	31.250	31.029	5:23.645							
4	1:44.850	27.819	14.718	31.193	31.120	7:08.495							
<b>75</b> SARTHAK CHAVAN IND Junior Team Da Corsa YAMAHA													
1	1:52.227	34.124	14.763	32.011	31.329	1:52.227							
2	1:45.519	28.094	14.642	31.561	31.222	3:37.746							
3	1:45.400	28.016	14.735	31.425	31.224	5:23.146							
4	1:45.683	28.138	14.680	31.522	31.343	7:08.829							
<b>76</b> GONALO CAPOTE POR PROMORACING FACTORY TEAM YAMAHA													
1	1:53.247	34.892	14.637	32.239	31.479	1:53.247							
2	1:45.006	28.011	14.555	31.348	31.092	3:38.253							
3	1:45.453	28.040	14.700	31.489	31.224	5:23.706							
4	1:45.939	28.303	14.684	31.531	31.421	7:09.645							
<b>84</b> JUANES RIVERA COL Da Corsa Racing Team YAMAHA													
1	1:54.353	35.520	14.847	32.330	31.656	1:54.353							
2	1:48.107	28.207	14.801	32.554	32.545	3:42.460							
3	1:48.038	28.896	15.423	31.973	31.746	5:30.498							
4	1:46.633	28.589	14.955	31.646	31.443	7:17.131							
<b>90</b> FILIPPO ORLANDI ITA RC113 Reparto Corse YAMAHA													

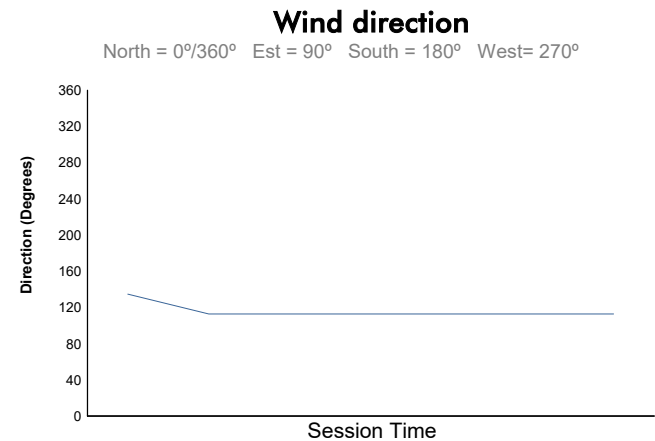
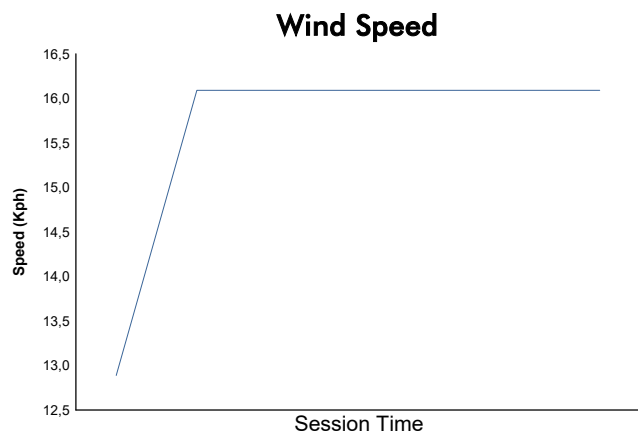
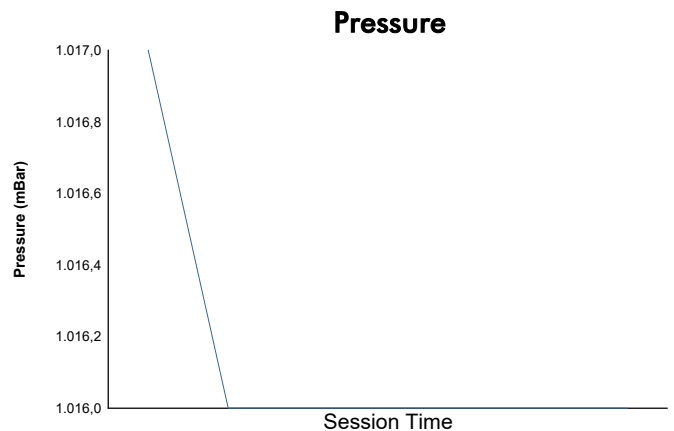
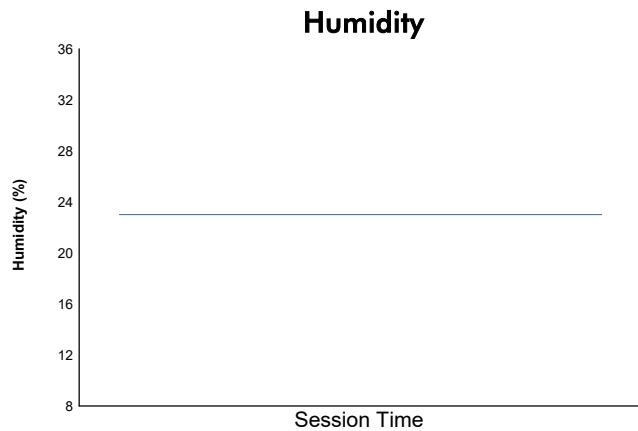
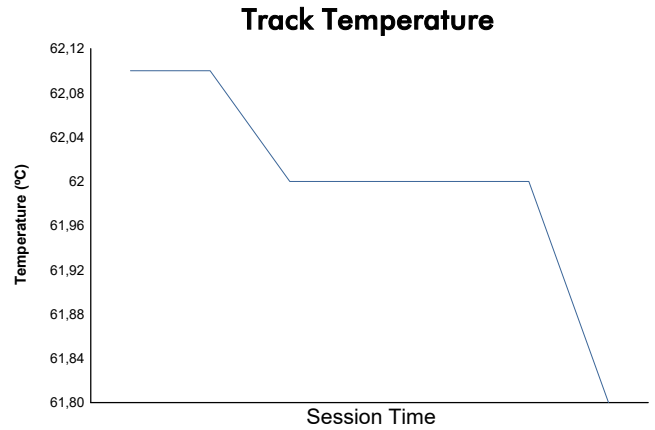
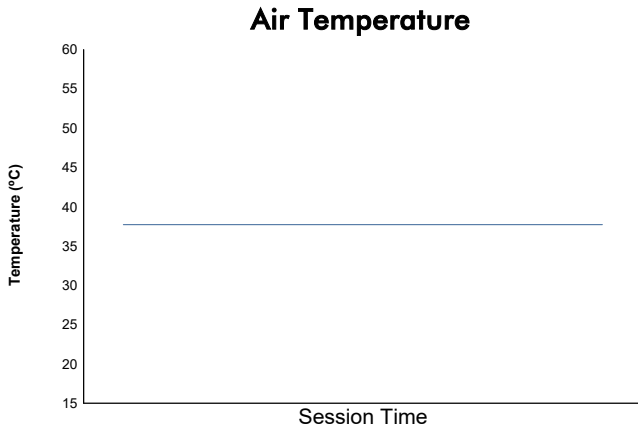


# FIM MotoJunior CIRCUITO JEREZ ANGEL NIETO

Stock ECh 2026

Race Stock

## Weather Report



Track Status: **DRY**