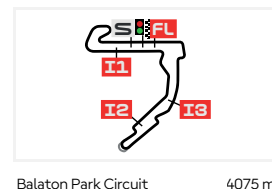


CLASSIFICATION AFTER 22 LAPS = 89.65 KM

GRAND PRIX OF HUNGARY

RACE



Pos	Pts	#	Rider	Nation	Team	Motorcycle	Total Time	Km/h	Gap
1	25	18	Manuel GONZALEZ	SPA	LIQUI MOLY Dynavolt Intact GP	KALEX	37'10.278	144.7	
2	20	12	Filip SALAC	CZE	OnlyFans American Racing Team	KALEX	37'11.830	144.6	1.552
3	16	81	Senna AGIUS	AUS	LIQUI MOLY Dynavolt Intact GP	KALEX	37'14.203	144.4	3.925
4	13	80	David ALONSO	COL	CFMOTO Inde Aspar Team	KALEX	37'14.645	144.4	4.367
5	11	96	Daniel HOLGADO	SPA	CFMOTO Inde Aspar Team	KALEX	37'19.839	144.0	9.561
6	10	28	Izan GUEVARA	SPA	BLU CRU Pramac Yamaha Moto2	BOSCOSCURO	37'21.421	143.9	11.143
7	9	13	Celestino VIETTI	ITA	MB Conveyors SpeedRS Team	BOSCOSCURO	37'24.890	143.7	14.612
8	8	21	Alonso LOPEZ	SPA	ITALJET Gresini Moto2	KALEX	37'28.930	143.5	18.652
9	7	54	Alberto FERRANDEZ	SPA	BLU CRU Pramac Yamaha Moto2	BOSCOSCURO	37'29.086	143.4	18.808
10	6	14	Tony ARBOLINO	ITA	REDS Fantic Racing	KALEX	37'31.163	143.3	20.885
11	5	98	Jose Antonio RUEDA	SPA	Red Bull KTM Ajo	KALEX	37'32.682	143.2	22.404
12	4	7	Barry BALTUS	BEL	REDS Fantic Racing	KALEX	37'32.842	143.2	22.564
13	3	84	Zonta VD GOORBERGH	NED	Momoven Idrofoglia RW Racing Team	KALEX	37'34.541	143.1	24.263
14	2	72	Taiyo FURUSATO	JPN	Idemitsu Honda Team Asia	KALEX	37'37.791	142.9	27.513
15	1	16	Joe ROBERTS	USA	OnlyFans American Racing Team	KALEX	37'38.040	142.9	27.762
16		99	Adrian HUERTAS	SPA	Italtrans Racing Team	KALEX	37'39.503	142.8	29.225
17		53	Deniz ÖNCÜ	TUR	ELF Marc VDS Racing Team	BOSCOSCURO	37'41.703	142.6	31.425
18		32	Luca LUNETTA	ITA	MB Conveyors SpeedRS Team	BOSCOSCURO	37'42.000	142.6	31.722
19		71	Ayumu SASAKI	JPN	Momoven Idrofoglia RW Racing Team	KALEX	37'44.041	142.5	33.763
20		3	Sergio GARCIA	SPA	ITALJET Gresini Moto2	KALEX	37'50.954	142.1	40.676
21		11	Alex ESCRIG	SPA	KLINT Racing Team	FORWARD	37'54.124	141.9	43.846
22		22	Jacob ROULSTONE	AUS	Idemitsu Honda Team Asia	KALEX	38'14.779	140.6	1'04.501
23		95	Collin VEIJER	NED	Red Bull KTM Ajo	KALEX	37'42.032	136.1	1 lap
Not classified									
		85	Xabi ZURUTUZA	SPA	KLINT Racing Team	FORWARD	33'07.297	140.2	3 laps
		17	Daniel MUÑOZ	SPA	Italtrans Racing Team	KALEX	5'10.719	141.6	19 laps
		4	Ivan ORTOLA	SPA	QJMOTOR - Exocom - MSI	KALEX	5'11.012	141.5	19 laps
Not finished first lap									
		44	Aron CANET	SPA	ELF Marc VDS Racing Team	BOSCOSCURO			

The results are provisional until the end of the limit for protest and appeals.

Time limit for protest expires 60' after publication of the results - **Thomas KOCSIK** Time: **13:06**

These data/results cannot be reproduced, stored and/or transmitted in whole or in part by any manner of electronic, mechanical, photocopying, recording, broadcasting or otherwise now known or herein after developed without the previous express consent by the copyright owner, except for reproduction in daily press and regular printed publications on sale to the public within 60 days of the event related to those data/results and always provided that copyright symbol appears together as follows below.

© MotoGP Sports Entertainment Group, 2026

Official MotoGP Timing by

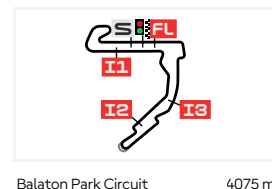
www.motogp.com

Balatonfokajár, Sunday, June 7, 2026

CLASSIFICATION AFTER 22 LAPS = 89.65 KM

GRAND PRIX OF HUNGARY

RACE



Pos Pts # Rider Nation Team Motorcycle Total Time Km/h Gap

Race condition: Dry Air: 26° Humidity: 47% Ground: 45°	Pole Position:	Izan GUEVARA	1'40.280	146.2 Km/h
	Fastest Lap (New record):	Lap 17 Manuel GONZALEZ	1'40.893	145.4 Km/h
	Best Race Lap:	2025 David ALONSO	1'40.964	145.2 Km/h
	All-Time Lap Record:	2026 Manuel GONZALEZ	1'39.913	146.8 Km/h

12:00'00	SIGHTING LAP START
12:06'28	All bikes on grid
12:14'55	WARM UP LAP START
12:17'30	RACE START
12:18'55 Aron CANET	crashed out - Rider OK
12:20'02	No jump starts
12:23'05 Daniel MUÑOZ	crashed out - Rider OK
12:23'05 Ivan ORTOLA	crashed out - Rider OK
12:24'20 Izan GUEVARA	long lap penalty - unsafe change of direction at race start
12:25'48	Incident between riders #4 and #17 to be reviewed after the race
12:27'28 Xabi ZURUTUZA	track limits warning
12:28'28 Collin VEIJER	crashed out - Rider OK
12:29'23 Izan GUEVARA	long lap penalty - COMPLETE
12:30'20 Collin VEIJER	re-joined race
12:33'32 Collin VEIJER	track limits warning
12:36'44 Barry BALTUS	track limits warning
12:39'56 Xabi ZURUTUZA	long lap penalty - Exceeding track limit
12:42'34 Manuel GONZALEZ	track limits warning
12:43'10 Barry BALTUS	long lap penalty - Exceeding track limit
12:44'43 Xabi ZURUTUZA	long lap penalty - COMPLETE
12:47'56 Barry BALTUS	long lap penalty - COMPLETE
12:48'36 Daniel HOLGADO	track limits warning
12:50'37 Xabi ZURUTUZA	entered pits
12:51'15 Xabi ZURUTUZA	re-joined race
12:52'12 Xabi ZURUTUZA	black flag with orange disc
12:52'49 Xabi ZURUTUZA	stopped with technical issue

The results are provisional until the end of the limit for protest and appeals.

Time limit for protest expires 60' after publication of the results - **Thomas KOCSIK** Time: **13:06**

These data/results cannot be reproduced, stored and/or transmitted in whole or in part by any manner of electronic, mechanical, photocopying, recording, broadcasting or otherwise now known or herein after developed without the previous express consent by the copyright owner, except for reproduction in daily press and regular printed publications on sale to the public within 60 days of the event related to those data/results and always provided that copyright symbol appears together as follows below.

© MotoGP Sports Entertainment Group, 2026

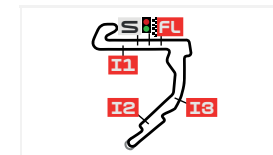
Official MotoGP Timing by

www.motogp.com

Balatonfokajár, Sunday, June 7, 2026

WORLD CHAMPIONSHIP CLASSIFICATION

GRAND PRIX OF HUNGARY



Balaton Park Circuit

4075 m.

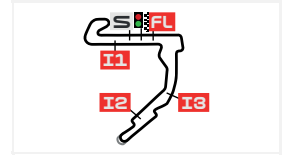
Rider	Nation	Points	Leader	Previous	THA	BRA	USA	SPA	FRA	CAT	ITA	HUN	CZE	NED	GER	GBR	ARA	RSM	AUT	JPN	INA	AUS	MAL	QAT	POR	VAL
1 GONZALEZ Manuel	SPA	154.5			12.5	16	11	20	20	25	25	25														
2 GUEVARA Izan	SPA	105	49.5	49.5	10	10	16	9	25	16	9	10														
3 VIETTI Celestino	ITA	102	52.5	3	5	7	20	11	10	20	20	9														
4 AGIUS Senna	AUS	94	60.5	8	0	0	25	25	9	6	13	16														
5 HOLGADO Daniel	SPA	76	78.5	18	8	25	0	5	-	11	16	11														
6 ALONSO David	COL	71	83.5	5	-	11	13	13	11	10	0	13														
7 LOPEZ Alonso	SPA	57.5	97	13.5	4.5	5	9	-	13	8	10	8														
8 ORTOLA Ivan	SPA	52.5	102	5	6.5	6	5	6	16	13	-	-														
9 SALAC Filip	CZE	50	104.5	2.5	0	1	0	2	7	9	11	20														
10 MUÑOZ Daniel	SPA	41	113.5	9	4	20	2	10	0	5	0	-														
11 ARBOLINO Tony	ITA	37.5	117	3.5	1.5	9	6	8	2	0	5	6														
12 VEIJER Collin	NED	36.5	118	1	5.5	8	-	16	-	-	7	0														
13 ESCRIG Alex	SPA	30	124.5	6.5	2	13	8	7	0	-	-	0														
14 BALTUS Barry	BEL	28	126.5	2	1	2	10	-	-	3	8	4														
15 ROBERTS Joe	USA	19	135.5	9	-	0	7	1	8	-	2	1														
16 ÖNCÜ Deniz	TUR	15.5	139	3.5	3.5	0	0	3	3	0	6	0														
17 CANET Aron	SPA	13.5	141	2	2.5	0	3	-	6	2	-	-														
18 RUEDA Jose Antonio	SPA	13	141.5	0.5	-	0	1	0	0	4	3	5														
19 HUERTAS Adrian	SPA	12	142.5	1	-	4	4	-	0	0	4	0														
20 FERRANDEZ Alberto	SPA	8.5	146	3.5	0.5	0	-	0	1	0	0	7														
21 SASAKI Ayumu	JPN	8	146.5	0.5	3	-	0	4	-	1	-	0														

These data/results cannot be reproduced, stored and/or transmitted in whole or in part by any manner of electronic, mechanical, photocopying, recording, broadcasting or otherwise now known or herein after developed without the previous express consent by the copyright owner, except for reproduction in daily press and regular printed publications on sale to the public within 60 days of the event related to those data/results and always provided that copyright symbol appears together as follows below.

© MotoGP Sports Entertainment Group, 2026

WORLD CHAMPIONSHIP CLASSIFICATION

GRAND PRIX OF HUNGARY



Balaton Park Circuit 4075 m.

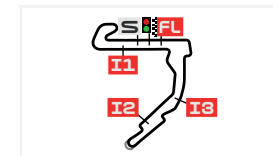
Rider	Nation	Points	Leader	Previous	THA	BRA	USA	SPA	FRA	CAT	ITA	HUN	CZE	NED	GER	GBR	ARA	RSM	AUT	JPN	INA	AUS	MAL	QAT	POR	VAL
22 VD GOORBERGH Zonta	NED	8	146.5	0	-	0	0	0	4	0	1	3														
23 LUNETTA Luca	ITA	7	147.5	1	-	-	-	0	0	7	0	0														
24 GARCIA Sergio	SPA	5	149.5	2	-	0	-	0	5	0	0	0														
25 AJI Mario	INA	3	151.5	2	-	3	-	-	0	-	-	-														
26 FURUSATO Taiyo	JPN	2	152.5	1	0	-	0	-	0	0	-	2														
27 RAMIREZ Marcos	SPA	0	154.5	2	-	-	-	0	0	-	-	-														
28 ORRADRE Unai	SPA	0	154.5	0	-	-	-	-	-	0	0	-														
29 NAVARRO Jorge	SPA	0	154.5	0	0	-	-	-	-	-	-	-														
30 FOGGIA Dennis	ITA	0	154.5	0	-	0	0	-	-	-	-	-														
31 ROULSTONE Jacob	AUS	0	154.5	0	-	-	-	-	-	-	-	0														
32 ZURUTUZA Xabi	SPA	0	154.5	0	-	-	-	-	-	0	-	-														

These data/results cannot be reproduced, stored and/or transmitted in whole or in part by any manner of electronic, mechanical, photocopying, recording, broadcasting or otherwise now known or herein after developed without the previous express consent by the copyright owner, except for reproduction in daily press and regular printed publications on sale to the public within 60 days of the event related to those data/results and always provided that copyright symbol appears together as follows below.

© MotoGP Sports Entertainment Group, 2026

WORLD CHAMPIONSHIP CLASSIFICATION

GRAND PRIX OF HUNGARY



Balaton Park Circuit

4075 m.

Constructor	Points	Leader	Previous	THA	BRA	USA	SPA	FRA	CAT	ITA	HUN	CZE	NED	GER	GBR	ARA	RSM	AUT	JPN	INA	AUS	MAL	QAT	POR	VAL
1 KALEX	182.5			12.5	25	25	25	20	25	25	25														
2 BOSCOSCURO	126	56.5	56.5	10	10	20	11	25	20	20	10														
3 FORWARD	30	152.5	96	2	13	8	7	-	-	-	-														

Team	Points	Leader	Previous	THA	BRA	USA	SPA	FRA	CAT	ITA	HUN	CZE	NED	GER	GBR	ARA	RSM	AUT	JPN	INA	AUS	MAL	QAT	POR	VAL
1 LIQUI MOLY Dynavolt Intact GP	248.5			12.5	16	36	45	29	31	38	41														
2 CFMOTO Inde Aspar Team	147	101.5	101.5	8	36	13	18	11	21	16	24														
3 BLU CRU Pramac Yamaha Moto2	113.5	135	33.5	10.5	10	16	9	26	16	9	17														
4 MB Conveyors SpeedRS Team	109	139.5	4.5	5	7	20	11	10	27	20	9														
5 OnlyFans American Racing Team	69	179.5	40	-	1	7	3	15	9	13	21														
6 REDS Fantic Racing	65.5	183	3.5	2.5	11	16	8	2	3	13	10														
7 ITALJET Gresini Moto2	62.5	186	3	4.5	5	9	-	18	8	10	8														
8 Italtrans Racing Team	53	195.5	9.5	4	24	6	10	-	5	4	-														
9 QJMOTOR - Exocom - MSI	52.5	196	0.5	6.5	6	5	6	16	13	-	-														
10 Red Bull KTM Ajo	49.5	199	3	5.5	8	1	16	-	4	10	5														
11 KLINT Racing Team	30	218.5	19.5	2	13	8	7	-	-	-	-														
12 ELF Marc VDS Racing Team	29	219.5	1	6	-	3	3	9	2	6	-														
13 Momoven Idrofoglia RW Racing Team	16	232.5	13	3	-	-	4	4	1	1	3														
14 Idemitsu Honda Team Asia	5	243.5	11	-	3	-	-	-	-	-	2														

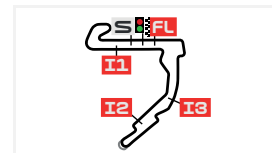
These data/results cannot be reproduced, stored and/or transmitted in whole or in part by any manner of electronic, mechanical, photocopying, recording, broadcasting or otherwise now known or herein after developed without the previous express consent by the copyright owner, except for reproduction in daily press and regular printed publications on sale to the public within 60 days of the event related to those data/results and always provided that copyright symbol appears together as follows below.

© MotoGP Sports Entertainment Group, 2026

LAP CHART

GRAND PRIX OF HUNGARY

RACE



Balaton Park Circuit

4075 m.

Pos	1	2	3	4	5	6	7	8	9	10	11	12	13	14	15	16	17	18	19	20	21	22	23	24	25	26	27
Grid	28	12	81	18	11	96	95	21	80	17	7	13	84	98	14	44	54	4	71	72	32	16	53	85	3	22	99
	1	12	18	28	81	96	95	11	80	17	21	13	84	54	4	98	14	7	72	32	71	16	85	99	53	3	22
	2	12	18	81	96	28	95	80	11	21	17	13	84	4	54	98	14	7	72	71	32	16	85	99	53	3	22
	3	12	18	81	96	28	80	95	11	21	17	13	4	84	54	98	14	7	72	71	32	16	99	53	3	85	22
	4	12	18	81	28	96	80	95	11	21	13	84	54	98	14	7	72	71	32	16	99	53	3	85	22		
	5	12	18	81	28	96	80	95	11	21	13	84	54	98	14	7	72	71	32	16	99	53	3	85	22		
	6	12	18	81	28	96	80	95	11	21	13	84	98	54	14	7	72	71	32	16	99	53	3	85	22		
	7	12	18	81	96	80	28	11	21	13	84	98	54	7	72	14	71	32	16	99	53	3	85	22	95		
	8	12	18	81	96	80	28	21	13	11	84	98	54	7	72	14	71	32	16	99	53	3	85	22	95		
	9	12	18	81	96	80	28	21	13	11	84	54	98	7	72	14	32	71	16	99	53	3	85	22	95		
	10	12	18	81	96	80	28	13	21	54	11	84	98	7	72	14	32	71	16	99	53	3	85	22	95		
L	11	12	18	81	96	80	28	13	21	54	98	84	11	7	72	14	32	71	16	99	53	3	85	22	95		
a	12	18	12	81	96	80	28	13	21	54	98	84	7	14	72	11	32	71	16	99	53	3	85	22	95		
p	13	18	12	81	96	80	28	13	21	54	98	84	7	14	72	32	16	11	99	71	53	3	85	22	95		
s	14	18	12	81	96	80	28	13	21	54	98	84	7	14	72	32	16	99	71	53	11	3	85	22	95		
	15	18	12	81	96	80	28	13	21	54	98	84	7	14	72	32	16	99	71	53	11	3	85	22	95		
	16	18	12	81	96	80	28	13	21	54	98	7	84	14	72	32	16	99	71	53	11	3	85	22	95		
	17	18	12	81	80	96	28	13	21	54	7	98	84	14	72	32	16	99	71	53	11	3	85	22	95		
	18	18	12	81	80	96	28	13	21	54	98	14	84	7	72	16	99	32	53	71	11	3	85	22	95		
	19	18	12	81	80	96	28	13	21	54	98	14	84	7	72	16	99	32	53	71	3	11	22	85	95		
	20	18	12	81	80	96	28	13	21	54	14	98	7	84	72	16	99	32	53	71	3	11	22	95			
	21	18	12	81	80	96	28	13	21	54	14	98	7	84	72	16	99	32	53	71	3	11	22	95			
	22	18	12	81	80	96	28	13	21	54	14	98	7	84	72	16	99	53	32	71	3	11	22				

○ Winner □ Lapped rider

These data/results cannot be reproduced, stored and/or transmitted in whole or in part by any manner of electronic, mechanical, photocopying, recording, broadcasting or otherwise now known or herein after developed without the previous express consent by the copyright owner, except for reproduction in daily press and regular printed publications on sale to the public within 60 days of the event related to those data/results and always provided that copyright symbol appears together as follows below.

© MotoGP Sports Entertainment Group, 2026

Official MotoGP Timing by **TISSOT**

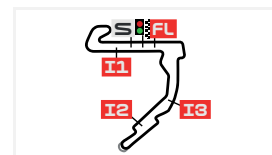
www.motogp.com

Balatonfokajár, Sunday, June 7, 2026

FASTEST LAP OF EACH RIDER

GRAND PRIX OF HUNGARY

RACE



Balaton Park Circuit

4075 m.

#	Rider	Nation	Team	Motorcycle	Time	Lap Total	Gap
1	18 Manuel GONZALEZ	SPA	LIQUI MOLY Dynavolt Intact GP	KALEX	1'40.893	17 22	
2	12 Filip SALAC	CZE	OnlyFans American Racing Team	KALEX	1'40.911	9 22	0.018 0.018
3	81 Senna AGIUS	AUS	LIQUI MOLY Dynavolt Intact GP	KALEX	1'40.996	5 22	0.103 0.085
4	96 Daniel HOLGADO	SPA	CFMOTO Inde Aspar Team	KALEX	1'41.072	8 22	0.179 0.076
5	28 Izan GUEVARA	SPA	BLU CRU Pramac Yamaha Moto2	BOSCOSCURO	1'41.099	13 22	0.206 0.027
6	80 David ALONSO	COL	CFMOTO Inde Aspar Team	KALEX	1'41.125	19 22	0.232 0.026
7	13 Celestino VIETTI	ITA	MB Conveyors SpeedRS Team	BOSCOSCURO	1'41.393	12 22	0.500 0.268
8	95 Collin VEIJER	NED	Red Bull KTM Ajo	KALEX	1'41.404	13 21	0.511 0.011
9	7 Barry BALTUS	BEL	REDS Fantic Racing	KALEX	1'41.421	19 22	0.528 0.017
10	4 Ivan ORTOLA	SPA	QJMOTOR - Exocom - MSI	KALEX	1'41.448	3 3	0.555 0.027
11	11 Alex ESCRIG	SPA	KLINT Racing Team	FORWARD	1'41.452	5 22	0.559 0.004
12	98 Jose Antonio RUEDA	SPA	Red Bull KTM Ajo	KALEX	1'41.558	6 22	0.665 0.106
13	14 Tony ARBOLINO	ITA	REDS Fantic Racing	KALEX	1'41.600	18 22	0.707 0.042
14	21 Alonso LOPEZ	SPA	ITALJET Gresini Moto2	KALEX	1'41.619	5 22	0.726 0.019
15	54 Alberto FERRANDEZ	SPA	BLU CRU Pramac Yamaha Moto2	BOSCOSCURO	1'41.640	16 22	0.747 0.021
16	84 Zonta VD GOORBERGH	NED	Momoven Idrofoglia RW Racing Team	KALEX	1'41.678	12 22	0.785 0.038
17	17 Daniel MUÑOZ	SPA	Italtrans Racing Team	KALEX	1'41.812	3 3	0.919 0.134
18	16 Joe ROBERTS	USA	OnlyFans American Racing Team	KALEX	1'41.838	9 22	0.945 0.026
19	72 Taiyo FURUSATO	JPN	Idemitsu Honda Team Asia	KALEX	1'41.842	9 22	0.949 0.004
20	53 Deniz ÖNCÜ	TUR	ELF Marc VDS Racing Team	BOSCOSCURO	1'41.941	21 22	1.048 0.099
21	32 Luca LUNETTA	ITA	MB Conveyors SpeedRS Team	BOSCOSCURO	1'42.033	4 22	1.140 0.092
22	71 Ayumu SASAKI	JPN	Momoven Idrofoglia RW Racing Team	KALEX	1'42.047	3 22	1.154 0.014
23	99 Adrian HUERTAS	SPA	Italtrans Racing Team	KALEX	1'42.047	8 22	1.154
24	3 Sergio GARCIA	SPA	ITALJET Gresini Moto2	KALEX	1'42.479	5 22	1.586 0.432
25	85 Xabi ZURUTUZA	SPA	KLINT Racing Team	FORWARD	1'42.481	8 19	1.588 0.002
26	22 Jacob ROULSTONE	AUS	Idemitsu Honda Team Asia	KALEX	1'43.183	3 22	2.290 0.702

These data/results cannot be reproduced, stored and/or transmitted in whole or in part by any manner of electronic, mechanical, photocopying, recording, broadcasting or otherwise now known or herein after developed without the previous express consent by the copyright owner, except for reproduction in daily press and regular printed publications on sale to the public within 60 days of the event related to those data/results and always provided that copyright symbol appears together as follows below.

© MotoGP Sports Entertainment Group, 2026

Official MotoGP Timing by

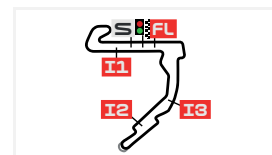
www.motogp.com

Balatonfokajár, Sunday, June 7, 2026

EVENT BEST MAXIMUM SPEED

GRAND PRIX OF HUNGARY

RACE



Balaton Park Circuit

4075 m.

#	Rider	Nation	Team	Motorcycle	Km/h	
14	Tony ARBOLINO	ITA	REDS Fantic Racing	KALEX	251.7	Practice
95	Collin VEIJER	NED	Red Bull KTM Ajo	KALEX	251.7	Practice
28	Izan GUEVARA	SPA	BLU CRU Pramac Yamaha Moto2	BOSCOSCURO	251.1	Practice
13	Celestino VIETTI	ITA	MB Conveyors SpeedRS Team	BOSCOSCURO	250.5	Practice
71	Ayumu SASAKI	JPN	Momoven Idrofoglia RW Racing Team	KALEX	250.5	Practice
80	David ALONSO	COL	CFMOTO Inde Aspar Team	KALEX	250.5	Practice
4	Ivan ORTOLA	SPA	QJMOTOR - Exocom - MSI	KALEX	250.0	Practice
36	Angel PIQUERAS	SPA	QJMOTOR - Exocom - MSI	KALEX	250.0	Practice
85	Xabi ZURUTUZA	SPA	KLINT Racing Team	FORWARD	250.0	Practice
18	Manuel GONZALEZ	SPA	LIQUI MOLY Dynavolt Intact GP	KALEX	249.4	Practice
22	Jacob ROULSTONE	AUS	Idemitsu Honda Team Asia	KALEX	249.4	Practice
72	Taiyo FURUSATO	JPN	Idemitsu Honda Team Asia	KALEX	249.4	Practice
32	Luca LUNETTA	ITA	MB Conveyors SpeedRS Team	BOSCOSCURO	249.4	Practice
53	Deniz ÖNCÜ	TUR	ELF Marc VDS Racing Team	BOSCOSCURO	249.4	Qualifying Nr. 1
84	Zonta VD GOORBERGH	NED	Momoven Idrofoglia RW Racing Team	KALEX	248.8	Free Practice Nr. 1
11	Alex ESCRIG	SPA	KLINT Racing Team	FORWARD	248.8	Practice
21	Alonso LOPEZ	SPA	ITALJET Gresini Moto2	KALEX	248.8	Practice
81	Senna AGIUS	AUS	LIQUI MOLY Dynavolt Intact GP	KALEX	248.8	Practice
96	Daniel HOLGADO	SPA	CFMOTO Inde Aspar Team	KALEX	248.8	Practice
98	Jose Antonio RUEDA	SPA	Red Bull KTM Ajo	KALEX	248.8	Practice
99	Adrian HUERTAS	SPA	Italtrans Racing Team	KALEX	248.2	Practice
54	Alberto FERRANDEZ	SPA	BLU CRU Pramac Yamaha Moto2	BOSCOSCURO	248.2	Practice
44	Aron CANET	SPA	ELF Marc VDS Racing Team	BOSCOSCURO	248.2	Practice
3	Sergio GARCIA	SPA	ITALJET Gresini Moto2	KALEX	248.2	Practice
17	Daniel MUÑOZ	SPA	Italtrans Racing Team	KALEX	247.7	Free Practice Nr. 1
12	Filip SALAC	CZE	OnlyFans American Racing Team	KALEX	247.7	Practice
7	Barry BALTUS	BEL	REDS Fantic Racing	KALEX	246.5	Practice
16	Joe ROBERTS	USA	OnlyFans American Racing Team	KALEX	245.4	Practice

These data/results cannot be reproduced, stored and/or transmitted in whole or in part by any manner of electronic, mechanical, photocopying, recording, broadcasting or otherwise now known or herein after developed without the previous express consent by the copyright owner, except for reproduction in daily press and regular printed publications on sale to the public within 60 days of the event related to those data/results and always provided that copyright symbol appears together as follows below.

© MotoGP Sports Entertainment Group, 2026

Official MotoGP Timing by  TISSOT

www.motogp.com

Balatonfokajár, Sunday, June 7, 2026

Race

Moto2™

Lap	Lap Time	T1	T2	T3	T4	Speed	Lap	Lap Time	T1	T2	T3	T4	Speed
10	1'41.454	30.317	23.681	28.263	19.193	243.7	15	1'41.849	30.351	23.650	28.441	19.407	244.3
11	1'41.247	30.290	23.730	28.106	19.121	244.3	16	1'41.605	30.536	23.616	28.151	19.302	243.7
12	1'41.342	30.220	23.565	28.344	19.213	243.7	17	1'41.962 *	30.553 *	23.794	28.347	19.268	244.8
13	1'41.433	30.338	23.690	28.214	19.191	244.3	18	1'42.056	30.461	23.792	28.220	19.583	245.4
14	1'41.318	30.254	23.752	28.209	19.103	244.8	19	1'42.258	30.563	23.812	28.474	19.409	244.3
15	1'41.415	30.420	23.627	28.270	19.098	246.0	20	1'41.944	30.373	23.912	28.345	19.314	245.4
16	1'41.479	30.429	23.696	28.284	19.070	246.5	21	1'41.921	30.486	23.858	28.271	19.306	244.8
17	1'41.329	30.324	23.609	28.201	19.195	248.2	22	1'42.316	30.448	24.012	28.442	19.414	244.3
18	1'41.119 *	30.271	23.619	28.126	19.103 *	244.8							
19	1'41.125	30.314	23.649	28.150	19.012	244.8							
20	1'41.358	30.445	23.591	28.193	19.129	245.4							
21	1'41.349	30.522	23.603	28.117	19.107	246.0							
22	1'41.175	30.221	23.607	28.181	19.166	245.4							

7th	13	Celestino VIETTI	Runs=1	Total laps=22	Full laps=21	Valid laps=20	MB Conveyors SpeedRS	ITA
1	1'46.914	34.354	24.404	28.797	19.359	108.3		
2	1'42.281	30.582	24.050	28.271	19.378	243.7		
3	1'41.764 *	30.480	23.777 *	28.191	19.316	243.7		
4	1'41.445	30.500	23.720	28.082	19.143	243.2		
5	1'41.419	30.330	23.749	28.177	19.163	244.8		
6	1'41.829	30.401	23.846	28.280	19.302	244.8		
7	1'41.957	30.479	23.877	28.255	19.346	243.7		
8	1'42.112	30.739	24.045	28.150	19.178	246.0		
9	1'41.694	30.411	23.755	28.286	19.242	244.3		
10	1'41.985	30.545	23.952	28.292	19.196	244.3		
11	1'41.481	30.454	23.701	28.199	19.127	243.2		
12	1'41.393	30.400	23.696	28.105	19.192	242.6		
13	1'41.831	30.454	23.845	28.310	19.222	242.6		
14	1'42.027	30.576	23.829	28.380	19.242	243.2		
15	1'41.773	30.432	23.823	28.269	19.249	243.7		
16	1'41.503	30.330	23.683	28.334	19.156	243.2		
17	1'41.572	30.351	23.807	28.232	19.182	244.3		
18	1'41.720	30.430	23.728	28.312	19.250	244.8		
19	1'41.893	30.559	23.730	28.353	19.251	244.8		
20	1'41.743	30.599	23.686	28.229	19.229	245.4		
21	1'42.303	30.650	23.915	28.467	19.271	244.8		
22	1'42.251	30.542	23.885	28.482	19.342	243.7		

5th	96	Daniel HOLGADO	Runs=1	Total laps=22	Full laps=21	Valid laps=18	CFMOTO Inde Aspar T	SPA
1	1'45.464	33.786	24.171	28.305	19.202	90.9		
2	1'41.627	30.380	23.921	28.186	19.140	245.4		
3	1'41.213	30.303	23.651	28.084	19.175	245.4		
4	1'41.771 *	30.625 *	23.928	28.079	19.139	243.7		
5	1'41.156	30.252	23.722	28.032	19.150	246.0		
6	1'41.445 *	30.405	23.623	28.226	19.191 *	244.8		
7	1'41.518	30.495	23.651	28.210	19.162	243.2		
8	1'41.072	30.284	23.648	28.052	19.088	243.7		
9	1'41.147	30.316	23.599	28.061	19.171	243.2		
10	1'41.544	30.488	23.721	28.112	19.223	243.7		
11	1'41.376	30.354	23.699	28.122	19.201	243.2		
12	1'41.715	30.540	23.784	28.245	19.146	242.6		
13	1'41.537	30.502	23.743	28.163	19.129	243.2		
14	1'41.526	30.441	23.810	28.135	19.140	244.3		
15	1'41.453	30.450	23.661	28.211	19.131	243.7		
16	1'41.462	30.446	23.714	28.182	19.120	243.7		
17	1'41.988	30.718	23.762	28.271	19.237	244.3		
18	1'41.638 *	30.521	23.642	28.295	19.180 *	246.0		
19	1'42.106	30.582	23.747	28.582	19.195	244.3		
20	1'42.068	30.586	23.802	28.335	19.345	244.8		
21	1'42.534	30.819	23.966	28.465	19.284	244.3		
22	1'42.479	30.564	23.984	28.461	19.470	244.3		

8th	21	Alonso LOPEZ	Runs=1	Total laps=22	Full laps=21	Valid laps=21	ITALJET Gresini Moto2	SPA
1	1'46.558	34.474	24.420	28.396	19.268	100.0		
2	1'41.960	30.658	23.945	28.158	19.199	247.1		
3	1'41.755	30.488	23.817	28.253	19.197	243.7		
4	1'41.718	30.494	23.836	28.145	19.243	243.2		
5	1'41.619	30.343	23.801	28.247	19.228	242.1		
6	1'41.684	30.424	23.826	28.239	19.195	240.5		
7	1'42.130	30.402	24.011	28.234	19.483	242.6		
8	1'42.016	30.328	24.004	28.450	19.234	244.8		
9	1'41.850	30.321	23.892	28.276	19.361	241.6		
10	1'42.497	30.509	23.940	28.735	19.313	239.4		
11	1'41.845	30.448	23.799	28.342	19.256	242.6		
12	1'42.020	30.468	23.995	28.281	19.276	241.0		
13	1'42.087	30.444	23.966	28.392	19.285	240.0		
14	1'42.081	30.580	23.842	28.378	19.281	241.6		
15	1'41.993	30.597	23.848	28.292	19.256	241.6		
16	1'41.952	30.574	23.858	28.330	19.190	242.1		
17	1'41.823	30.514	23.753	28.303	19.253	242.1		
18	1'42.125	30.612	23.937	28.329	19.247	242.1		
19	1'42.172	30.635	23.973	28.363	19.201	242.1		

Fastest Lap: Manuel GONZALEZ SPA LIQUI MOLY Dynavolt Intact GP **1'40.893** 30.082 23.617 28.131 19.063

These data/results cannot be reproduced, stored and/or transmitted in whole or in part by any manner of electronic, mechanical, photocopying, recording, broadcasting or otherwise now known or herein after developed without the previous express consent by the copyright owner, except for reproduction in daily press and regular printed publications on sale to the public within 60 days of the event related to those data/results and always provided that copyright symbol appears together as follows below.

© MotoGP Sports Entertainment Group, 2026

Official MotoGP Timing by  TISSOT

www.motogp.com

Balatonfokajár, Sunday, June 7, 2026

Page 2 of 6



Race

Moto2™

Lap	Lap Time	T1	T2	T3	T4	Speed
20	1'42.113	30.526	23.843	28.446	19.298	243.2
21	1'42.255	30.527	24.057	28.402	19.269	242.1
22	1'42.677	30.535	23.899	28.735	19.508	241.0

9th		54		Alberto FERRANDEZ		BLU CRU Pramac Yama		SPA	
		Runs=1	Total laps=22	Full laps=21	Valid laps=19				
1	1'47.284	34.829	24.709	28.351	19.395	125.0			
2	1'42.525	30.769	23.976	28.401	19.379	245.4			
3	1'42.135	30.677	23.982	28.211	19.265	244.8			
4	1'41.950	30.592	23.979	28.149	19.230	243.2			
5	1'42.439 *	30.576	24.183 *	28.391	19.289	245.4			
6	1'42.147	30.544	24.167	28.171	19.265	242.1			
7	1'41.738	30.524	23.844	28.136	19.234	243.7			
8	1'41.731	30.503	23.907	28.086	19.235	243.7			
9	1'41.856	30.487	23.879	28.223	19.267	243.7			
10	1'42.299	30.612	23.955	28.331	19.401	243.7			
11	1'42.100	30.583	23.904	28.227	19.386	240.0			
12	1'41.825	30.537	23.904	28.129	19.255	240.5			
13	1'41.929	30.482	23.981	28.165	19.301	242.1			
14	1'41.685	30.329	23.944	28.124	19.288	242.6			
15	1'41.695	30.366	24.013	28.091	19.225	242.1			
16	1'41.640	30.498	23.838	28.037	19.267	242.6			
17	1'41.673	30.377	23.711	28.293	19.292	243.2			
18	1'41.815	30.381	23.905	28.260	19.269	243.2			
19	1'42.040	30.523	23.969	28.222	19.326	243.2			
20	1'41.877	30.390	23.892	28.264	19.331	244.3			
21	1'42.200 *	30.556 *	23.936	28.263	19.445	243.7			
22	1'42.503	30.430	23.895	28.594	19.584	242.6			

10th		14		Tony ARBOLINO		REDS Fantic Racing		ITA	
		Runs=1	Total laps=22	Full laps=21	Valid laps=20				
1	1'48.345	34.570	25.604	28.841	19.330	122.4			
2	1'42.048 *	30.533	23.997 *	28.267	19.251	246.5			
3	1'42.123	30.520	24.010	28.318	19.275	244.8			
4	1'41.935	30.528	23.948	28.155	19.304	245.4			
5	1'42.311	30.426	23.992	28.609	19.284	245.4			
6	1'41.960	30.460	24.060	28.262	19.178	246.5			
7	1'43.393	30.470	23.860	29.361	19.702	246.0			
8	1'41.849	30.452	23.957	28.289	19.151	245.4			
9	1'42.012	30.504	23.907	28.466	19.135	244.8			
10	1'41.715	30.393	23.943	28.192	19.187	244.3			
11	1'42.771	30.703	24.057	28.521	19.490	245.4			
12	1'42.174	30.836	23.917	28.317	19.104	246.0			
13	1'41.637	30.369	23.847	28.215	19.206	244.8			
14	1'41.695	30.423	23.915	28.238	19.119	245.4			
15	1'41.730	30.431	23.856	28.275	19.168	246.0			
16	1'42.066	30.479	23.958	28.479	19.150	246.5			
17	1'42.063	30.564	23.880	28.411	19.208	245.4			
18	1'41.600	30.459	23.760	28.281	19.100	250.0			
19	1'41.884	30.502	23.786	28.443	19.153	247.1			
20	1'41.841	30.344	23.944	28.360	19.193	249.4			
21	1'42.302	30.381	24.249	28.496	19.176	245.4			
22	1'41.709	30.401	23.978	28.258	19.072	243.7			

Lap	Lap Time	T1	T2	T3	T4	Speed
11th	98	Jose Antonio RUEDA		Red Bull KTM Ajo		SPA
		Runs=1	Total laps=22	Full laps=21	Valid laps=21	
1	1'48.121	35.224	25.112	28.529	19.256	115.2
2	1'42.020	30.449	24.016	28.286	19.269	245.4
3	1'42.150	30.545	24.015	28.357	19.233	244.3
4	1'41.918	30.489	23.954	28.207	19.268	243.7
5	1'42.423	30.390	24.064	28.693	19.276	244.3
6	1'41.558	30.365	23.822	28.152	19.219	243.7
7	1'41.678	30.427	23.838	28.173	19.240	244.3
8	1'41.767	30.288	23.882	28.246	19.351	245.4
9	1'42.316	30.452	24.031	28.593	19.240	243.7
10	1'42.555	30.519	24.062	28.528	19.446	243.2
11	1'42.390	30.774	24.161	28.231	19.224	243.7
12	1'41.623	30.400	23.810	28.210	19.203	243.2
13	1'42.064	30.423	24.002	28.331	19.308	243.7
14	1'42.038	30.467	23.950	28.322	19.299	244.3
15	1'42.014	30.454	23.916	28.331	19.313	243.7
16	1'42.074	30.462	23.876	28.509	19.227	243.7
17	1'42.670	30.327	23.990	29.023	19.330	244.3
18	1'41.793	30.401	23.891	28.318	19.183	246.5
19	1'42.016	30.431	23.873	28.371	19.341	244.8
20	1'42.413	30.772	23.985	28.343	19.313	244.3
21	1'42.480	30.514	23.910	28.745	19.311	244.8
22	1'42.601	30.669	24.083	28.421	19.428	243.7

12th		7		Barry BALTUS		REDS Fantic Racing		BEL	
		Runs=1	Total laps=22	Full laps=21	Valid laps=16				
1	1'48.505	35.111	25.336	28.673	19.385	105.6			
2	1'42.127	30.492	23.938	28.421	19.276	245.4			
3	1'42.093	30.500	23.918	28.418	19.257	243.2			
4	1'42.053	30.601	23.821	28.371	19.260	242.6			
5	1'42.220 *	30.625	23.909	28.367	19.319 *	242.6			
6	1'42.047	30.556	23.919	28.347	19.225	242.6			
7	1'41.804	30.490	23.778	28.313	19.223	243.2			
8	1'41.626	30.424	23.703	28.256	19.243	242.1			
9	1'41.706	30.444	23.688	28.337	19.237	242.6			
10	1'42.476	30.551	23.977	28.490	19.458	242.1			
11	1'43.493 *	30.975 *	24.298	28.539	19.681 *	243.2			
12	1'41.952	30.695	23.769	28.299	19.189	241.0			
13	1'41.635 *	30.406	23.651	28.387	19.191 *	241.0			
14	1'41.700 *	30.442	23.759	28.270	19.229 *	242.6			
15	1'41.914	30.543	23.831	28.299	19.241	243.7			
16	1'41.649	30.475	23.671	28.265	19.238	244.8			
17	1'41.900	30.333	23.805	28.432	19.330	244.3			
18	1'44.573	30.382	23.780	31.186	19.225	242.6			
19	1'41.421	30.324	23.673	28.284	19.140	243.2			
20	1'42.066 *	30.449	23.919	28.437	19.261 *	246.0			
21	1'41.783	30.400	23.622	28.467	19.294	243.7			
22	1'42.099	30.463	23.956	28.311	19.369	243.7			

13th		84		Zonta VD GOORBERGH		Momoven Idrofoglia R		NED	
		Runs=1	Total laps=22	Full laps=21	Valid laps=21				
1	1'47.117	34.528	24.761	28.490	19.338	113.8			
2	1'42.259	30.640	24.065	28.269	19.285	242.1			

Fastest Lap: Manuel GONZALEZ SPA LIQUI MOLY Dynavolt Intact GP **1'40.893** 30.082 23.617 28.131 19.063

These data/results cannot be reproduced, stored and/or transmitted in whole or in part by any manner of electronic, mechanical, photocopying, recording, broadcasting or otherwise now known or herein after developed without the previous express consent by the copyright owner, except for reproduction in daily press and regular printed publications on sale to the public within 60 days of the event related to those data/results and always provided that copyright symbol appears together as follows below.

© MotoGP Sports Entertainment Group, 2026

Official MotoGP Timing by  TISSOT

www.motogp.com

Balatonfokajár, Sunday, June 7, 2026

Page 3 of 6



Race

Moto2™

Lap	Lap Time	T1	T2	T3	T4	Speed	Lap	Lap Time	T1	T2	T3	T4	Speed
3	1'42.180	30.498	24.180	28.234	19.268	242.6	8	1'42.116	30.544	23.918	28.343	19.311	242.1
4	1'42.117	30.536	24.102	28.186	19.293	241.0	9	1'41.838	30.443	23.803	28.308	19.284	241.0
5	1'42.006	30.437	24.042	28.289	19.238	240.5	10	1'42.173	30.450	23.909	28.456	19.358	241.6
6	1'41.969	30.476	23.918	28.260	19.315	239.4	11	1'41.995	30.486	23.932	28.344	19.233	242.1
7	1'41.726	30.422	23.910	28.125	19.269	240.5	12	1'42.564	30.650	24.015	28.497	19.402	241.6
8	1'41.947	30.387	23.882	28.433	19.245	240.0	13	1'43.096	30.606	24.243	28.872	19.375	243.2
9	1'42.187	30.482	24.000	28.328	19.377	240.0	14	1'42.063	30.496	23.857	28.460	19.250	241.6
10	1'42.901	30.695	24.005	28.711	19.490	242.1	15	1'42.093	30.489	24.002	28.402	19.200	242.6
11	1'43.192	31.110	24.297	28.519	19.266	241.6	16	1'42.304	30.469	23.899	28.558	19.378	242.1
12	1'41.678	30.301	23.930	28.249	19.198	240.0	17	1'42.524	30.628	24.053	28.456	19.387	243.7
13	1'41.732	30.329	23.927	28.223	19.253	241.6	18	1'42.312 *	30.559	23.993	28.485	19.275 *	244.8
14	1'42.103	30.378	23.943	28.512	19.270	242.1	19	1'41.979	30.533	23.831	28.390	19.225	242.1
15	1'42.080	30.454	23.903	28.454	19.269	241.0	20	1'42.004	30.415	23.900	28.368	19.321	243.2
16	1'42.252	30.778	23.909	28.396	19.169	242.1	21	1'42.136	30.537	23.817	28.505	19.277	243.2
17	1'42.241	30.617	23.909	28.491	19.224	243.2	22	1'42.296	30.492	23.888	28.403	19.513	242.1
18	1'42.485	30.756	24.079	28.445	19.205	244.3							
19	1'42.435	30.578	24.050	28.521	19.286	241.6							
20	1'42.642	30.510	24.196	28.646	19.290	241.6							
21	1'42.406	30.578	23.957	28.533	19.338	243.2							
22	1'42.886	30.658	24.183	28.597	19.448	242.1							

14th		72	Taiyo FURUSATO	Idemitsu Honda Team		JPN
Runs=1	Total laps=22	Full laps=21	Valid laps=19			
1	1'48.738	35.237	25.179	28.980	19.342	130.9
2	1'42.275	30.487	24.117	28.439	19.232	247.7
3	1'42.087	30.449	24.082	28.349	19.207	245.4
4	1'42.024	30.522	24.035	28.295	19.172	244.8
5	1'42.130	30.430	24.028	28.393	19.279	246.0
6	1'42.049	30.413	24.009	28.458	19.169	245.4
7	1'41.931	30.337	24.023	28.355	19.216	245.4
8	1'41.943	30.316	24.100	28.392	19.135	244.8
9	1'41.842	30.394	23.897	28.377	19.174	243.7
10	1'42.022	30.376	24.002	28.392	19.252	243.2
11	1'43.270	30.668	24.394	28.700	19.508	245.4
12	1'42.980 *	31.173	23.985	28.586	19.236 *	244.3
13	1'42.262 *	30.507	24.075	28.449	19.231 *	243.7
14	1'42.053	30.363	24.001	28.487	19.202	243.7
15	1'42.330	30.438	23.942	28.716	19.234	243.7
16	1'42.165	30.368	24.094	28.464	19.239	243.2
17	1'42.291	30.415	24.054	28.534	19.288	243.2
18	1'42.692	30.531	24.073	28.807	19.281	243.7
19	1'42.578	30.539	24.121	28.684	19.234	244.3
20	1'42.596	30.460	24.049	28.734	19.353	244.3
21	1'42.810	30.504	24.064	28.919	19.323	244.8
22	1'42.723	30.498	24.118	28.728	19.379	243.2

15th		16	Joe ROBERTS	OnlyFans American Rac		USA
Runs=1	Total laps=22	Full laps=21	Valid laps=19			
1	1'49.562	35.619	25.094	29.330	19.519	133.8
2	1'42.647	30.586	24.165	28.494	19.402	244.3
3	1'42.418 *	30.576	24.180	28.304	19.358 *	242.6
4	1'42.050	30.485	23.907	28.371	19.287	242.1
5	1'43.048	30.596	24.481	28.593	19.378	242.6
6	1'42.078	30.492	23.926	28.407	19.253	241.0
7	1'42.744	30.595	24.053	28.467	19.629	242.1

16th		99	Adrian HUERTAS	Italtrans Racing Team		SPA
Runs=1	Total laps=22	Full laps=21	Valid laps=20			
1	1'49.922	36.257	25.083	29.217	19.365	143.2
2	1'43.049	30.934	24.262	28.504	19.349	244.8
3	1'42.897	30.641	24.103	28.548	19.605	242.1
4	1'42.230	30.621	24.061	28.274	19.274	240.5
5	1'42.293	30.549	24.120	28.367	19.257	241.6
6	1'42.341	30.638	23.950	28.378	19.375	241.6
7	1'42.176	30.509	24.032	28.392	19.243	242.1
8	1'42.047	30.502	23.986	28.306	19.253	243.2
9	1'42.091	30.553	24.018	28.253	19.267	243.2
10	1'42.309	30.532	24.213	28.278	19.286	242.1
11	1'42.126 *	30.522	24.101	28.255	19.248 *	242.1
12	1'42.162	30.479	23.963	28.388	19.332	241.6
13	1'43.051	30.529	24.227	28.747	19.548	243.7
14	1'42.098	30.524	24.034	28.285	19.255	246.5
15	1'42.086	30.451	23.979	28.475	19.181	242.6
16	1'42.303	30.543	24.006	28.494	19.260	243.7
17	1'42.473	30.512	24.123	28.448	19.390	243.2
18	1'42.297	30.565	24.086	28.336	19.310	243.7
19	1'42.347	30.580	24.012	28.564	19.191	243.2
20	1'42.105	30.482	23.997	28.370	19.256	243.7
21	1'42.319	30.575	24.058	28.394	19.292	243.7
22	1'42.781	30.539	24.312	28.484	19.446	243.7

17th		53	Deniz ÖNCÜ	ELF Marc VDS Racing T		TUR
Runs=1	Total laps=22	Full laps=21	Valid laps=19			
1	1'50.152	35.505	25.687	29.241	19.719	138.4
2	1'43.086 *	30.832	24.315 *	28.546	19.393	247.7
3	1'42.772	30.522	24.177	28.540	19.533	246.5
4	1'42.566	30.597	24.093	28.524	19.352	244.8
5	1'42.421	30.672	24.076	28.474	19.199	244.8
6	1'42.598	30.530	24.132	28.525	19.411	245.4
7	1'43.027	30.487	24.236	28.629	19.675	245.4
8	1'42.873	30.735	24.177	28.587	19.374	244.3
9	1'42.106	30.435	23.996	28.365	19.310	243.7
10	1'41.998	30.359	24.165	28.318	19.156	244.3
11	1'42.176	30.439	24.024	28.443	19.270	244.8
12	1'42.140	30.461	23.925	28.381	19.373	243.2

Fastest Lap: Manuel GONZALEZ SPA LIQUI MOLY Dynavolt Intact GP **1'40.893** 30.082 23.617 28.131 19.063

These data/results cannot be reproduced, stored and/or transmitted in whole or in part by any manner of electronic, mechanical, photocopying, recording, broadcasting or otherwise now known or herein after developed without the previous express consent by the copyright owner, except for reproduction in daily press and regular printed publications on sale to the public within 60 days of the event related to those data/results and always provided that copyright symbol appears together as follows below.

© MotoGP Sports Entertainment Group, 2026

Official MotoGP Timing by TISSOT

www.motogp.com

Balatonfokajár, Sunday, June 7, 2026

Page 4 of 6

Race

Moto2™

Lap	Lap Time	T1	T2	T3	T4	Speed	Lap	Lap Time	T1	T2	T3	T4	Speed
13	1'42.450	30.364	24.372	28.496	19.218	244.8	18	1'42.903	30.645	24.205	28.530	19.523	244.3
14	1'42.524	30.501	24.010	28.491	19.522	244.3	19	1'42.942	30.752	24.124	28.623	19.443	244.3
15	1'42.171	30.428	23.979	28.621	19.143	243.7	20	1'42.642	30.597	24.172	28.549	19.324	246.0
16	1'41.961 *	30.342	24.027 *	28.352	19.240	246.5	21	1'43.451	30.767	24.249	28.959	19.476	244.3
17	1'42.435	30.446	24.246	28.594	19.149	246.0	22	1'42.997	30.615	24.257	28.626	19.499	244.3
18	1'42.415	30.535	24.229	28.394	19.257	246.0							
19	1'42.620	30.615	24.013	28.580	19.412	246.0							
20	1'42.388	30.544	24.130	28.394	19.320	247.1							
21	1'41.941	30.320	23.936	28.402	19.283	245.4							
22	1'42.883	30.732	24.257	28.366	19.528	246.0							

18th 32 Luca LUNETTA MB Conveyors SpeedRS ITA

Runs=1 Total laps=22 Full laps=21 Valid laps=20

1	1'49.029	35.432	25.185	28.981	19.431	133.9
2	1'42.694	30.929	24.096	28.382	19.287	246.0
3	1'42.144	30.569	24.063	28.246	19.266	244.8
4	1'42.033	30.475	24.085	28.236	19.237	244.3
5	1'42.098	30.510	23.949	28.440	19.199	246.0
6	1'42.115	30.546	23.984	28.320	19.265	245.4
7	1'42.357 *	30.531 *	23.968	28.448	19.410	244.8
8	1'42.384	30.618	24.091	28.417	19.258	246.0
9	1'42.323	30.563	23.870	28.634	19.256	246.0
10	1'42.224	30.536	23.942	28.409	19.337	242.6
11	1'42.629	30.586	24.002	28.670	19.371	243.2
12	1'42.450	30.561	23.915	28.536	19.438	242.6
13	1'42.810	30.683	24.227	28.543	19.357	245.4
14	1'42.321	30.570	24.088	28.411	19.252	243.7
15	1'42.352	30.573	23.935	28.566	19.278	242.6
16	1'42.649	30.616	23.972	28.733	19.328	243.7
17	1'42.572	30.606	24.049	28.577	19.340	244.3
18	1'43.154	30.933	24.438	28.493	19.290	244.3
19	1'42.601	30.596	24.063	28.651	19.291	245.4
20	1'42.570	30.559	24.049	28.578	19.384	246.0
21	1'43.133	30.684	24.160	28.775	19.514	244.3
22	1'43.358	30.753	24.110	28.555	19.940	243.7

19th 71 Ayumu SASAKI Momoven Idrofoglia R JPN

Runs=1 Total laps=22 Full laps=21 Valid laps=21

1	1'49.257	35.382	25.404	29.000	19.471	126.9
2	1'42.141	30.538	24.047	28.345	19.211	246.0
3	1'42.047	30.574	23.911	28.338	19.224	243.7
4	1'42.267	30.615	24.001	28.296	19.355	244.3
5	1'42.182	30.461	24.063	28.302	19.356	244.3
6	1'42.061	30.390	24.067	28.281	19.323	244.3
7	1'42.229	30.395	23.954	28.411	19.469	244.8
8	1'42.529	30.587	24.005	28.443	19.494	244.3
9	1'42.770	30.515	24.045	28.869	19.341	242.6
10	1'42.472	30.546	24.159	28.386	19.381	244.3
11	1'42.405	30.535	24.074	28.452	19.344	243.7
12	1'42.613	30.519	24.107	28.603	19.384	244.3
13	1'43.818	30.648	24.450	28.989	19.731	244.3
14	1'42.618	30.734	24.067	28.451	19.366	248.2
15	1'42.434	30.504	24.023	28.576	19.331	243.7
16	1'42.568	30.702	24.036	28.514	19.316	244.3
17	1'42.695	30.516	24.222	28.599	19.358	243.2

20th 3 Sergio GARCIA ITALJET Gresini Moto2 SPA

Runs=1 Total laps=22 Full laps=21 Valid laps=19

1	1'50.410	36.065	25.228	29.567	19.550	139.7
2	1'43.128	30.921	24.098	28.723	19.386	245.4
3	1'43.020	30.637	23.946	28.745	19.692	244.3
4	1'42.649 *	30.925	24.046	28.341	19.337 *	242.1
5	1'42.479	30.717	24.008	28.429	19.325	242.1
6	1'42.603	30.549	24.031	28.603	19.420	241.0
7	1'42.834 *	30.870	24.006	28.533	19.425 *	243.2
8	1'42.646	30.770	23.970	28.567	19.339	243.2
9	1'42.921	30.776	24.239	28.575	19.331	242.1
10	1'42.892	30.745	24.149	28.604	19.394	242.6
11	1'42.884	30.713	23.970	28.871	19.330	241.0
12	1'42.854	30.934	24.086	28.501	19.333	242.1
13	1'43.063	30.712	24.065	28.903	19.383	242.6
14	1'42.678	30.661	24.169	28.454	19.394	243.2
15	1'42.799	30.848	24.049	28.494	19.408	243.7
16	1'42.812	30.719	23.919	28.790	19.384	243.2
17	1'42.811	30.725	24.108	28.575	19.403	243.2
18	1'42.866	30.771	24.133	28.574	19.388	243.7
19	1'43.111	30.994	24.033	28.646	19.438	244.3
20	1'43.135	30.898	24.151	28.688	19.398	242.6
21	1'43.066	30.766	24.176	28.653	19.471	243.2
22	1'43.293	30.893	24.089	28.681	19.630	242.1

21st 11 Alex ESCRIG KLINT Racing Team SPA

Runs=1 Total laps=22 Full laps=21 Valid laps=19

1	1'46.238	33.702	24.430	28.526	19.580	90.7
2	1'42.089 *	30.775	23.770	28.332	19.212 *	245.4
3	1'41.640	30.397	23.738	28.327	19.178	243.2
4	1'41.607	30.402	23.748	28.199	19.258	243.7
5	1'41.452	30.370	23.754	28.161	19.167	243.2
6	1'41.810	30.485	23.809	28.279	19.237	242.6
7	1'42.492	30.561	24.049	28.385	19.497	243.2
8	1'43.266	30.923	24.397	28.647	19.299	242.1
9	1'42.729	30.658	24.063	28.619	19.389	242.6
10	1'42.987	30.681	24.006	28.613	19.687	242.1
11	1'43.689	30.877	24.475	28.595	19.742	242.1
12	1'44.339	31.559	24.546	28.755	19.479	240.5
13	1'44.274	30.722	24.844	28.956	19.752	242.1
14	1'44.788	31.586	24.303	28.768	20.131	244.3
15	1'43.421	31.005	24.115	28.707	19.594	243.2
16	1'43.161	31.055	24.055	28.645	19.406	243.2
17	1'43.691	31.176	24.105	28.893	19.517	244.3
18	1'44.132 *	30.688	24.034	29.843 *	19.567	242.6
19	1'43.844	30.946	24.304	28.823	19.771	242.6
20	1'43.960	30.890	24.358	29.109	19.603	246.0
21	1'44.339	31.021	24.389	29.267	19.662	243.2
22	1'44.176	30.971	24.150	29.213	19.842	242.1

Fastest Lap: Manuel GONZALEZ SPA LIQUI MOLY Dynavolt Intact GP **1'40.893** 30.082 23.617 28.131 19.063

These data/results cannot be reproduced, stored and/or transmitted in whole or in part by any manner of electronic, mechanical, photocopying, recording, broadcasting or otherwise now known or herein after developed without the previous express consent by the copyright owner, except for reproduction in daily press and regular printed publications on sale to the public within 60 days of the event related to those data/results and always provided that copyright symbol appears together as follows below.

© MotoGP Sports Entertainment Group, 2026

Official MotoGP Timing by  TISSOT

www.motogp.com

Balatonfokajár, Sunday, June 7, 2026

Page 5 of 6



Race

Moto2™

Lap	Lap Time	T1	T2	T3	T4	Speed	Lap	Lap Time	T1	T2	T3	T4	Speed		
22nd	22	Jacob ROULSTONE				Idemitsu Honda Team	AUS								
		Runs=1	Total laps=22	Full laps=21	Valid laps=20										
1	1'50.665	36.181	25.378	29.414	19.692	138.9	4	1'42.751	30.734	24.306	28.366	19.345	242.6		
2	1'43.572 *	30.816 *	24.524	28.668	19.564	244.8	5	1'42.694 *	30.801	24.122	28.405	19.366 *	243.7		
3	1'43.183	30.684	24.424	28.487	19.588	242.6	6	1'42.865	30.792	24.116	28.626	19.331	242.6		
4	1'43.507	30.788	24.545	28.692	19.482	242.1	7	1'42.433 *	30.692	23.944	28.476	19.321 *	243.2		
5	1'43.726	30.939	24.461	28.695	19.631	242.6	8	1'42.481	30.605	24.023	28.593	19.260	244.8		
6	1'44.035	31.045	24.469	28.906	19.615	241.0	9	1'42.866	30.684	24.259	28.617	19.306	244.8		
7	1'44.053	30.910	24.668	28.867	19.608	241.6	10	1'42.860	30.625	24.255	28.584	19.396	242.6		
8	1'44.102	30.930	24.649	28.859	19.664	242.1	11	1'42.791	30.688	24.065	28.752	19.286	243.7		
9	1'43.760	30.894	24.515	28.749	19.602	241.0	12	1'43.441	31.015	24.273	28.788	19.365	241.0		
10	1'44.183	31.028	24.593	28.811	19.751	240.5	13	1'42.626 *	30.652 *	24.024	28.614	19.336	243.2		
11	1'44.173	30.970	24.688	28.899	19.616	240.0	14	1'43.311	31.086	24.211	28.618	19.396	243.7		
12	1'44.118	30.986	24.567	28.978	19.587	240.0	15	1'42.670	30.697	24.081	28.560	19.332	243.7		
13	1'44.227	31.073	24.567	28.859	19.728	240.0	16	1'45.727	30.610	24.228	31.480	19.409	243.7		
14	1'43.565	30.788	24.310	28.853	19.614	241.6	17	1'43.051 *	30.811 *	24.172	28.705	19.363	242.6		
15	1'43.904	30.851	24.447	28.986	19.620	242.1	18	1'43.093	30.762	24.081	28.852	19.398	242.1		
16	1'43.974	31.034	24.404	28.891	19.645	242.1	19	2'04.809 P	30.926	25.282	32.788 *	35.813	242.1		
17	1'44.694	30.888	24.457	29.735	19.614	242.6		unfinished	38.730						
18	1'43.863	30.992	24.364	28.857	19.650	242.6	25th	17	Daniel MUÑOZ				Italtrans Racing Team	SPA	
19	1'44.427	31.223	24.424	28.992	19.788	242.6			Runs=1	Total laps=3	Full laps=2	Valid laps=1			
20	1'44.769	31.312	24.536	29.038	19.883	242.6	1	1'46.452	34.099	24.437	28.538	19.378	105.9		
21	1'44.321	31.080	24.518	28.884	19.839	242.6	2	1'42.455 *	30.846	24.066	28.259	19.284 *	246.5		
22	1'43.958	30.917	24.370	29.016	19.655	242.1	3	1'41.812	30.494	23.843	28.150	19.325	241.6		
							26th	4	Ivan ORTOLA				QJMOTOR - Exocom -	SPA	
									Runs=1	Total laps=3	Full laps=2	Valid laps=1			
							1	1'47.426	34.880	25.122	28.289	19.135	127.8		
							2	1'42.138 *	30.677 *	24.082	28.140	19.239	248.8		
							3	1'41.448	30.388	23.825	28.109	19.126	246.5		
							27th	44	Aron CANET				ELF Marc VDS Racing T	SPA	
									Runs=1	Total laps=0	Full laps=0	Valid laps=0			
								unfinished	34.876	24.871			121.3		
23rd	95	Collin VEIJER				Red Bull KTM Ajo	NED								
		Runs=1	Total laps=21	Full laps=20	Valid laps=17										
1	1'46.090	33.946	24.323	28.455	19.366	96.0									
2	1'41.783 *	30.352	23.779	28.272	19.380 *	244.8									
3	1'41.730	30.542	23.801	28.136	19.251	242.6									
4	1'41.425	30.288	23.793	28.096	19.248	243.2									
5	1'41.439	30.316	23.687	28.160	19.276	244.3									
6	1'41.571	30.375	23.869	28.045	19.282	242.6									
7	3'37.723 *	30.327	2'15.667	32.059	19.670 *	243.7									
8	1'42.966 *	30.932	24.031	28.589	19.414 *	241.0									
9	1'42.154	31.004	23.733	28.209	19.208	243.2									
10	1'41.944	30.340	23.699	28.543	19.362	243.7									
11	1'42.621	30.805	23.984	28.523	19.309	244.8									
12	1'42.221	30.647	23.996	28.310	19.268	245.4									
13	1'41.404	30.323	23.724	28.189	19.168	244.3									
14	1'41.816	30.387	23.772	28.278	19.379	243.7									
15	1'42.266	30.388	23.971	28.405	19.502	246.5									
16	1'41.903	30.354	23.803	28.443	19.303	243.2									
17	1'41.608	30.405	23.692	28.246	19.265	244.8									
18	1'42.410	30.485	23.902	28.622	19.401	244.8									
19	1'43.259	30.614	24.201	28.552	19.892	248.8									
20	1'41.762	30.312	23.887	28.353	19.210	246.0									
21	1'41.937	30.392	23.847	28.253	19.445	244.8									
24th	85	Xabi ZURUTUZA				KLINT Racing Team	SPA								
		Runs=2	Total laps=19	Full laps=17	Valid laps=11										
1	1'49.655	35.758	25.231	29.215	19.451	142.2									
2	1'43.059 *	30.836 *	24.346 *	28.523	19.354	247.1									
3	1'44.114 *	30.682	24.180	28.560	20.692 *	244.3									

Fastest Lap: Manuel GONZALEZ SPA LIQUI MOLY Dynavolt Intact GP **1'40.893** 30.082 23.617 28.131 19.063

These data/results cannot be reproduced, stored and/or transmitted in whole or in part by any manner of electronic, mechanical, photocopying, recording, broadcasting or otherwise now known or herein after developed without the previous express consent by the copyright owner, except for reproduction in daily press and regular printed publications on sale to the public within 60 days of the event related to those data/results and always provided that copyright symbol appears together as follows below.

© MotoGP Sports Entertainment Group, 2026

Official MotoGP Timing by  TISSOT

www.motogp.com

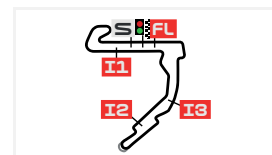
Balatonfokajár, Sunday, June 7, 2026

Page 6 of 6

ANALYSIS BY LAP

GRAND PRIX OF HUNGARY

RACE



Balaton Park Circuit

4075 m.

Num Lap Time Gap

Num	Lap Time	Gap	Num	Lap Time	Gap	Num	Lap Time	Gap	Num	Lap Time	Gap				
Lap 1			98	1'42.020	4.461	81	1'41.220	0.965	53	1'42.421	11.865	7	1'41.804	9.337	
12	1'44.439		14	1'42.048	4.713	28	1'41.114	1.493	3	1'42.479	12.554	72	1'41.931	9.722	
18	1'44.682	0.243	7	1'42.127	4.952	96	1'41.771	1.998	85	1'42.694	13.141	14	1'43.393	10.603	
28	1'44.910	0.471	72	1'42.275	5.333	80	1'41.210	2.409	22	1'43.726	15.521	71	1'42.229	10.672	
81	1'45.185	0.746	71	1'42.141	5.718	95	1'41.425	2.951	Lap 6				32	1'42.357	10.958
96	1'45.464	1.025	32	1'42.694	6.043	11	1'41.607	3.497	12	1'41.356		16	1'42.744	13.035	
95	1'46.090	1.651	16	1'42.647	6.529	21	1'41.718	3.914	18	1'41.164	0.160	99	1'42.176	13.396	
11	1'46.238	1.799	85	1'43.059	7.034	13	1'41.445	4.327	81	1'41.389	0.939	53	1'43.027	15.110	
80	1'46.363	1.924	99	1'43.049	7.291	84	1'42.117	5.596	28	1'41.211	1.544	3	1'42.834	15.611	
17	1'46.452	2.013	53	1'43.086	7.558	54	1'41.950	5.817	96	1'41.445	2.188	85	1'42.433	16.059	
21	1'46.558	2.119	3	1'43.128	7.858	98	1'41.918	6.132	80	1'41.466	2.717	22	1'44.053	21.229	
13	1'46.914	2.475	22	1'43.572	8.557	14	1'41.935	6.374	95	1'41.571	3.550	95	3'37.723	2'00.249	
84	1'47.117	2.678	Lap 3			7	1'42.053	6.701	11	1'41.810	4.348	Lap 8			
54	1'47.284	2.845	12	1'41.064		72	1'42.024	7.047	21	1'41.684	4.806	12	1'41.113		
4	1'47.426	2.987	18	1'41.120	0.281	71	1'42.267	7.635	13	1'41.829	5.164	18	1'41.139	0.275	
98	1'48.121	3.682	81	1'41.275	1.078	32	1'42.033	7.823	84	1'41.969	7.160	81	1'41.147	1.164	
14	1'48.345	3.906	96	1'41.213	1.560	16	1'42.050	8.600	98	1'41.558	7.702	96	1'41.072	2.641	
7	1'48.505	4.066	28	1'41.240	1.712	99	1'42.230	10.021	54	1'42.147	7.992	80	1'41.350	3.520	
72	1'48.738	4.299	80	1'41.359	2.532	53	1'42.566	10.499	14	1'41.960	8.234	28	1'41.452	4.446	
32	1'49.029	4.590	95	1'41.730	2.859	3	1'42.649	11.130	7	1'42.047	8.557	21	1'42.016	6.815	
71	1'49.257	4.818	11	1'41.640	3.223	85	1'42.751	11.502	72	1'42.049	8.815	13	1'42.112	7.096	
16	1'49.562	5.123	21	1'41.755	3.529	22	1'43.507	12.850	71	1'42.061	9.467	11	1'43.266	7.969	
85	1'49.655	5.216	17	1'41.812	3.975	Lap 5			32	1'42.115	9.625	84	1'41.947	8.696	
99	1'49.922	5.483	13	1'41.764	4.215	12	1'41.055		16	1'42.078	11.315	98	1'41.767	9.010	
53	1'50.152	5.713	4	1'41.448	4.268	18	1'41.242	0.352	99	1'42.341	12.244	54	1'41.731	9.324	
3	1'50.410	5.971	84	1'42.180	4.812	81	1'40.996	0.906	53	1'42.598	13.107	7	1'41.626	9.850	
22	1'50.665	6.226	54	1'42.135	5.200	28	1'41.251	1.689	3	1'42.603	13.801	72	1'41.943	10.552	
Lap 2			98	1'42.150	5.547	96	1'41.156	2.099	85	1'42.865	14.650	14	1'41.849	11.339	
12	1'41.241		14	1'42.123	5.772	80	1'41.253	2.607	22	1'44.035	18.200	71	1'42.529	12.088	
18	1'41.223	0.225	7	1'42.093	5.981	95	1'41.439	3.335	Lap 7						
81	1'41.362	0.867	72	1'42.087	6.356	11	1'41.452	3.894	12	1'41.024		32	1'42.384	12.229	
96	1'41.627	1.411	71	1'42.047	6.701	21	1'41.619	4.478	18	1'41.113	0.249	16	1'42.116	14.038	
28	1'42.306	1.536	32	1'42.144	7.123	13	1'41.419	4.691	81	1'41.215	1.130	99	1'42.047	14.330	
95	1'41.783	2.193	16	1'42.418	7.883	84	1'42.006	6.547	96	1'41.518	2.682	53	1'42.873	16.870	
80	1'41.554	2.237	99	1'42.897	9.124	54	1'42.439	7.201	80	1'41.590	3.283	3	1'42.646	17.144	
11	1'42.089	2.647	53	1'42.772	9.266	98	1'42.423	7.500	28	1'43.587	4.107	85	1'42.481	17.427	
21	1'41.960	2.838	3	1'43.020	9.814	14	1'42.311	7.630	11	1'42.492	5.816	22	1'44.102	24.218	
17	1'42.455	3.227	85	1'44.114	10.084	7	1'42.220	7.866	72	1'42.130	8.122	95	1'42.966	2'02.102	
13	1'42.281	3.515	22	1'43.183	10.676	72	1'42.130	8.122	21	1'42.130	5.912	Lap 9			
84	1'42.259	3.696	Lap 4			71	1'42.182	8.762	13	1'41.957	6.097	12	1'40.911		
4	1'42.138	3.884	12	1'41.333		32	1'42.098	8.866	84	1'41.726	7.862	18	1'41.012	0.376	
54	1'42.525	4.129	18	1'41.217	0.165	16	1'43.048	10.593	98	1'41.678	8.356	81	1'41.089	1.342	
						99	1'42.293	11.259	54	1'41.738	8.706	96	1'41.147	2.877	

Lapped rider

These data/results cannot be reproduced, stored and/or transmitted in whole or in part by any manner of electronic, mechanical, photocopying, recording, broadcasting or otherwise now known or herein after developed without the previous express consent by the copyright owner, except for reproduction in daily press and regular printed publications on sale to the public within 60 days of the event related to those data/results and always provided that copyright symbol appears together as follows below.

© MotoGP Sports Entertainment Group, 2026

Official MotoGP Timing by TISSOT

www.motogp.com

Balatonfokajár, Sunday, June 7, 2026

Num	Lap Time	Gap												
80	1'41.357	3.966	28	1'41.494	5.428	13	1'41.831	9.740	21	1'41.993	13.000	54	1'41.673	15.882
28	1'41.545	5.080	13	1'41.481	8.837	21	1'42.087	11.374	54	1'41.695	14.525	7	1'41.900	18.131
21	1'41.850	7.754	21	1'41.845	9.588	54	1'41.929	13.593	98	1'42.014	15.822	98	1'42.670	18.610
13	1'41.694	7.879	54	1'42.100	12.160	98	1'42.064	14.218	84	1'42.080	16.381	84	1'42.241	18.918
11	1'42.729	9.787	98	1'42.390	12.852	84	1'41.732	14.646	7	1'41.914	16.538	14	1'42.063	19.058
84	1'42.187	9.972	84	1'43.192	13.557	7	1'41.635	15.372	14	1'41.730	16.885	72	1'42.291	21.623
54	1'41.856	10.269	11	1'43.689	13.955	14	1'41.637	15.908	72	1'42.330	19.123	32	1'42.572	24.415
98	1'42.316	10.415	7	1'43.493	14.106	72	1'42.262	17.188	32	1'42.352	21.150	16	1'42.524	24.544
7	1'41.706	10.645	72	1'43.270	14.267	32	1'42.810	18.925	16	1'42.093	21.672	99	1'42.473	24.885
72	1'41.842	11.483	14	1'42.771	14.418	16	1'43.096	19.964	99	1'42.086	22.065	71	1'42.695	26.337
14	1'42.012	12.440	32	1'42.629	15.986	11	1'44.274	20.247	71	1'42.434	23.030	53	1'42.435	26.687
32	1'42.323	13.641	71	1'42.405	16.316	99	1'43.051	20.329	53	1'42.171	24.247	11	1'43.691	30.904
71	1'42.770	13.947	16	1'41.995	16.625	71	1'43.818	20.426	11	1'43.421	26.008	3	1'42.811	32.714
16	1'41.838	14.965	99	1'42.126	17.437	53	1'42.450	22.000	3	1'42.799	29.047	85	1'43.051	36.626
99	1'42.091	15.510	53	1'42.176	19.731	3	1'43.063	26.018	85	1'42.670	29.804	22	1'44.694	50.672
53	1'42.106	18.065	3	1'42.884	22.422	85	1'42.626	26.271	22	1'43.904	43.960	95	1'41.608	2'09.895
3	1'42.921	19.154	85	1'42.791	22.525	22	1'44.227	38.939	95	1'42.266	2'08.340	Lap 18		
85	1'42.866	19.382	22	1'44.173	32.915	95	1'41.404	2'06.706	Lap 16			18	1'41.140	
22	1'43.760	27.067	95	1'42.621	2'05.402	Lap 14			18	1'41.063		12	1'40.984	0.405
95	1'42.154	2'03.345	Lap 12			18	1'41.175		12	1'40.957	0.307	81	1'41.825	3.447
Lap 10			12	1'41.157		12	1'41.105	0.574	81	1'41.786	2.116	80	1'41.119	5.729
12	1'41.300		12	1'41.653	0.264	81	1'41.220	1.433	96	1'41.462	5.150	96	1'41.638	6.743
18	1'41.183	0.259	81	1'41.324	1.151	96	1'41.526	4.571	80	1'41.479	5.314	28	1'42.056	9.073
81	1'41.137	1.179	96	1'41.715	3.615	80	1'41.318	4.756	28	1'41.605	7.088	13	1'41.720	12.791
96	1'41.544	3.121	80	1'41.342	4.112	28	1'41.402	5.970	13	1'41.503	11.532	21	1'42.125	15.804
80	1'41.454	4.120	28	1'41.537	5.576	13	1'42.027	10.592	21	1'41.952	13.889	54	1'41.815	16.557
28	1'41.362	5.142	13	1'41.393	8.841	21	1'42.081	12.280	54	1'41.640	15.102	98	1'41.793	19.263
13	1'41.985	8.564	21	1'42.020	10.219	54	1'41.685	14.103	98	1'42.074	16.833	14	1'41.600	19.518
21	1'42.497	8.951	54	1'41.825	12.596	98	1'42.038	15.081	7	1'41.649	17.124	84	1'42.485	20.263
54	1'42.299	11.268	98	1'41.623	13.086	84	1'42.103	15.574	84	1'42.252	17.570	7	1'44.573	21.564
11	1'42.987	11.474	84	1'41.678	13.846	7	1'41.700	15.897	14	1'42.066	17.888	72	1'42.692	23.175
84	1'42.901	11.573	7	1'41.952	14.669	14	1'41.695	16.428	72	1'42.165	20.225	16	1'42.312	25.716
98	1'42.555	11.670	14	1'42.174	15.203	72	1'42.053	18.066	32	1'42.649	22.736	99	1'42.297	26.042
7	1'42.476	11.821	72	1'42.980	15.858	32	1'42.321	20.071	16	1'42.304	22.913	32	1'43.154	26.429
72	1'42.022	12.205	11	1'44.339	16.905	16	1'42.063	20.852	99	1'42.303	23.305	53	1'42.415	27.962
14	1'41.715	12.855	32	1'42.450	17.047	99	1'42.098	21.252	71	1'42.568	24.535	71	1'42.903	28.100
32	1'42.224	14.565	71	1'42.613	17.540	71	1'42.618	21.869	53	1'41.961	25.145	11	1'44.132	33.896
71	1'42.472	15.119	16	1'42.564	17.800	53	1'42.524	23.349	11	1'43.161	28.106	3	1'42.866	34.440
16	1'42.173	15.838	99	1'42.162	18.210	11	1'44.788	23.860	3	1'42.812	30.796	85	1'43.093	38.579
99	1'42.309	16.519	53	1'42.140	20.482	3	1'42.678	27.521	85	1'45.727	34.468	22	1'43.863	53.395
53	1'41.998	18.763	3	1'42.854	23.887	85	1'43.311	28.407	22	1'43.974	46.871	95	1'42.410	2'11.165
3	1'42.892	20.746	85	1'43.441	24.577	22	1'43.565	41.329	95	1'41.903	2'09.180	Lap 19		
85	1'42.860	20.942	22	1'44.118	35.644	95	1'41.816	2'07.347	Lap 17			18	1'40.929	
22	1'44.183	29.950	95	1'42.221	2'06.234	Lap 15			18	1'40.893		12	1'41.285	0.761
95	1'41.944	2'03.989	Lap 13			18	1'41.273		12	1'41.147	0.561	81	1'41.806	4.324
Lap 11			18	1'40.932		12	1'41.112	0.413	81	1'41.539	2.762	80	1'41.125	5.925
12	1'41.208		12	1'41.312	0.644	81	1'41.233	1.393	80	1'41.329	5.750	96	1'42.106	7.920
18	1'41.181	0.232	81	1'41.169	1.388	96	1'41.453	4.751	96	1'41.988	6.245	28	1'42.258	10.402
81	1'41.245	1.216	96	1'41.537	4.220	80	1'41.415	4.898	28	1'41.962	8.157	13	1'41.893	13.755
96	1'41.376	3.289	80	1'41.433	4.613	28	1'41.849	6.546	13	1'41.572	12.211	21	1'42.172	17.047
80	1'41.247	4.159	28	1'41.099	5.743	13	1'41.773	11.092	21	1'41.823	14.819	54	1'42.040	17.668

Lapped rider

These data/results cannot be reproduced, stored and/or transmitted in whole or in part by any manner of electronic, mechanical, photocopying, recording, broadcasting or otherwise now known or herein after developed without the previous express consent by the copyright owner, except for reproduction in daily press and regular printed publications on sale to the public within 60 days of the event related to those data/results and always provided that copyright symbol appears together as follows below.

© MotoGP Sports Entertainment Group, 2026

Official MotoGP Timing by  TISSOT

www.motogp.com

Balatonfokajár, Sunday, June 7, 2026

Page 2 of 3



Num	Lap Time	Gap			
98	1'42.016	20.350	7	1'41.783	23.088
14	1'41.884	20.473	84	1'42.406	24.000
84	1'42.435	21.769	72	1'42.810	27.413
7	1'41.421	22.056	16	1'42.136	28.089
72	1'42.578	24.824	99	1'42.319	29.067
16	1'41.979	26.766	32	1'43.133	30.987
99	1'42.347	27.460	53	1'41.941	31.165
32	1'42.601	28.101	71	1'43.451	33.389
53	1'42.620	29.653	3	1'43.066	40.006
71	1'42.942	30.113	11	1'44.339	42.293
3	1'43.111	36.622	22	1'44.321	1'03.166
11	1'43.844	36.811	95	1'41.937	2'14.377
22	1'44.427	56.893			
85	2'04.809	1'02.459			
95	1'43.259	2'13.495			
Lap 20					
18	1'41.381		18	1'42.623	
12	1'41.549	0.929	12	1'42.517	1.552
81	1'41.566	4.509	81	1'41.501	3.925
80	1'41.358	5.902	80	1'41.175	4.367
96	1'42.068	8.607	96	1'42.479	9.561
28	1'41.944	10.965	28	1'42.316	11.143
13	1'41.743	14.117	13	1'42.251	14.612
21	1'42.113	17.779	21	1'42.677	18.652
54	1'41.877	18.164	54	1'42.503	18.808
14	1'41.841	20.933	14	1'41.709	20.885
98	1'42.413	21.382	98	1'42.601	22.404
7	1'42.066	22.741	7	1'42.099	22.564
84	1'42.642	23.030	84	1'42.886	24.263
72	1'42.596	26.039	72	1'42.723	27.513
16	1'42.004	27.389	16	1'42.296	27.762
99	1'42.105	28.184	99	1'42.781	29.225
32	1'42.570	29.290	53	1'42.883	31.425
53	1'42.388	30.660	32	1'43.358	31.722
71	1'42.642	31.374	71	1'42.997	33.763
3	1'43.135	38.376	3	1'43.293	40.676
11	1'43.960	39.390	11	1'44.176	43.846
22	1'44.769	1'00.281	22	1'43.958	1'04.501
95	1'41.762	2'13.876			
Lap 21					
18	1'41.436				
12	1'42.165	1.658			
81	1'41.974	5.047			
80	1'41.349	5.815			
96	1'42.534	9.705			
28	1'41.921	11.450			
13	1'42.303	14.984			
21	1'42.255	18.598			
54	1'42.200	18.928			
14	1'42.302	21.799			
98	1'42.480	22.426			

Lapped rider

These data/results cannot be reproduced, stored and/or transmitted in whole or in part by any manner of electronic, mechanical, photocopying, recording, broadcasting or otherwise now known or herein after developed without the previous express consent by the copyright owner, except for reproduction in daily press and regular printed publications on sale to the public within 60 days of the event related to those data/results and always provided that copyright symbol appears together as follows below.

© MotoGP Sports Entertainment Group, 2026

Official MotoGP Timing by  TISSOT

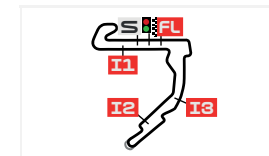
www.motogp.com

Balatonfokajár, Sunday, June 7, 2026

Page 3 of 3

2026 ROOKIE OF THE YEAR CLASSIFICATION

GRAND PRIX OF HUNGARY



Balaton Park Circuit

4075 m.

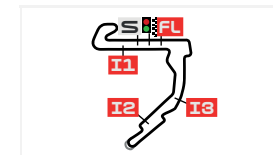
Rider	Nation	Points	Leader	Previous	THA	BRA	USA	SPA	FRA	CAT	ITA	HUN	CZE	NED	GER	GBR	ARA	RSM	AUT	JPN	INA	AUS	MAL	QAT	POR	VAL	
1 RUEDA Jose Antonio	SPA	13			-	-	1	-	-	4	3	5															
2 FERRANDEZ Alberto	SPA	8.5	4.5	4.5	0.5	-	-	-	1	-	-	7															
3 LUNETTA Luca	ITA	7	6	1.5	-	-	-	-	-	7	-	-															
4 FURUSATO Taiyo	JPN	2	11	5	-	-	-	-	-	-	-	2															

These data/results cannot be reproduced, stored and/or transmitted in whole or in part by any manner of electronic, mechanical, photocopying, recording, broadcasting or otherwise now known or herein after developed without the previous express consent by the copyright owner, except for reproduction in daily press and regular printed publications on sale to the public within 60 days of the event related to those data/results and always provided that copyright symbol appears together as follows below.

© MotoGP Sports Entertainment Group, 2026

2026 RIDERS PERFORMANCE

GRAND PRIX OF HUNGARY



Balaton Park Circuit 075 m.

(Qualifying Position - Starting Position - Race Position)

#	Rider	Pts	THA	BRA	USA	SPA	FRA	CAT	ITA	HUN	CZE	NED	GER	GBR	ARA	RSM	AUT	JPN	INA	AUS	MAL	QAT	POR	VAL		
1	GONZALEZ Manuel	154.5	7	4	9	3	5	3	1	4																
			4-1	4-3	9-5	3-2	5-2	3-1	1-1	4-1	-	-	-	-	-	-	-	-	-	-	-	-	-	-	-	-
2	GUEVARA Izan	105	2	13	7	9	1	11	8	1																
			3-2	13-6	7-3	12-7	1-1	11-3	8-7	1-6	-	-	-	-	-	-	-	-	-	-	-	-	-	-	-	-
3	VIETTI Celestino	102	5	8	4	13	9	1	16	12																
			6-6	8-9	4-2	13-5	9-6	1-2	16-2	12-7	-	-	-	-	-	-	-	-	-	-	-	-	-	-	-	-
4	AGIUS Senna	94	1	28	5	4	11	12	7	3																
			25-18	28-19	5-1	4-1	11-7	12-10	7-4	3-3	-	-	-	-	-	-	-	-	-	-	-	-	-	-	-	-
5	HOLGADO Daniel	76	3	1	15	7	2	8	4	6																
			1-3	1-1	15-16	7-11	2-DS	8-5	4-3	6-5	-	-	-	-	-	-	-	-	-	-	-	-	-	-	-	-
6	ALONSO David	71	10	2	17	6	7	13	9	9																
			-NP	2-5	17-4	6-4	7-5	13-6	9-18	9-4	-	-	-	-	-	-	-	-	-	-	-	-	-	-	-	-
7	LOPEZ Alonso	57.5	19	7	2	5	8	5	6	8																
			10-7	7-11	2-7	5-NC	8-4	5-8	6-6	8-8	-	-	-	-	-	-	-	-	-	-	-	-	-	-	-	-
8	ORTOLA Ivan	52.5	4	12	18	15	15	4	10	18																
			2-4	12-10	18-11	15-10	14-3	4-4	10-NC	18-NC	-	-	-	-	-	-	-	-	-	-	-	-	-	-	-	-
9	SALAC Filip	50	8	17	11	23	3	7	2	2																
			26-19	17-15	29-21	23-14	3-9	7-7	2-5	2-2	-	-	-	-	-	-	-	-	-	-	-	-	-	-	-	-
10	MUÑOZ Daniel	41	14	11	14	10	13	15	13	10																
			8-8	11-2	14-14	9-6	16-23	15-11	13-20	10-NC	-	-	-	-	-	-	-	-	-	-	-	-	-	-	-	-
11	ARBOLINO Tony	37.5	21	10	13	14	16	24	12	15																
			20-13	10-7	13-10	14-8	15-14	24-17	12-11	15-10	-	-	-	-	-	-	-	-	-	-	-	-	-	-	-	-
12	VEIJER Collin	36.5	6	6	8	1	10	2	5	7																
			5-5	6-8	8-NC	1-3	10-NC	2-NC	5-9	7-23	-	-	-	-	-	-	-	-	-	-	-	-	-	-	-	-

NC=Not classified NL=Not finished first lap NP=Not started race re-start N2=Not finished first lap race re-start EX=Excluded NS=Not Started DS=Disqualified

These data/results cannot be reproduced, stored and/or transmitted in whole or in part by any manner of electronic, mechanical, photocopying, recording, broadcasting or otherwise now known or herein after developed without the previous express consent by the copyright owner, except for reproduction in daily press and regular printed publications on sale to the public within 60 days of the event related to those data/results and always provided that copyright symbol appears together as follows below.

© MotoGP Sports Entertainment Group, 2026

2026 Riders Performance

Moto2™ Race

#	Rider	Pts	THA	BRA	USA	SPA	FRA	CAT	ITA	HUN	CZE	NED	GER	GBR	ARA	RSM	AUT	JPN	INA	AUS	MAL	QAT	POR	VAL	
13	ESCRIG Alex	30	18	3	6	2	20	18	3	5															
			18-12	3-4	6-8	2-9	20-20	18-NC	3-NC	5-21	-	-	-	-	-	-	-	-	-	-	-	-	-	-	-
14	BALTUS Barry	28	13	14	1	8	4	21	19	11															
			9-14	14-14	1-6	8-NC	4-NC	21-13	19-8	11-12	-	-	-	-	-	-	-	-	-	-	-	-	-	-	-
15	ROBERTS Joe	19	25	16	10	20	6	25	15	22															
			16-NL	16-18	10-9	20-15	6-8	25-NC	15-14	22-15	-	-	-	-	-	-	-	-	-	-	-	-	-	-	-
16	ÖNCÜ Deniz	15.5	17	18	26	19	21	16	17	23															
			12-9	18-20	26-20	19-13	21-13	16-22	17-10	23-17	-	-	-	-	-	-	-	-	-	-	-	-	-	-	-
17	CANET Aron	13.5	15	25	12	11	17	6	23	16															
			11-11	25-22	12-13	10-NC	17-10	6-14	22-NL	16-NL	-	-	-	-	-	-	-	-	-	-	-	-	-	-	-
18	RUEDA Jose Antonio	13	24	27	28	25	19	9	21	14															
			21-NL	27-21	28-15	25-20	19-17	9-12	21-13	14-11	-	-	-	-	-	-	-	-	-	-	-	-	-	-	-
19	HUERTAS Adrian	12		21	16	16	27	26	26	27															
			-	21-12	16-12	16-NL	27-18	26-21	25-12	27-16	-	-	-	-	-	-	-	-	-	-	-	-	-	-	-
20	FERRANDEZ Alberto	8.5	26	24	20	28	25	17	24	17															
			15-15	24-17	-NS	28-21	25-15	17-18	28-19	17-9	-	-	-	-	-	-	-	-	-	-	-	-	-	-	-
21	SASAKI Ayumu	8	12	19	21	12	14	14	11	19															
			7-10	29-NS	21-17	11-12	13-NC	14-15	11-NC	19-19	-	-	-	-	-	-	-	-	-	-	-	-	-	-	-
22	VD GOORBERGH Zonta	8	23	22	23	22	18	19	14	13															
			17-NC	22-24	23-22	22-17	18-12	19-19	14-15	13-13	-	-	-	-	-	-	-	-	-	-	-	-	-	-	-
23	LUNETTA Luca	7	20			26	28	10	20	21															
			-NS	-	-	26-18	28-16	10-9	20-16	21-18	-	-	-	-	-	-	-	-	-	-	-	-	-	-	-
24	GARCIA Sergio	5	16	15	25	18	12	20	18	25															
			-NS	15-16	-NS	18-19	12-11	20-23	18-17	25-20	-	-	-	-	-	-	-	-	-	-	-	-	-	-	-
25	AJI Mario	3	9	9	19	17	23																		
			-NP	9-13	19-NC	17-NC	23-21	-	-	-	-	-	-	-	-	-	-	-	-	-	-	-	-	-	-
26	FURUSATO Taiyo	2	22	20	24	24	24	23	22	20															
			19-16	20-NC	24-18	24-NC	24-22	23-20	27-NL	20-14	-	-	-	-	-	-	-	-	-	-	-	-	-	-	-
27	RAMIREZ Marcos	0				21	22																		
			-	-	-	21-16	22-19	-	-	-	-	-	-	-	-	-	-	-	-	-	-	-	-	-	-
28	ORRADRE Unai	0						22	27																
			-	-	-	-	-	-	22-16	26-21	-	-	-	-	-	-	-	-	-	-	-	-	-	-	-

NC=Not classified NL=Not finished first lap NP=Not started race re-start N2=Not finished first lap race re-start EX=Excluded NS=Not Started DS=Disqualified

These data/results cannot be reproduced, stored and/or transmitted in whole or in part by any manner of electronic, mechanical, photocopying, recording, broadcasting or otherwise now known or herein after developed without the previous express consent by the copyright owner, except for reproduction in daily press and regular printed publications on sale to the public within 60 days of the event related to those data/results and always provided that copyright symbol appears together as follows below.

© MotoGP Sports Entertainment Group, 2026

Official MotoGP Timing by  TISSOT

www.motogp.com


Balatonfokajár, Sunday, June 7, 2026

#	Rider	Pts	THA	BRA	USA	SPA	FRA	CAT	ITA	HUN	CZE	NED	GER	GBR	ARA	RSM	AUT	JPN	INA	AUS	MAL	QAT	POR	VAL	
29	NAVARRO Jorge	0	27	26	22	27	26																		
			22-17	26-NC	22-NC	27-NC	-NP	-	-	-	-	-	-	-	-	-	-	-	-	-	-	-	-	-	-
30	FOGGIA Dennis	0		23	27																				
			-	23-23	27-19	-	-	-	-	-	-	-	-	-	-	-	-	-	-	-	-	-	-	-	-
31	ROULSTONE Jacob	0								26															
			-	-	-	-	-	-	-	-	26-22	-	-	-	-	-	-	-	-	-	-	-	-	-	-
32	ZURUTUZA Xabi	0						27	25	24															
			-	-	-	-	-	-	27-24	24-NL	24-NC	-	-	-	-	-	-	-	-	-	-	-	-	-	-

NC=Not classified NL=Not finished first lap NP=Not started race re-start N2=Not finished first lap race re-start EX=Excluded NS=Not Started DS=Disqualified

These data/results cannot be reproduced, stored and/or transmitted in whole or in part by any manner of electronic, mechanical, photocopying, recording, broadcasting or otherwise now known or herein after developed without the previous express consent by the copyright owner, except for reproduction in daily press and regular printed publications on sale to the public within 60 days of the event related to those data/results and always provided that copyright symbol appears together as follows below.

© MotoGP Sports Entertainment Group, 2026

Official MotoGP Timing by  TISSOT

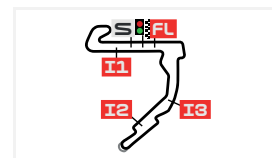
www.motogp.com

Balatonfokajár, Sunday, June 7, 2026

OFFICIAL STARTING GRID

GRAND PRIX OF HUNGARY

RACE : 22 LAPS = 89.65 KM



Balaton Park Circuit

4,423 m.

1	1 1'40.280 28 Izan GUEVARA Boscoscuro	2	2 1'40.304 12 Filip SALAC Kalex	3	3 1'40.315 81 Senna AGIUS Kalex
2	4 1'40.341 18 Manuel GONZALEZ Kalex	5	5 1'40.445 11 Alex ESCRIG Forward	6	6 1'40.470 96 Daniel HOLGADO Kalex
3	7 1'40.526 95 Collin VEIJER Kalex	8	8 1'40.529 21 Alonso LOPEZ Kalex	9	9 1'40.557 80 David ALONSO Kalex
4	10 1'40.615 17 Daniel MUÑOZ Kalex	11	11 1'40.758 7 Barry BALTUS Kalex	12	12 1'40.816 13 Celestino VIETTI Boscoscuro
5	13 1'40.837 84 Zonta VD GOORBERGH Kalex	14	14 1'40.924 98 Jose Antonio RUEDA Kalex	15	15 1'41.061 14 Tony ARBOLINO Kalex
6	16 1'41.145 44 Aron CANET Boscoscuro	17	17 1'41.232 54 Alberto FERRANDEZ Boscoscuro	18	18 1'40.729 4 Ivan ORTOLA Kalex
7	19 1'41.290 71 Ayumu SASAKI Kalex	20	20 1'41.349 72 Taiyo FURUSATO Kalex	21	21 1'41.370 32 Luca LUNETTA Boscoscuro

The results are provisional until the end of the limit for protest and appeals.

Time limit for protest expires 60' after publication of the results - **Thomas KOCSIK** Time: **14:35**

These data/results cannot be reproduced, stored and/or transmitted in whole or in part by any manner of electronic, mechanical, photocopying, recording, broadcasting or otherwise now known or herein after developed without the previous express consent by the copyright owner, except for reproduction in daily press and regular printed publications on sale to the public within 60 days of the event related to those data/results and always provided that copyright symbol appears together as follows below.

© MotoGP Sports Entertainment Group, 2026

Official MotoGP Timing by **TISSOT**

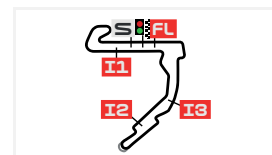
www.motogp.com

Balatonfokajár, Saturday, June 6, 2026

OFFICIAL STARTING GRID

GRAND PRIX OF HUNGARY

RACE : 22 LAPS = 89.65 KM



Balaton Park Circuit

4,423 m.

8

22
1'41.448
16 Joe ROBERTS
Kalex

23
1'41.560
53 Deniz ÖNCÜ
Boscoscuro

24
1'41.672
85 Xabi ZURUTUZA
Forward

9

25
1'41.839
3 Sergio GARCIA
Kalex

26
1'43.036
22 Jacob ROULSTONE
Kalex

27
1'41.282
99 Adrian HUERTAS
Kalex

The results are provisional until the end of the limit for protest and appeals.

Time limit for protest expires 60' after publication of the results - **Thomas KOCSIK** Time: **14:35**

These data/results cannot be reproduced, stored and/or transmitted in whole or in part by any manner of electronic, mechanical, photocopying, recording, broadcasting or otherwise now known or herein after developed without the previous express consent by the copyright owner, except for reproduction in daily press and regular printed publications on sale to the public within 60 days of the event related to those data/results and always provided that copyright symbol appears together as follows below.

© MotoGP Sports Entertainment Group, 2026

Official MotoGP Timing by  TISSOT

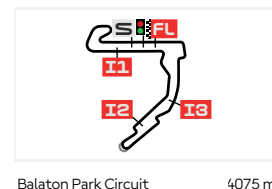
www.motogp.com

Balatonfokajár, Saturday, June 6, 2026

TOP SPEED & AVERAGE

GRAND PRIX OF HUNGARY

RACE



#	Rider	Nation	Motorcycle	Top 5 speeds					Average	Top
14	Tony ARBOLINO	ITA	KALEX	250.0	249.4	247.1	246.5	246.5	247.7	250.0
4	Ivan ORTOLA	SPA	KALEX	248.8	246.5	127.8			207.7	248.8
95	Collin VEIJER	NED	KALEX	248.8	246.5	246.0	245.4	244.8	245.6	248.8
71	Ayumu SASAKI	JPN	KALEX	248.2	246.0	246.0	244.8	244.3	244.8	248.2
80	David ALONSO	COL	KALEX	248.2	248.2	246.5	246.5	246.0	246.8	248.2
53	Deniz ÖNCÜ	TUR	BOSCOSCURO	247.7	247.1	246.5	246.5	246.0	246.5	247.7
72	Taiyo FURUSATO	JPN	KALEX	247.7	246.0	245.4	245.4	245.4	245.9	247.7
18	Manuel GONZALEZ	SPA	KALEX	247.1	246.5	246.0	246.0	246.0	246.3	247.1
21	Alonso LOPEZ	SPA	KALEX	247.1	244.8	243.7	243.2	243.2	244.4	247.1
85	Xabi ZURUTUZA	SPA	FORWARD	247.1	244.8	244.8	244.3	243.7	244.4	247.1
17	Daniel MUÑOZ	SPA	KALEX	246.5	241.6	105.9			198.0	246.5
28	Izan GUEVARA	SPA	BOSCOSCURO	246.5	245.4	245.4	245.4	245.4	245.6	246.5
98	Jose Antonio RUEDA	SPA	KALEX	246.5	245.4	245.4	244.8	244.8	245.4	246.5
99	Adrian HUERTAS	SPA	KALEX	246.5	244.8	243.7	243.7	243.7	244.2	246.5
7	Barry BALTUS	BEL	KALEX	246.0	245.4	244.8	244.3	243.7	244.5	246.0
11	Alex ESCRIG	SPA	FORWARD	246.0	245.4	244.3	244.3	243.7	244.7	246.0
12	Filip SALAC	CZE	KALEX	246.0	244.8	244.8	244.8	244.3	244.9	246.0
13	Celestino VIETTI	ITA	BOSCOSCURO	246.0	245.4	244.8	244.8	244.8	245.1	246.0
32	Luca LUNETTA	ITA	BOSCOSCURO	246.0	246.0	246.0	246.0	246.0	246.0	246.0
96	Daniel HOLGADO	SPA	KALEX	246.0	246.0	245.4	245.4	244.8	245.4	246.0
3	Sergio GARCIA	SPA	KALEX	245.4	244.3	244.3	243.7	243.7	244.3	245.4
54	Alberto FERRANDEZ	SPA	BOSCOSCURO	245.4	245.4	244.8	244.3	243.7	244.3	245.4
16	Joe ROBERTS	USA	KALEX	244.8	244.3	243.7	243.2	243.2	243.7	244.8
22	Jacob ROULSTONE	AUS	KALEX	244.8	242.6	242.6	242.6	242.6	242.9	244.8
81	Senna AGIUS	AUS	KALEX	244.8	244.3	244.3	244.3	243.7	244.2	244.8
84	Zonta VD GOORBERGH	NED	KALEX	244.3	243.2	243.2	242.6	242.1	242.6	244.3
44	Aron CANET	SPA	BOSCOSCURO	121.3					121.3	121.3

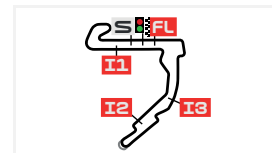
These data/results cannot be reproduced, stored and/or transmitted in whole or in part by any manner of electronic, mechanical, photocopying, recording, broadcasting or otherwise now known or herein after developed without the previous express consent by the copyright owner, except for reproduction in daily press and regular printed publications on sale to the public within 60 days of the event related to those data/results and always provided that copyright symbol appears together as follows below.

© MotoGP Sports Entertainment Group, 2026

Official MotoGP Timing by www.motogp.com

Balatonfokajár, Sunday, June 7, 2026

FASTEST LAPS SEQUENCE
GRAND PRIX OF HUNGARY
RACE



Balaton Park Circuit 4075 m.

Lap	Race Time	# Rider	Nation	Motorcycle	Time	Km/h	Riders's Lap
2	3'25.680	12 Filip SALAC	CZE	KALEX	1'41.241	144.9	2
2	3'25.905	18 Manuel GONZALEZ	SPA	KALEX	1'41.223	144.9	2
3	5'06.744	12 Filip SALAC	CZE	KALEX	1'41.064	145.1	3
5	8'29.132	12 Filip SALAC	CZE	KALEX	1'41.055	145.1	5
5	8'30.038	81 Senna AGIUS	AUS	KALEX	1'40.996	145.2	5
9	15'13.536	12 Filip SALAC	CZE	KALEX	1'40.911	145.3	9
17	28'42.769	18 Manuel GONZALEZ	SPA	KALEX	1'40.893	145.4	17

These data/results cannot be reproduced, stored and/or transmitted in whole or in part by any manner of electronic, mechanical, photocopying, recording, broadcasting or otherwise now known or herein after developed without the previous express consent by the copyright owner, except for reproduction in daily press and regular printed publications on sale to the public within 60 days of the event related to those data/results and always provided that copyright symbol appears together as follows below.

© MotoGP Sports Entertainment Group, 2026

Official MotoGP Timing by  TISSOT

www.motogp.com

Balatonfokajár, Sunday, June 7, 2026