

CLASSIFICATION

GRAND PRIX OF HUNGARY

PRACTICE



Balaton Park Circuit 4075 m.

#	Rider	Nation	Team	Motorcycle	Time	Lap Total	Gap	T. Speed
1	28 Maximo QUILES	SPA	CFMOTO Gaviota Aspar Team	KTM	1'46.296	11 17		210.5
2	9 Veda PRATAMA	INA	Honda Team Asia	HONDA	1'46.657	12 15	0.361 0.361	212.1
3	22 David ALMANSA	SPA	Liqui Moly Dynavolt Intact GP	KTM	1'46.689	16 16	0.393 0.032	209.3
4	64 David MUÑOZ	SPA	Liqui Moly Dynavolt Intact GP	KTM	1'46.773	4 15	0.477 0.084	211.7
5	66 Joel KELSO	AUS	GRYD Racing	HONDA	1'46.832	12 16	0.536 0.059	210.1
6	67 Casey O'GORMAN	IRL	SIC58 Squadra Corse	HONDA	1'46.893	14 16	0.597 0.061	207.6
7	31 Adrian FERNANDEZ	SPA	Leopard Racing	HONDA	1'46.915	13 17	0.619 0.022	210.9
8	27 Rico SALMELA	FIN	Red Bull KTM Tech3	KTM	1'46.935	14 16	0.639 0.020	212.5
9	94 Guido PINI	ITA	Leopard Racing	HONDA	1'46.947	15 16	0.651 0.012	212.1
10	97 Marco MORELLI	ARG	CFMOTO Gaviota Aspar Team	KTM	1'46.987	14 17	0.691 0.040	209.3
11	73 Valentin PERRONE	ARG	Red Bull KTM Tech3	KTM	1'47.004	13 17	0.708 0.017	212.5
12	18 Matteo BERTELLE	ITA	LEVEL UP - MTA	KTM	1'47.009	13 16	0.713 0.005	212.1
13	83 Alvaro CARPE	SPA	Red Bull KTM Ajo	KTM	1'47.022	16 17	0.726 0.013	211.7
14	21 Ruche MOODLEY	RSA	CODE Motorsports	KTM	1'47.148	13 16	0.852 0.126	212.1
15	54 Jesus RIOS	SPA	Rivacold Snipers Team	HONDA	1'47.219	13 15	0.923 0.071	209.7
16	78 Joel ESTEBAN	SPA	LEVEL UP - MTA	KTM	1'47.225	9 16	0.929 0.006	212.5
17	13 Hakim DANISH	MAL	AEON Credit - MT Helmets - MSI	KTM	1'47.351	12 16	1.055 0.126	213.0
18	51 Brian URIARTE	SPA	Red Bull KTM Ajo	KTM	1'47.387	13 16	1.091 0.036	211.3
19	14 Cormac BUCHANAN	NZE	CODE Motorsports	KTM	1'47.463	12 14	1.167 0.076	211.3
20	8 Eddie O'SHEA	GBR	GRYD Racing	HONDA	1'47.502	13 15	1.206 0.039	213.8
21	19 Scott OGDEN	GBR	CIP Green Power	KTM	1'47.762	14 14	1.466 0.260	209.3
22	11 Adrian CRUCES	SPA	CIP Green Power	KTM	1'47.808	14 14	1.512 0.046	212.5
23	10 Nicola CARRARO	ITA	Rivacold Snipers Team	HONDA	1'48.063	13 15	1.767 0.255	210.5
24	5 Leo RAMMERSTORFER	AUT	SIC58 Squadra Corse	HONDA	1'48.245	12 16	1.949 0.182	210.1
25	32 Zen MITANI	JPN	Honda Team Asia	HONDA	1'48.437	11 15	2.141 0.192	207.6
26	6 Ryusei YAMANAKA	JPN	AEON Credit - MT Helmets - MSI	KTM	1'48.766	8 15	2.470 0.329	213.8

Practice condition: **Dry**

Air: 23°

Humidity: 51%

Ground: 38°

Fastest Lap:	Lap: 11	Maximo QUILES	1'46.296	138 Km/h
Best Race Lap:	2025	David MUÑOZ	1'45.700	138.7 Km/h
All-Time Lap Record:	2025	David MUÑOZ	1'45.700	138.7 Km/h

The results are provisional until the end of the limit for protest and appeals.

Time limit for protest expires 60' after publication of the results - Time: **14:04**

These data/results cannot be reproduced, stored and/or transmitted in whole or in part by any manner of electronic, mechanical, photocopying, recording, broadcasting or otherwise now known or herein after developed without the previous express consent by the copyright owner, except for reproduction in daily press and regular printed publications on sale to the public within 60 days of the event related to those data/results and always provided that copyright symbol appears together as follows below.

© MotoGP Sports Entertainment Group, 2026

Official MotoGP Timing by **TISSOT**

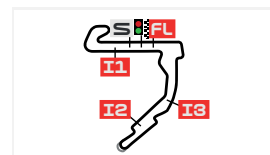
www.motogp.com

Balatonfokajár, Friday, June 5, 2026

TOP SPEED & AVERAGE

GRAND PRIX OF HUNGARY

PRACTICE



Balaton Park Circuit

4075 m.

#	Rider	Nation	Motorcycle	Top 5 speeds					Average	Top
6	Ryusei YAMANAKA	JPN	KTM	213.8	211.7	211.3	210.9	210.1	211.3	213.8
8	Eddie O'SHEA	GBR	HONDA	213.8	212.5	212.1	212.1	211.7	212.4	213.8
13	Hakim DANISH	MAL	KTM	213.0	212.5	210.1	209.7	209.7	211.0	213.0
11	Adrian CRUCES	SPA	KTM	212.5	210.5	210.5	210.5	209.7	210.7	212.5
27	Rico SALMELA	FIN	KTM	212.5	212.1	210.9	210.1	209.3	210.7	212.5
73	Valentin PERRONE	ARG	KTM	212.5	209.7	209.7	208.8	208.4	209.4	212.5
78	Joel ESTEBAN	SPA	KTM	212.5	211.7	211.3	211.3	210.5	211.2	212.5
9	Veda PRATAMA	INA	HONDA	212.1	212.1	211.3	210.9	210.5	211.2	212.1
18	Matteo BERTELLE	ITA	KTM	212.1	212.1	212.1	212.1	210.9	211.7	212.1
21	Ruche MOODLEY	RSA	KTM	212.1	212.1	210.5	210.5	210.1	210.6	212.1
94	Guido PINI	ITA	HONDA	212.1	210.1	210.1	209.3	208.8	210.1	212.1
64	David MUÑOZ	SPA	KTM	211.7	211.3	210.5	210.1	210.1	210.7	211.7
83	Alvaro CARPE	SPA	KTM	211.7	211.3	210.9	210.5	210.1	210.9	211.7
14	Cormac BUCHANAN	NZE	KTM	211.3	210.5	210.1	209.3	208.4	209.9	211.3
51	Brian URIARTE	SPA	KTM	211.3	208.8	208.4	208.0	207.6	208.5	211.3
31	Adrian FERNANDEZ	SPA	HONDA	210.9	210.1	209.7	209.3	208.8	209.6	210.9
10	Nicola CARRARO	ITA	HONDA	210.5	210.1	210.1	209.3	208.8	209.8	210.5
28	Maximo QUILES	SPA	KTM	210.5	210.1	210.1	209.7	209.7	209.9	210.5
5	Leo RAMMERSTORFER	AUT	HONDA	210.1	210.1	210.1	209.3	208.8	209.5	210.1
66	Joel KELSO	AUS	HONDA	210.1	210.1	209.7	209.7	209.7	209.9	210.1
54	Jesus RIOS	SPA	HONDA	209.7	209.3	208.4	208.0	208.0	208.6	209.7
19	Scott OGDEN	GBR	KTM	209.3	208.8	208.4	208.4	208.0	208.6	209.3
22	David ALMANSA	SPA	KTM	209.3	208.8	208.8	208.4	208.4	208.7	209.3
97	Marco MORELLI	ARG	KTM	209.3	208.8	208.8	208.4	208.4	208.7	209.3
32	Zen MITANI	JPN	HONDA	207.6	207.2	206.8	206.8	206.5	206.9	207.6
67	Casey O'GORMAN	IRL	HONDA	207.6	207.2	206.5	206.1	205.7	206.5	207.6

These data/results cannot be reproduced, stored and/or transmitted in whole or in part by any manner of electronic, mechanical, photocopying, recording, broadcasting or otherwise now known or herein after developed without the previous express consent by the copyright owner, except for reproduction in daily press and regular printed publications on sale to the public within 60 days of the event related to those data/results and always provided that copyright symbol appears together as follows below.

© MotoGP Sports Entertainment Group, 2026

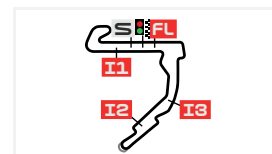
Official MotoGP Timing by www.motogp.com

Balatonfokajár, Friday, June 5, 2026

CHRONOLOGICAL ANALYSIS OF PERFORMANCES

GRAND PRIX OF HUNGARY

PRACTICE



Balaton Park Circuit 4075 m.

* Lap / Sector time cancelled
P Crossing the finish line in pit lane

T1 Time from finish line to 1st intermediate
T2 Time from 1st intermed. to 2nd intermed.

T3 Time from 2nd intermed. to 3rd intermed.
T4 Time from 3rd intermediate to finish line

Lap	Lap Time	T1	T2	T3	T4	Speed	Lap	Lap Time	T1	T2	T3	T4	Speed		
1st	28	Maximo QUILES					CFMOTO Gaviota Aspar SPA	4	1'47.392	32.362	25.128	29.482	20.420	208.4	
		Runs=2	Total laps=17	Full laps=14	Valid laps=10		5	1'49.739	33.923	25.298	29.787	20.731	209.3		
1	1'52.191	31.499	26.207	30.179	20.695		6	1'47.103	32.363	25.093	29.286	20.361	208.0		
2	1'48.153	33.030	25.157	29.526	20.440	210.1	7	1'47.206	32.331	25.157	29.260	20.458	208.8		
3	1'47.300	32.341	24.974	29.508	20.477	208.0	8	1'58.237 P	33.030	26.483	29.670 *	29.054	208.0		
4	1'47.380 *	32.503	25.030	29.520	20.327 *	209.3	9	7'55.278	31.071	26.212	30.226	20.827			
5	1'46.988	32.372	24.933	29.455	20.228	209.3	10	1'48.174 *	32.439	26.450	28.656 *	20.629	206.5		
6	1'46.638	32.150	25.002	29.197	20.289	210.5	11	1'47.323	32.198	24.898	29.765	20.462	208.4		
7	1'47.005 *	32.335	24.946	29.389	20.335 *	210.1	12	1'47.410	32.283	25.187	29.196	20.744	208.8		
8	1'46.905	32.352	24.849	29.422	20.282	209.7	13	1'47.035	32.284	25.093	29.189	20.469	207.2		
9	1'46.837	32.239	25.052	29.229	20.317	208.8	14	1'46.909	32.168	25.108	29.268	20.365	207.6		
10	1'47.243	32.157	24.839	29.858	20.389	209.3	15	1'46.955	32.084	25.149	29.248	20.474	208.0		
11	1'46.296	32.029	24.761	29.269	20.237	208.4	16	1'46.689	32.107	24.956	29.250	20.376	207.6		
12	1'55.987 P	32.585	25.259	30.049	28.094	209.7									
13	7'03.921 *	30.791	25.291	29.487	20.654 *										
14	1'47.567 *	32.665	25.238 *	29.264	20.400	208.0									
15	1'46.654	32.175	24.895	29.362	20.222	209.7									
16	1'47.455 *	32.631 *	25.287	29.275	20.262 *	208.8									
17	1'46.380	32.167	24.924	29.141	20.148	209.7									
2nd	9	Veda PRATAMA					Honda Team Asia INA	4th	64	David MUÑOZ					Liqui Moly Dynavolt Int SPA
		Runs=2	Total laps=15	Full laps=12	Valid laps=6				Runs=2	Total laps=15	Full laps=12	Valid laps=7			
1	2'05.482	31.461	25.630	31.712	20.783		1	2'18.187	30.684	25.854	29.838	20.547			
2	1'48.829	32.907	25.573	29.822	20.527	210.1	2	1'48.942	33.106	25.473	29.839	20.524	208.8		
3	1'53.910 *	33.372	30.255	29.607 *	20.676	208.0	3	1'47.400	32.422	25.163	29.386	20.429	207.6		
4	1'48.457 *	32.505 *	25.495	29.991	20.466	210.9	4	1'46.773	32.216	25.086	29.247	20.224	209.3		
5	1'50.846 *	32.437	25.516	31.555 *	21.338	212.1	5	1'47.461	32.200	25.143	29.479	20.639	210.5		
6	1'47.885	32.338	25.115	29.920	20.512	212.1	6	1'48.288 *	32.872	25.328	29.633 *	20.455	211.3		
7	1'48.297 *	32.496 *	25.354	29.953	20.494	210.5	7	1'56.902 *	32.753 *	32.686	30.505	20.958	211.7		
8	1'47.813	32.468	25.136	29.713	20.496	208.8	8	1'47.135	32.296	25.148	29.350	20.341	210.1		
9	2'03.791 P	34.321	25.386	32.104 *	31.980	208.0	9	1'58.034 P	32.261 *	24.998	28.789 *	31.986	210.1		
10	9'04.618 *	30.539	25.714	29.851 *	20.918		10	9'10.798 *	33.015	26.437	28.242 *	20.679			
11	1'47.408	32.091	24.967	29.934	20.416	210.5	11	1'46.450 *	32.357	25.138	28.259 *	20.696	207.2		
12	1'46.657	32.130	25.049	29.193	20.285	211.3	12	1'47.300	32.353	25.137	29.223	20.587	207.2		
13	1'46.702 *	32.180	25.002	29.070 *	20.450	208.8	13	1'59.742 *	36.564	29.368	33.156 *	20.654	207.6		
14	1'57.291 *	34.962	25.611 *	33.320 *	23.398	208.4	14	1'47.077	32.260	25.151	29.187	20.479	207.6		
15	1'47.490	32.275	25.301	29.506	20.408	206.5	15	1'52.327 *	36.478	25.436	29.678 *	20.735	206.5		
3rd	22	David ALMANSA					Liqui Moly Dynavolt Int SPA	5th	66	Joel KELSO					GRYD Racing AUS
		Runs=2	Total laps=16	Full laps=13	Valid laps=12				Runs=2	Total laps=16	Full laps=13	Valid laps=11			
1	2'46.647	32.270	26.566	30.162	20.705		1	2'08.732 *	31.003	25.617	33.153 *	23.353			
2	1'48.573	32.835	25.278	29.979	20.481	206.8	2	1'49.230	32.908	25.646	30.023	20.653	210.1		
3	1'47.512	32.452	25.223	29.414	20.423	206.8	3	1'48.650	32.711	25.609	29.789	20.541	210.1		
							4	1'48.208	32.469	25.384	29.961	20.394	207.6		
							5	1'47.861	32.272	25.381	29.760	20.448	209.7		
							6	1'59.578	42.011	27.084	29.828	20.655	209.3		
							7	1'52.841 *	32.370	25.361	32.006 *	23.104	208.4		
							8	1'48.330	32.622	25.324	29.770	20.614	209.3		
							9	1'48.105	32.586	25.362	29.614	20.543	209.7		

Fastest Lap: Maximo QUILES SPA CFMOTO Gaviota Aspar Team **1'46.296** 32.029 24.761 29.269 20.237

These data/results cannot be reproduced, stored and/or transmitted in whole or in part by any manner of electronic, mechanical, photocopying, recording, broadcasting or otherwise now known or herein after developed without the previous express consent by the copyright owner, except for reproduction in daily press and regular printed publications on sale to the public within 60 days of the event related to those data/results and always provided that copyright symbol appears together as follows below.

© MotoGP Sports Entertainment Group, 2026

Official MotoGP Timing by

www.motogp.com

Balatonfokajár, Friday, June 5, 2026

Practice

Moto3™

Lap	Lap Time	T1	T2	T3	T4	Speed
10	2'02.421 P	32.640	27.759	33.653 *	28.369	206.8
11	7'22.034 *	33.231	26.969	29.517 *	24.512	
12	1'46.832	32.095	24.986	29.446	20.305	209.7
13	1'50.110	34.864	25.207	29.592	20.447	206.8
14	1'49.144 *	32.386	26.731	29.435 *	20.592	206.8
15	1'52.012	32.323	25.265	33.881	20.543	206.8
16	1'47.581	32.471	25.122	29.571	20.417	208.4

6th **67** **Casey O'GORMAN** SIC58 Squadra Corse IRL
Runs=3 Total laps=16 Full laps=11 Valid laps=9

1	2'00.177	32.162	26.349	30.581	20.854	
2	1'50.143	33.771	25.636	29.941	20.795	204.5
3	1'48.752	33.065	25.359	29.747	20.581	204.5
4	1'48.667	33.074	25.533	29.605	20.455	205.3
5	1'48.415	32.764	25.339	29.741	20.571	206.5
6	2'00.268 P	35.225	25.963 *	29.482 *	29.598	205.7
7	3'36.192 *	41.134	26.751	31.092 *	20.650	
8	1'47.450	32.468	25.214	29.362	20.406	207.2
9	1'51.591 *	32.698	25.884	31.807 *	21.202 *	204.5
10	1'48.158	32.562	25.128	29.301	21.167	204.1
11	1'47.510	32.546	25.135	29.412	20.417	204.9
12	1'57.814 P	33.631	25.638	30.116	28.429	205.7
13	5'43.685 *	40.504	26.341	31.396 *	22.098 *	
14	1'46.893	32.500	24.877	29.130	20.386	205.3
15	1'51.718 *	33.209	25.557	30.825 *	22.127 *	206.1
16	1'50.051	33.429	25.647	30.050	20.925	207.6

7th **31** **Adrian FERNANDEZ** Leopard Racing SPA
Runs=2 Total laps=17 Full laps=14 Valid laps=8

1	2'29.260	31.189	26.016	30.387	20.814	
2	1'48.757	33.098	25.447	29.738	20.474	207.6
3	1'48.156	32.340	25.204	30.085	20.527	207.6
4	1'48.469 *	32.252	25.417	29.423	21.377 *	209.3
5	1'49.690	32.948	25.669	30.302	20.771	203.3
6	1'47.973	32.257	25.437	29.711	20.568	210.1
7	1'47.908	32.383	25.289	29.715	20.521	208.4
8	1'47.381 *	32.493	25.461	29.725	19.702 *	208.8
9	1'47.893	32.556	25.214	29.547	20.576	206.8
10	1'50.046 *	32.520	25.287	31.243 *	20.996 *	208.4
11	1'56.788 P	32.369	25.199	30.000	29.220	208.4
12	5'33.233 *	34.967	26.184	29.790 *	21.230 *	
13	1'46.915	32.135	25.043	29.295	20.442	210.9
14	1'50.918	32.144	25.053	33.254	20.467	208.4
15	1'46.025 *	32.229	25.233	29.060 *	19.503 *	209.7
16	1'47.843 *	32.496	25.221	29.600	20.526 *	207.6
17	1'50.864 *	33.849	25.569	30.681 *	20.765	208.8

8th **27** **Rico SALMELA** Red Bull KTM Tech3 FIN
Runs=2 Total laps=16 Full laps=13 Valid laps=6

1	2'05.802 *	31.576	25.654	30.279 *	20.702	
2	1'52.976 *	33.172 *	28.986 *	30.239	20.579	209.3
3	1'48.658	32.584	25.376	30.077	20.621	208.8
4	1'47.869 *	32.466 *	25.209	29.797	20.397	212.1
5	1'51.918 *	32.310	25.392	33.539 *	20.677 *	212.5
6	1'47.673	32.492	25.045	29.707	20.429	210.9

Lap	Lap Time	T1	T2	T3	T4	Speed
7	1'47.687	32.378	25.207	29.594	20.508	209.3
8	1'52.351 *	34.957	25.257	31.495 *	20.642 *	208.0
9	1'47.449 *	32.547	25.052	29.289 *	20.561 *	208.0
10	1'56.503 P	32.773	25.241	30.040	28.449	206.5
11	7'21.264 *	30.024	25.818	29.794	20.787 *	
12	1'47.038	32.028	24.987	29.592	20.431	210.1
13	1'47.509 *	32.638	25.104	29.162 *	20.605 *	208.0
14	1'46.935	32.090	25.016	29.420	20.409	208.0
15	1'56.494 *	32.346	25.538	34.335 *	24.275	207.6
16	1'48.109	32.229	25.440	29.820	20.620	207.6

9th **94** **Guido PINI** Leopard Racing ITA
Runs=2 Total laps=16 Full laps=13 Valid laps=11

1	2'17.859 *	31.219	26.343	30.228 *	20.880	
2	1'50.284 *	33.230	25.551	30.772 *	20.731	207.6
3	1'48.992	32.988	25.523	29.667	20.814	207.2
4	1'47.544	32.280	25.280	29.605	20.379	208.4
5	1'48.357	32.712	25.435	29.725	20.485	210.1
6	1'47.671	32.278	25.287	29.697	20.409	208.4
7	1'48.092	32.634	25.396	29.671	20.391	210.1
8	1'50.657	33.644	26.000	30.616	20.397	212.1
9	1'47.692	32.345	25.267	29.521	20.559	208.8
10	1'55.738 P	32.258	25.115	29.624	28.741	208.4
11	7'31.380	32.520	25.975	29.838	20.849	
12	1'50.887	32.226	25.174	32.647	20.840	209.3
13	1'47.189	32.177	25.154	29.473	20.385	207.6
14	1'52.635	35.187	27.182	29.812	20.454	208.0
15	1'46.947	32.216	25.050	29.299	20.382	207.6
16	1'52.359 *	32.256 *	25.721	32.781 *	21.601 *	208.4

10th **97** **Marco MORELLI** CFMOTO Gaviota Aspar ARG
Runs=3 Total laps=17 Full laps=12 Valid laps=9

1	2'06.558 *	33.791	26.290	31.550 *	20.919	
2	1'49.708	33.019	25.862	30.161	20.666	209.3
3	1'48.837	33.079	25.332	29.739	20.687	208.4
4	1'48.448	32.729	25.229	29.905	20.585	207.2
5	1'48.265	32.608	25.331	29.828	20.498	208.8
6	2'10.121 P	41.505	28.894	30.577 *	29.145	208.0
7	4'15.727	32.662	26.594	29.750	20.480	
8	1'47.603	32.550	25.013	29.612	20.428	208.0
9	1'47.406 *	32.455	25.092	29.770 *	20.089 *	207.6
10	1'47.851	32.698	25.027	29.564	20.562	203.0
11	1'47.264	32.334	24.996	29.458	20.476	207.6
12	1'57.995 P	34.349	25.932	29.710	28.004	206.8
13	3'17.022	31.443	25.411	29.647	20.426	
14	1'46.987	32.232	25.011	29.320	20.424	207.2
15	1'47.001 *	32.724	25.423	28.392 *	20.462 *	207.2
16	1'46.631 *	32.462 *	25.235	28.491 *	20.443 *	208.4
17	1'47.575	32.403	25.142	29.575	20.455	208.8

11th **73** **Valentin PERRONE** Red Bull KTM Tech3 ARG
Runs=2 Total laps=17 Full laps=14 Valid laps=10

1	2'06.832	31.415	25.765	31.485	20.919	
2	1'48.495	32.814	25.447	29.692	20.542	209.7
3	1'52.519	36.490	25.472	29.734	20.823	207.6

Fastest Lap: Maximo QUILES SPA CFMOTO Gaviota Aspar Team **1'46.296** 32.029 24.761 29.269 20.237

These data/results cannot be reproduced, stored and/or transmitted in whole or in part by any manner of electronic, mechanical, photocopying, recording, broadcasting or otherwise now known or herein after developed without the previous express consent by the copyright owner, except for reproduction in daily press and regular printed publications on sale to the public within 60 days of the event related to those data/results and always provided that copyright symbol appears together as follows below.

© MotoGP Sports Entertainment Group, 2026

Official MotoGP Timing by **TISSOT**

www.motogp.com

Balatonfokajár, Friday, June 5, 2026

Page 2 of 5

Practice

Moto3™

Lap	Lap Time	T1	T2	T3	T4	Speed
4	1'47.623	32.590	25.234	29.492	20.307	209.7
5	1'47.572	32.367	25.333	29.508	20.364	212.5
6	1'50.588 *	32.604	27.776	29.809 *	20.399	208.0
7	1'54.013 *	36.306	25.587	31.435 *	20.685 *	208.4
8	1'47.674	32.489	25.274	29.508	20.403	208.4
9	1'47.644	32.564	25.151	29.543	20.386	208.8
10	1'58.106 P	34.548	25.530	29.848 *	28.180	207.6
11	7'13.173 *	31.659	25.180	28.615 *	20.405 *	
12	1'47.044 *	32.524 *	25.134	29.411	19.975 *	208.0
13	1'47.004	32.313	24.980	29.304	20.407	207.2
14	1'45.078 *	32.404	24.864	28.170 *	19.640 *	208.4
15	1'47.927	32.521	25.034	29.700	20.672	206.5
16	1'48.344	32.525	25.204	29.610	21.005	206.1
17	1'47.242	32.278	25.172	29.316	20.476	207.2

12th 18		Matteo BERTELLE		LEVEL UP - MTA		ITA
Runs=2	Total laps=16	Full laps=13	Valid laps=11			
1	2'07.521 *	31.765	25.957	30.083 *	21.189	
2	1'49.883 *	33.484 *	25.480	30.103 *	20.816	209.3
3	1'48.540	32.897	25.271	29.661	20.711	208.4
4	1'47.824	32.711	25.103	29.608	20.402	209.3
5	1'48.684	32.659	25.471	29.984	20.570	212.1
6	1'53.171	34.114	25.451	32.468	21.138	210.1
7	1'48.413	32.764	25.224	29.969	20.456	212.1
8	1'47.635	32.504	25.121	29.659	20.351	212.1
9	1'52.168 *	33.348	25.590	31.847 *	21.383	210.9
10	1'58.493 P	32.491	25.553	30.873	29.576	212.1
11	7'14.062 *	31.498	25.410	28.592 *	20.592	
12	1'50.004	34.685	25.328	29.452	20.539	210.9
13	1'47.009	32.252	24.949	29.385	20.423	210.1
14	1'50.765	32.384	26.923	30.744	20.714	209.3
15	1'48.385	32.385	25.216	30.283	20.501	208.4
16	1'47.444	32.436	25.150	29.441	20.417	208.4

13th 83		Alvaro CARPE		Red Bull KTM Ajo		SPA
Runs=2	Total laps=17	Full laps=14	Valid laps=7			
1	2'10.909 *	30.763	25.826	28.672 *	20.541	
2	1'48.227	32.714	25.427	29.638	20.448	206.8
3	1'47.581	32.341	25.254	29.565	20.421	210.5
4	1'51.614 *	32.432	25.142	33.469 *	20.571 *	211.7
5	1'47.121	32.208	25.246	29.395	20.272	211.3
6	1'47.087 *	32.195	25.102	29.402	20.388 *	210.1
7	1'59.551 *	40.609	28.302	29.945 *	20.695	207.2
8	1'46.817 *	32.500	25.166	28.750 *	20.401 *	207.6
9	1'47.739	32.373	25.366	29.469	20.531	210.9
10	3'58.674 P	32.437	24.901	2'31.885 *	29.451	208.8
11	5'06.516 *	31.334	25.229	28.158 *	20.429 *	
12	1'46.316 *	32.185 *	24.791	28.761 *	20.579 *	208.4
13	1'47.526 *	32.296	25.222	29.585	20.423 *	207.6
14	1'47.137	32.345	25.052	29.315	20.425	207.6
15	1'49.408 *	32.203	24.994	30.984 *	21.227 *	206.1
16	1'47.022	32.338	25.116	29.206	20.362	208.0
17	1'47.197	32.230	24.916	29.568	20.483	207.2

Lap	Lap Time	T1	T2	T3	T4	Speed
14th 21	Ruche MOODLEY	CODE Motorsports	RSA			
Runs=2	Total laps=16	Full laps=13	Valid laps=8			
1	2'11.708	31.530	26.572	30.322	20.620	
2	1'48.617 *	32.933	25.709	29.266 *	20.709	210.5
3	1'50.454 *	32.592 *	25.745	31.362 *	20.755	210.1
4	1'49.347	33.491	25.683	29.677	20.496	209.7
5	1'48.885	32.541	25.586	30.107	20.651	210.1
6	1'48.961	32.942	25.444	29.848	20.727	212.1
7	1'48.142	32.399	25.568	29.720	20.455	209.7
8	1'49.564 *	34.398	25.451	29.203 *	20.512	210.5
9	1'47.638	32.352	25.298	29.490	20.498	210.1
10	1'58.227 P	32.636	25.643	30.945	29.003	210.1
11	7'35.048 *	33.503	28.822	29.326 *	24.768	
12	1'47.223	32.375	25.200	29.265	20.383	212.1
13	1'47.148	32.343	25.142	29.319	20.344	208.8
14	1'52.689 *	34.517	27.053	29.322 *	21.797	208.0
15	1'47.261	32.247	25.242	29.406	20.366	209.3
16	1'52.462 *	32.519 *	25.501	33.815 *	20.627	210.1

15th 54		Jesus RIOS		Rivacold Snipers Team		SPA
Runs=2	Total laps=15	Full laps=12	Valid laps=8			
1	2'18.424 *	31.854	26.239	30.172 *	20.996	
2	1'48.968	33.139	25.411	29.923	20.495	208.4
3	1'48.574	32.619	25.272	29.804	20.879	206.8
4	1'47.472 *	32.731 *	25.211	28.981 *	20.549	207.2
5	1'47.611 *	32.412	25.303	29.168 *	20.728	209.7
6	1'48.134	32.614	25.357	29.501	20.662	208.0
7	1'47.927	32.484	25.259	29.629	20.555	208.0
8	1'51.141	34.788	25.692	29.979	20.682	206.8
9	1'58.548 P	32.541 *	25.699	30.522 *	29.786	206.1
10	9'04.089 *	30.835	25.755	28.909 *	20.660	
11	1'47.579 *	32.177	25.097	29.331 *	20.974	209.3
12	1'47.300	32.423	25.026	29.391	20.460	206.8
13	1'47.219	32.160	25.199	29.417	20.443	207.2
14	1'57.425 *	32.175	26.239	34.841 *	24.170	206.1
15	1'47.306	32.230	25.234	29.432	20.410	208.0

16th 78		Joel ESTEBAN		LEVEL UP - MTA		SPA
Runs=2	Total laps=16	Full laps=12	Valid laps=6			
1	2'04.895 *	31.735	25.694	32.629 *	20.667	
2	1'49.672	33.311	25.601	29.890	20.870	210.1
3	1'48.728	32.949	25.283	29.945	20.551	209.7
4	1'47.941	32.629	25.243	29.639	20.430	208.4
5	1'56.865 *	35.522	25.301	34.867 *	21.175	210.1
6	1'48.071	32.604	25.253	29.744	20.470	211.3
7	1'47.730	32.430	25.149	29.620	20.531	212.5
8	1'52.333 *	35.261 *	25.418	31.122 *	20.532	210.5
9	1'47.225	32.366	25.034	29.361	20.464	210.5
10	1'58.286 P	33.885	25.465	30.367 *	28.569	211.3
11	7'20.378 *	31.623	26.056	31.918 *	20.872 *	
12	1'47.261 *	32.594	25.007 *	29.270 *	20.390	209.3
13	1'48.308 *	32.334 *	24.930	30.530 *	20.514	210.5
14	1'49.881 *	35.792	25.128 *	28.449 *	20.512	209.3
15	1'53.207 *	32.355	25.097 *	31.297 *	24.458 *	209.3

Fastest Lap: Maximo QUILES SPA CFMOTO Gaviota Aspar Team **1'46.296** 32.029 24.761 29.269 20.237

These data/results cannot be reproduced, stored and/or transmitted in whole or in part by any manner of electronic, mechanical, photocopying, recording, broadcasting or otherwise now known or herein after developed without the previous express consent by the copyright owner, except for reproduction in daily press and regular printed publications on sale to the public within 60 days of the event related to those data/results and always provided that copyright symbol appears together as follows below.

© MotoGP Sports Entertainment Group, 2026

Official MotoGP Timing by TISSOT

www.motogp.com

Balatonfokajár, Friday, June 5, 2026

Page 3 of 5

Practice

Moto3™

Lap	Lap Time	T1	T2	T3	T4	Speed
16	1'59.612 P	32.463	25.114	31.782 *	30.253	211.7
17th	13	Hakim DANISH		AEON Credit - MT Helm MAL		
		Runs=2	Total laps=16	Full laps=13	Valid laps=10	
1	2'07.717 *	30.494	25.533	30.458 *	20.916	
2	1'48.632	32.669	25.538	29.844	20.581	212.5
3	1'52.202 *	32.628	25.235	33.644	20.695 *	209.7
4	1'47.823	32.645	25.323	29.479	20.376	209.7
5	1'48.616 *	32.983	25.781	29.315 *	20.537	213.0
6	1'48.396	32.535	25.442	29.900	20.519	208.4
7	1'59.091	32.803	32.735	32.867	20.686	207.2
8	1'48.049	32.788	25.114	29.674	20.473	210.1
9	2'00.162 P	32.724 *	25.496	29.559 *	32.383	208.0
10	8'52.361 *	30.892	25.447	28.581 *	20.645 *	
11	1'47.570	32.505	25.189	29.420	20.456	208.4
12	1'47.351	32.301	25.109	29.500	20.441	207.6
13	1'50.039 *	33.316	25.935 *	29.718 *	21.070	206.5
14	1'47.708	32.415	25.327	29.516	20.450	208.0
15	1'47.425	32.353	25.103	29.528	20.441	207.6
16	1'48.016	32.309	25.073	30.099	20.535	206.1

18th	51	Brian URIARTE		Red Bull KTM Ajo		SPA
		Runs=2	Total laps=16	Full laps=13	Valid laps=8	
1	2'03.134 *	31.351	25.857	31.093 *	20.810	
2	1'49.396 *	33.357	25.433	29.965 *	20.641 *	206.8
3	1'48.133	32.611	25.101	29.811	20.610	207.2
4	1'48.767 *	32.678	25.318	29.747	21.024 *	206.5
5	1'48.099	32.640	25.280	29.720	20.459	208.4
6	1'48.088	32.504	25.279	29.642	20.663	207.6
7	1'47.850	32.535	25.230	29.613	20.472	207.6
8	1'47.555	32.395	25.130	29.553	20.477	207.6
9	1'48.009	32.632	25.344	29.493	20.540	206.5
10	1'56.537 P	32.602	25.379	30.297	28.259	206.5
11	7'32.206 *	30.828	25.703	28.668 *	20.565	
12	1'47.809 *	32.400 *	25.219	29.614	20.576	211.3
13	1'47.387	32.260	25.244	29.387	20.496	207.2
14	1'51.546 *	32.363	25.017	30.930 *	23.236 *	206.8
15	1'55.460 *	32.310	25.170	34.053 *	23.927 *	208.0
16	1'47.512	32.451	25.296	29.305	20.460	208.8

19th	14	Cormac BUCHANAN		CODE Motorsports		NZE
		Runs=2	Total laps=14	Full laps=11	Valid laps=8	
1	2'10.243 *	32.644	26.407	31.281 *	21.640	
2	1'49.760 *	33.096	25.684	30.171 *	20.809	207.2
3	1'48.923	32.722	25.529	29.820	20.852	208.0
4	1'48.239	32.744	25.410	29.671	20.414	210.5
5	1'48.866 *	32.454	25.638	29.865 *	20.909 *	211.3
6	1'48.129	32.467	25.193	29.869	20.600	209.3
7	1'48.374	32.707	25.364	29.667	20.636	210.1
8	1'48.063 *	32.485	25.284	29.543	20.751 *	208.4
9	1'47.858	32.477	25.408	29.378	20.595	203.7
10	1'59.783 P	33.982	26.577	29.939 *	29.285	206.1
11	8'04.843 *	31.860	26.064 *	32.230 *	20.828 *	
12	1'47.463	32.431	25.122	29.346	20.564	207.2
13	1'47.702	32.499	25.162	29.411	20.630	206.8

Lap	Lap Time	T1	T2	T3	T4	Speed
14	1'47.480	32.316	25.111	29.514	20.539	207.2
	unfinished	55.236				205.7
20th	8	Eddie O'SHEA		GRYD Racing		GBR
		Runs=2	Total laps=15	Full laps=12	Valid laps=3	
1	2'07.654 *	32.004	25.929	32.909 *	21.906	
2	1'49.309	32.963	25.432	30.111	20.803	213.8
3	1'48.340	32.629	25.302	29.733	20.676	209.7
4	1'49.910 *	34.169	25.197	29.970	20.574 *	210.9
5	1'48.339 *	32.437	25.219	30.143 *	20.540 *	212.5
6	1'50.422 *	32.404	25.195	32.253 *	20.570	211.7
7	1'50.607 *	32.392	25.511	32.067 *	20.637 *	212.1
8	1'47.565 *	32.211	25.078 *	29.636	20.640	212.1
9	1'58.177 P	32.436	25.206	31.151	29.384	210.5
10	9'25.948 *	33.728	28.570	29.429 *	24.701 *	
11	1'47.096 *	32.343	25.134	29.145 *	20.474	211.3
12	1'50.459 *	32.318	25.121	30.802	22.218 *	208.4
13	1'47.502	32.219	25.057	29.672	20.554	209.3
14	1'46.498 *	32.374	25.258	28.448 *	20.418 *	208.0
15	1'51.178 *	32.422	25.391	29.628	23.737 *	210.9

21st	19	Scott OGDEN		CIP Green Power		GBR
		Runs=2	Total laps=14	Full laps=11	Valid laps=5	
1	2'12.534	31.454	26.477	30.478	20.842	
2	1'48.404 *	33.039	25.500	28.984 *	20.881 *	206.5
3	1'50.617 *	33.118	25.537	30.827 *	21.135	204.1
4	1'50.003	33.502	25.942	29.964	20.595	208.4
5	1'48.879	32.600	25.489	29.995	20.795	208.8
6	1'51.132 *	33.085	25.341	31.624 *	21.082 *	207.6
7	1'51.360 *	32.829	25.441	32.339 *	20.751	207.6
8	1'48.518	32.596	25.404	29.799	20.719	207.6
9	1'58.875 P	32.682	25.406	30.708 *	30.079	208.0
10	10'41.856 *	34.325	26.606	29.654 *	20.501	
11	1'46.833 *	32.519	25.089 *	28.675 *	20.550	206.5
12	1'48.147	32.526	25.226	29.860	20.535	208.4
13	2'04.255 *	34.850	26.099 *	37.163 *	26.143	204.1
14	1'47.762	32.487	25.240	29.542	20.493	209.3

22nd	11	Adrian CRUCES		CIP Green Power		SPA
		Runs=2	Total laps=14	Full laps=11	Valid laps=5	
1	2'12.743 *	31.157	25.665	29.499 *	20.834	
2	1'48.238 *	33.224	25.366	28.894 *	20.754 *	210.5
3	1'48.501	32.841	25.360	29.651	20.649	208.4
4	1'47.859	32.507	25.291	29.636	20.425	209.7
5	1'49.258 *	32.865	25.706	30.125	20.562 *	212.5
6	1'48.268	32.588	25.153	29.915	20.612	210.5
7	1'59.438 *	34.757 *	33.778	29.713 *	21.190 *	207.2
8	1'47.723 *	32.973	25.406	28.743 *	20.601 *	208.4
9	1'59.005 P	32.814	25.166 *	29.803 *	31.222	208.0
10	10'37.743 *	31.834	26.196	28.442 *	20.581 *	
11	1'49.963 *	33.342	25.346	30.848	20.427 *	207.2
12	1'48.154	32.674	25.218	29.696	20.566	207.6
13	2'04.244 *	34.072 *	25.585	36.888 *	27.699 *	207.2
14	1'47.808	32.526	25.169	29.593	20.520	210.5

Fastest Lap: Maximo QUILES SPA CFMOTO Gaviota Aspar Team **1'46.296** 32.029 24.761 29.269 20.237

These data/results cannot be reproduced, stored and/or transmitted in whole or in part by any manner of electronic, mechanical, photocopying, recording, broadcasting or otherwise now known or herein after developed without the previous express consent by the copyright owner, except for reproduction in daily press and regular printed publications on sale to the public within 60 days of the event related to those data/results and always provided that copyright symbol appears together as follows below.

© MotoGP Sports Entertainment Group, 2026

Official MotoGP Timing by  TISSOT

www.motogp.com

Balatonfokajár, Friday, June 5, 2026

Page 4 of 5

Practice

Moto3™

Lap	Lap Time	T1	T2	T3	T4	Speed
23rd	10	Nicola CARRARO		Rivacold Snipers Team		ITA
		Runs=2	Total laps=15	Full laps=12	Valid laps=5	
1	2'08.385 *	31.565	26.422	29.358 *	21.144	
2	1'49.341	32.910	25.876	29.732	20.823	208.0
3	1'49.607	32.890	25.789	29.863	21.065	208.0
4	1'48.736	32.890	25.463	29.741	20.642	210.5
5	1'50.731 *	33.248	25.641	30.959 *	20.883 *	208.4
6	1'52.605 *	34.135	25.477	31.543 *	21.450	210.1
7	1'49.046 *	32.625	25.610	30.093	20.718 *	208.8
8	1'50.108 *	32.756	25.481	31.134 *	20.737	207.6
9	1'58.710 P	32.677	25.562	30.419 *	30.052	207.2
10	9'03.834 *	30.972	25.808	28.836 *	20.564	
11	1'48.630 *	32.574	25.293	29.546 *	21.217	210.1
12	1'48.300 *	32.364	25.190	30.244 *	20.502	207.6
13	1'48.063	32.427	25.308	29.735	20.593	207.6
14	1'54.502 *	34.010	25.369	31.055 *	24.068	207.2
15	1'48.532	32.566	25.390	29.829	20.747	209.3

Lap	Lap Time	T1	T2	T3	T4	Speed
24th	5	Leo RAMMERSTORFER		SIC58 Squadra Corse		AUT
		Runs=2	Total laps=16	Full laps=13	Valid laps=9	
1	2'13.152 *	31.404	26.168	30.428 *	20.987	
2	1'49.160 *	33.096	25.582	29.569 *	20.913	208.0
3	1'51.090	32.941	25.531	31.767	20.851	206.1
4	1'49.525	33.202	25.682	30.077	20.564	206.5
5	1'48.317 *	32.795	25.455	29.300 *	20.767	208.8
6	1'48.757	32.852	25.567	29.709	20.629	208.8
7	1'48.641 *	32.708	25.510	29.796	20.627 *	208.4
8	1'48.932	32.679	25.440	30.267	20.546	210.1
9	1'48.449	32.661	25.349	29.771	20.668	207.2
10	1'57.841 P	34.145	25.855	29.993 *	27.848	206.8
11	7'16.631	31.284	26.061	30.241	20.802	
12	1'48.245	32.484	25.203	29.940	20.618	210.1
13	1'48.261	32.637	25.323	29.766	20.535	209.3
14	1'48.494	32.545	25.459	29.684	20.806	208.0
15	1'51.674 *	32.600	25.982	29.517 *	23.575 *	210.1
16	1'48.977	32.900	25.568	29.845	20.664	204.5

Lap	Lap Time	T1	T2	T3	T4	Speed
25th	32	Zen MITANI		Honda Team Asia		JPN
		Runs=2	Total laps=15	Full laps=12	Valid laps=4	
1	2'00.795	31.544	26.137	30.448	20.776	
2	1'50.858 *	33.372	25.715	30.903 *	20.868	205.3
3	1'50.219 *	32.805	25.919	30.014	21.481 *	203.7
4	1'49.792	33.068	25.639	30.094	20.991	204.5
5	1'49.558	32.916	25.632	30.146	20.864	206.8
6	1'55.563 *	33.630	26.093	33.781 *	22.059	204.9
7	1'48.823	32.810	25.533	29.826	20.654	207.6
8	1'49.288 *	32.702	25.376	30.160	21.050 *	207.2
9	2'00.786 P	34.266	25.684	30.220	30.616	204.1
10	9'01.926 *	32.132	25.739	29.087 *	20.893	
11	1'48.437	32.640	25.494	29.619	20.684	206.8
12	1'49.134 *	32.515	25.481	29.529	21.609 *	206.5
13	1'52.690 *	32.550	25.703	29.707	24.730 *	206.5
14	1'51.645 *	34.546	26.141	29.124 *	21.834	200.0
15	1'50.415 *	32.996	25.695	30.958	20.766 *	205.7

Lap	Lap Time	T1	T2	T3	T4	Speed
26th	6	Ryusei YAMANAKA		AEON Credit - MT Helm		JPN
		Runs=2	Total laps=15	Full laps=12	Valid laps=5	
1	2'04.633 *	31.578	25.946	30.333 *	20.858	
2	1'53.655 *	33.310	29.813	29.778 *	20.754	208.8
3	1'48.944	32.707	25.596	29.923	20.718	210.9
4	1'49.022 *	32.615	25.470	30.374 *	20.563	211.3
5	1'50.059	32.802	25.752	30.160	21.345	213.8
6	1'49.697 *	32.556	25.220	31.085 *	20.836 *	211.7
7	1'58.594 *	39.174	25.679	31.523 *	22.218	210.1
8	1'48.766	32.801	25.411	29.840	20.714	210.1
9	2'01.125 P	33.248	25.416	33.614 *	28.847	209.3
10	8'50.865 *	30.913	25.682	29.192 *	21.833 *	
11	1'52.679 *	34.342	25.892	31.154 *	21.291 *	207.6
12	1'48.478 *	33.028	25.327	29.238 *	20.885	207.6
13	1'48.874	32.679	25.560	29.890	20.745	207.2
14	1'53.045 *	32.644	25.624	31.960 *	22.817	207.6
15	1'49.023	32.922	25.452	29.984	20.665	209.7

Fastest Lap: Maximo QUILES SPA CFMOTO Gaviota Aspar Team **1'46.296** 32.029 24.761 29.269 20.237

These data/results cannot be reproduced, stored and/or transmitted in whole or in part by any manner of electronic, mechanical, photocopying, recording, broadcasting or otherwise now known or herein after developed without the previous express consent by the copyright owner, except for reproduction in daily press and regular printed publications on sale to the public within 60 days of the event related to those data/results and always provided that copyright symbol appears together as follows below.

© MotoGP Sports Entertainment Group, 2026

Official MotoGP Timing by  TISSOT

www.motogp.com

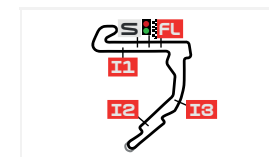
Balatonfokajár, Friday, June 5, 2026

Page 5 of 5

BEST PARTIAL TIMES

GRAND PRIX OF HUNGARY

PRACTICE



Balaton Park Circuit 4075 m.

IT Ideal Lap Time, sum of the best partial times

BT Best Lap Time

Pos	T1		T2		T3		T4		Pos	Rider	IT	BT	
	Rider	Time	Rider	Time	Rider	Time	Rider	Time					
1	R.SALMELA	32.028	M.QUILES	24.761	C.O'GORMAN	29.130	M.QUILES	20.148	1	M.QUILES	1'46.079	1'46.296	(1)
2	M.QUILES	32.029	A.CARPE	24.791	M.QUILES	29.141	D.MUÑOZ	20.224	2	A.CARPE	1'46.464	1'47.022	(13)
3	D.ALMANSA	32.084	V.PERRONE	24.864	D.MUÑOZ	29.187	A.CARPE	20.272	3	D.ALMANSA	1'46.532	1'46.689	(3)
4	V.PRATAMA	32.091	C.O'GORMAN	24.877	D.ALMANSA	29.189	V.PRATAMA	20.285	4	V.PRATAMA	1'46.536	1'46.657	(2)
5	J.KELSO	32.095	D.ALMANSA	24.898	V.PRATAMA	29.193	J.KELSO	20.305	5	D.MUÑOZ	1'46.609	1'46.773	(4)
6	A.FERNANDEZ	32.135	J.ESTEBAN	24.930	A.CARPE	29.206	V.PERRONE	20.307	6	V.PERRONE	1'46.753	1'47.004	(11)
7	J.RIOS	32.160	M.BERTELLE	24.949	R.MOODLEY	29.265	R.MOODLEY	20.344	7	R.SALMELA	1'46.832	1'46.935	(8)
8	G.PINI	32.177	V.PRATAMA	24.967	A.FERNANDEZ	29.295	M.BERTELLE	20.351	7	J.KELSO	1'46.832	1'46.832	(5)
9	A.CARPE	32.195	J.KELSO	24.986	G.PINI	29.299	D.ALMANSA	20.361	9	C.O'GORMAN	1'46.861	1'46.893	(6)
10	D.MUÑOZ	32.200	R.SALMELA	24.987	V.PERRONE	29.304	H.DANISH	20.376	10	G.PINI	1'46.905	1'46.947	(9)
11	E.O'SHEA	32.211	M.MORELLI	24.996	B.URIARTE	29.305	G.PINI	20.379	11	A.FERNANDEZ	1'46.915	1'46.915	(7)
12	M.MORELLI	32.232	D.MUÑOZ	24.998	M.MORELLI	29.320	C.O'GORMAN	20.386	12	M.BERTELLE	1'46.937	1'47.009	(12)
13	R.MOODLEY	32.247	B.URIARTE	25.017	C.BUCHANAN	29.346	J.ESTEBAN	20.390	13	M.MORELLI	1'46.972	1'46.987	(10)
14	M.BERTELLE	32.252	J.RIOS	25.026	J.ESTEBAN	29.361	R.SALMELA	20.397	14	J.RIOS	1'46.987	1'47.219	(15)
15	B.URIARTE	32.260	A.FERNANDEZ	25.043	M.BERTELLE	29.385	J.RIOS	20.410	15	R.MOODLEY	1'46.998	1'47.148	(14)
16	V.PERRONE	32.278	G.PINI	25.050	J.RIOS	29.391	C.BUCHANAN	20.414	16	J.ESTEBAN	1'47.036	1'47.225	(16)
17	H.DANISH	32.301	E.O'SHEA	25.057	H.DANISH	29.420	M.MORELLI	20.424	17	B.URIARTE	1'47.041	1'47.387	(18)
18	C.BUCHANAN	32.316	H.DANISH	25.073	R.SALMELA	29.420	A.CRUCES	20.425	18	H.DANISH	1'47.170	1'47.351	(17)
19	J.ESTEBAN	32.355	C.BUCHANAN	25.111	J.KELSO	29.446	A.FERNANDEZ	20.442	19	C.BUCHANAN	1'47.187	1'47.463	(19)
20	N.CARRARO	32.364	R.MOODLEY	25.142	Z.MITANI	29.529	B.URIARTE	20.459	20	E.O'SHEA	1'47.370	1'47.502	(20)
21	C.O'GORMAN	32.468	A.CRUCES	25.153	S.OGDEN	29.542	E.O'SHEA	20.474	21	A.CRUCES	1'47.678	1'47.808	(22)
22	L.RAMMERSTOR	32.484	N.CARRARO	25.190	A.CRUCES	29.593	S.OGDEN	20.493	22	S.OGDEN	1'47.748	1'47.762	(21)
23	S.OGDEN	32.487	L.RAMMERSTOR	25.203	E.O'SHEA	29.628	N.CARRARO	20.502	23	N.CARRARO	1'47.788	1'48.063	(23)
24	A.CRUCES	32.507	R.YAMANAKA	25.220	L.RAMMERSTOR	29.684	L.RAMMERSTOR	20.535	24	L.RAMMERSTORFER	1'47.906	1'48.245	(24)
25	Z.MITANI	32.515	S.OGDEN	25.226	N.CARRARO	29.732	R.YAMANAKA	20.563	25	Z.MITANI	1'48.074	1'48.437	(25)

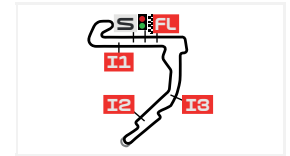
These data/results cannot be reproduced, stored and/or transmitted in whole or in part by any manner of electronic, mechanical, photocopying, recording, broadcasting or otherwise now known or herein after developed without the previous express consent by the copyright owner, except for reproduction in daily press and regular printed publications on sale to the public within 60 days of the event related to those data/results and always provided that copyright symbol appears together as follows below.

© MotoGP Sports Entertainment Group, 2026

BEST PARTIAL TIMES

GRAND PRIX OF HUNGARY

PRACTICE



Balaton Park Circuit 4075 m.

IT Ideal Lap Time, sum of the best partial times

BT Best Lap Time

Pos	T1		T2		T3		T4		Pos	Rider	IT	BT
	Rider	Time	Rider	Time	Rider	Time	Rider	Time				
26	R.YAMANAKA	32.556	Z.MITANI	25.376	R.YAMANAKA	29.840	Z.MITANI	20.654	26	R.YAMANAKA	1'48.179	1'48.766 (26)

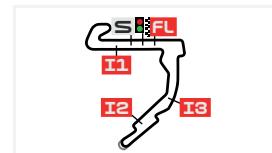
These data/results cannot be reproduced, stored and/or transmitted in whole or in part by any manner of electronic, mechanical, photocopying, recording, broadcasting or otherwise now known or herein after developed without the previous express consent by the copyright owner, except for reproduction in daily press and regular printed publications on sale to the public within 60 days of the event related to those data/results and always provided that copyright symbol appears together as follows below.

© MotoGP Sports Entertainment Group, 2026

FASTEST LAPS SEQUENCE

GRAND PRIX OF HUNGARY

PRACTICE



Balaton Park Circuit 4075 m.

Practice Time	#	Rider	Nation	Motorcycle	Time	Km/h	Rider's Lap
3'40.344	28	Maximo QUILES	SPA	KTM	1'48.153	135.6	2
5'27.644	28	Maximo QUILES	SPA	KTM	1'47.300	136.7	3
7'41.302	64	David MUÑOZ	SPA	KTM	1'46.773	137.3	4
10'48.650	28	Maximo QUILES	SPA	KTM	1'46.638	137.5	6
19'42.936	28	Maximo QUILES	SPA	KTM	1'46.296	138.0	11

These data/results cannot be reproduced, stored and/or transmitted in whole or in part by any manner of electronic, mechanical, photocopying, recording, broadcasting or otherwise now known or herein after developed without the previous express consent by the copyright owner, except for reproduction in daily press and regular printed publications on sale to the public within 60 days of the event related to those data/results and always provided that copyright symbol appears together as follows below.

© MotoGP Sports Entertainment Group, 2026

Official MotoGP Timing by www.motogp.com

Balatonfokajár, Friday, June 5, 2026