



TT Circuit Assen

4542 m.

CLASSIFICATION

TISSOT GRAND PRIX OF THE NETHERLANDS PRACTICE

#	Rider	Nation	Team	Motorcycle	Time	Lap Total	Gap	T. Speed
1	80 David ALONSO	COL	CFMOTO Azul Marino Aspar Team	KALEX	1'36.154	17 19		254.7
2	18 Manuel GONZALEZ	SPA	LIQUI MOLY Dynavolt Intact GP	KALEX	1'36.163	16 19	0.009 0.009	252.9
3	14 Tony ARBOLINO	ITA	REDS Fantic Racing	KALEX	1'36.218	16 20	0.064 0.055	254.1
4	81 Senna AGIUS	AUS	LIQUI MOLY Dynavolt Intact GP	KALEX	1'36.271	17 20	0.117 0.053	253.5
5	96 Daniel HOLGADO	SPA	CFMOTO Azul Marino Aspar Team	KALEX	1'36.318	18 22	0.164 0.047	252.3
6	11 Alex ESCRIG	SPA	KLINT Racing Team	FORWARD	1'36.319	17 19	0.165 0.001	251.1
7	72 Taiyo FURUSATO	JPN	Idemitsu Honda Team Asia	KALEX	1'36.333	12 20	0.179 0.014	254.7
8	4 Ivan ORTOLA	SPA	QJMOTOR - Xeramic - MSI	KALEX	1'36.381	14 14	0.227 0.048	252.9
9	12 Filip SALAC	CZE	OnlyFans American Racing Team	KALEX	1'36.405	13 16	0.251 0.024	251.7
10	99 Adrian HUERTAS	SPA	Italtrans Racing Team	KALEX	1'36.410	14 18	0.256 0.005	253.5
11	95 Collin VEIJER	NED	Red Bull KTM Ajo	KALEX	1'36.455	15 18	0.301 0.045	254.7
12	28 Izan GUEVARA	SPA	BLU CRU Pramac Yamaha Moto2	BOSCOSCURO	1'36.464	4 16	0.310 0.009	254.7
13	44 Aron CANET	SPA	ELF Marc VDS Racing Team	BOSCOSCURO	1'36.473	13 17	0.319 0.009	252.9
14	16 Joe ROBERTS	USA	OnlyFans American Racing Team	KALEX	1'36.546	13 18	0.392 0.073	251.1
15	84 Zonta VD GOORBERGH	NED	Momoven Idrofoglia RW Racing Team	KALEX	1'36.613	3 18	0.459 0.067	248.8
16	53 Deniz ÖNCÜ	TUR	ELF Marc VDS Racing Team	BOSCOSCURO	1'36.668	16 17	0.514 0.055	254.1
17	54 Alberto FERRANDEZ	SPA	BLU CRU Pramac Yamaha Moto2	BOSCOSCURO	1'36.678	12 14	0.524 0.010	253.5
18	17 Daniel MUÑOZ	SPA	Italtrans Racing Team	KALEX	1'36.688	4 22	0.534 0.010	252.3
19	3 Sergio GARCIA	SPA	ITALJET Gresini Moto2	KALEX	1'36.864	15 18	0.710 0.176	251.1
20	98 Jose Antonio RUEDA	SPA	Red Bull KTM Ajo	KALEX	1'36.990	15 19	0.836 0.126	252.9
21	36 Angel PIQUERAS	SPA	QJMOTOR - Xeramic - MSI	KALEX	1'37.078	14 21	0.924 0.088	252.3
22	71 Ayumu SASAKI	JPN	Momoven Idrofoglia RW Racing Team	KALEX	1'37.152	6 7	0.998 0.074	252.3
23	85 Xabi ZURUTUZA	SPA	KLINT Racing Team	FORWARD	1'37.201	20 20	1.047 0.049	252.9
24	32 Luca LUNETTA	ITA	HDR SpeedRS Team	BOSCOSCURO	1'37.288	4 5	1.134 0.087	252.9
25	22 Jacob ROULSTONE	AUS	Idemitsu Honda Team Asia	KALEX	1'37.304	15 21	1.150 0.016	251.1
26	40 Milan PAWELEC	POL	ITALJET Gresini Moto2	KALEX	1'37.412	3 19	1.258 0.108	251.1
27	9 Jorge NAVARRO	SPA	REDS Fantic Racing	KALEX	1'37.452	3 20	1.298 0.040	249.4

Not classified

13 Celestino VIETTI ITA HDR SpeedRS Team BOSCOSCURO

Practice condition: Dry

Air: 34°

Humidity: 48%

Ground: 49°

Fastest Lap:	Lap: 17	David ALONSO	1'36.154	170 Km/h
Best Race Lap:	2025	Dioqo MOREIRA	1'35.580	171.0 Km/h
All-Time Lap Record:	2025	Dioqo MOREIRA	1'34.777	172.5 Km/h

The results are provisional until the end of the limit for protest and appeals.

Time limit for protest expires 60' after publication of the results - Time: **15:03**

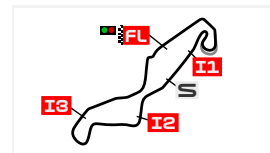
These data/results cannot be reproduced, stored and/or transmitted in whole or in part by any manner of electronic, mechanical, photocopying, recording, broadcasting or otherwise now known or herein after developed without the previous express consent by the copyright owner, except for reproduction in daily press and regular printed publications on sale to the public within 60 days of the event related to those data/results and always provided that copyright symbol appears together as follows below.

© MotoGP Sports Entertainment Group, 2026

Official MotoGP Timing by

www.motogp.com

Assen, Friday, June 26, 2026



TT Circuit Assen

4542 m.

TOP SPEED & AVERAGE

TISSOT GRAND PRIX OF THE NETHERLANDS PRACTICE

#	Rider	Nation	Motorcycle	Top 5 speeds					Average	Top
28	Izan GUEVARA	SPA	BOSCOSCURO	254.7	254.1	253.5	252.9	252.9	253.6	254.7
72	Taiyo FURUSATO	JPN	KALEX	254.7	254.1	254.1	254.1	252.3	253.1	254.7
80	David ALONSO	COL	KALEX	254.7	254.1	253.5	252.3	252.3	253.1	254.7
95	Collin VEIJER	NED	KALEX	254.7	254.1	254.1	254.1	253.5	254.1	254.7
14	Tony ARBOLINO	ITA	KALEX	254.1	252.9	252.3	251.7	251.1	252.0	254.1
53	Deniz ÖNCÜ	TUR	BOSCOSCURO	254.1	253.5	252.9	252.9	252.9	253.2	254.1
54	Alberto FERRANDEZ	SPA	BOSCOSCURO	253.5	253.5	252.3	252.3	251.7	252.5	253.5
81	Senna AGIUS	AUS	KALEX	253.5	251.7	251.7	251.7	251.7	252.1	253.5
99	Adrian HUERTAS	SPA	KALEX	253.5	252.9	251.7	251.7	251.1	252.0	253.5
4	Ivan ORTOLA	SPA	KALEX	252.9	252.3	251.7	251.1	251.1	251.7	252.9
18	Manuel GONZALEZ	SPA	KALEX	252.9	252.3	252.3	252.3	252.3	252.4	252.9
32	Luca LUNETTA	ITA	BOSCOSCURO	252.9	252.9	252.3	251.7	250.5	252.1	252.9
44	Aron CANET	SPA	BOSCOSCURO	252.9	251.7	251.7	251.7	251.7	251.9	252.9
85	Xabi ZURUTUZA	SPA	FORWARD	252.9	252.9	252.3	251.7	251.1	252.0	252.9
98	Jose Antonio RUEDA	SPA	KALEX	252.9	252.9	252.3	251.7	251.1	251.9	252.9
17	Daniel MUÑOZ	SPA	KALEX	252.3	251.1	250.5	250.0	250.0	250.5	252.3
36	Angel PIQUERAS	SPA	KALEX	252.3	251.7	251.1	251.1	251.1	251.5	252.3
71	Ayumu SASAKI	JPN	KALEX	252.3	251.7	250.0	247.7	246.5	249.6	252.3
96	Daniel HOLGADO	SPA	KALEX	252.3	251.7	251.7	251.7	250.5	251.3	252.3
12	Filip SALAC	CZE	KALEX	251.7	250.5	250.0	248.2	247.7	249.3	251.7
3	Sergio GARCIA	SPA	KALEX	251.1	251.1	250.5	250.5	250.5	250.7	251.1
11	Alex ESCRIG	SPA	FORWARD	251.1	251.1	250.5	250.0	250.0	250.3	251.1
16	Joe ROBERTS	USA	KALEX	251.1	250.0	250.0	250.0	250.0	250.2	251.1
22	Jacob ROULSTONE	AUS	KALEX	251.1	251.1	251.1	251.1	250.5	251.0	251.1
40	Milan PAWELEC	POL	KALEX	251.1	249.4	248.8	248.8	248.8	249.3	251.1
9	Jorge NAVARRO	SPA	KALEX	249.4	249.4	248.8	248.8	248.2	248.6	249.4
84	Zonta VD GOORBERGH	NED	KALEX	248.8	248.8	248.2	248.2	248.2	248.4	248.8
13	Celestino VIETTI	ITA	BOSCOSCURO	248.2					248.2	248.2

These data/results cannot be reproduced, stored and/or transmitted in whole or in part by any manner of electronic, mechanical, photocopying, recording, broadcasting or otherwise now known or herein after developed without the previous express consent by the copyright owner, except for reproduction in daily press and regular printed publications on sale to the public within 60 days of the event related to those data/results and always provided that copyright symbol appears together as follows below.

© MotoGP Sports Entertainment Group, 2026

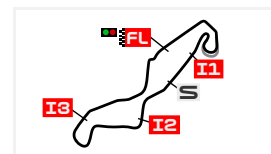
Official MotoGP Timing by www.motogp.com

Assen, Friday, June 26, 2026

CHRONOLOGICAL ANALYSIS OF PERFORMANCES

TISSOT GRAND PRIX OF THE NETHERLANDS

PRACTICE



TT Circuit Assen

4542 m.

* Lap / Sector time cancelled
P Crossing the finish line in pit lane

T1 Time from finish line to 1st intermediate
T2 Time from 1st intermed. to 2nd intermed.

T3 Time from 2nd intermed. to 3rd intermed.
T4 Time from 3rd intermediate to finish line

Lap	Lap Time	T1	T2	T3	T4	Speed	Lap	Lap Time	T1	T2	T3	T4	Speed		
1st	80	David ALONSO					CFMOTO Azul Marino A COL	3rd	14	Tony ARBOLINO					REDS Fantic Racing ITA
		Runs=3	Total laps=19	Full laps=14	Valid laps=7				Runs=3	Total laps=20	Full laps=15	Valid laps=10			
1	2'41.591	30.733	16.182	27.588	22.689	251.1	1	2'25.851	29.815	15.891	27.442	22.722	247.1		
2	1'37.111 *	31.832	15.796 *	27.073	22.410	251.7	2	1'39.480 *	31.910	15.830 *	27.748	23.992	247.7		
3	1'37.194 *	31.993 *	15.645	27.140	22.416	251.1	3	1'36.856	31.684	15.436	27.178	22.558	252.3		
4	1'37.146	31.892	15.575	27.007	22.672	252.3	4	1'36.788	31.731	15.483	27.206	22.368	250.5		
5	1'37.916 *	32.151 *	15.850	27.466	22.449	251.7	5	1'37.180 *	31.710	15.515	27.428	22.527 *	250.5		
6	1'36.992 *	31.618	15.706	27.276	22.392 *	254.1	6	1'37.233	31.816	15.567	27.320	22.530	251.1		
7	1'47.119 P	32.354 *	16.570 *	28.277 *	29.918	247.1	7	1'53.318 P	34.117 *	18.012 *	30.076 *	31.113	231.2		
8	8'00.121 P	31.391	15.908	27.481	22.473	251.7	8	7'32.629 P	29.655	15.762	27.670	23.054	248.8		
9	1'36.435	31.685	15.496	27.083	22.171	253.5	9	1'37.449 *	32.071	15.583	27.342	22.453 *	251.1		
10	1'36.826	31.669	15.665	27.170	22.322	254.7	10	1'37.205	31.978	15.480	27.434	22.313	250.0		
11	1'39.295	32.997	15.901	27.393	23.004	250.0	11	1'37.067	31.822	15.484	27.470	22.291	250.5		
12	1'37.301 *	31.986 *	15.619	27.324	22.372	250.5	12	1'43.861	32.827	16.817	31.778	22.439	217.7		
13	1'37.174	31.818	15.648	27.339	22.369	252.3	13	1'37.648 *	32.029 *	15.683	27.494	22.442	250.0		
14	1'45.942 P	31.899	15.670	27.839	30.534	252.3	14	1'48.469 P	34.798	16.118	28.293	29.260	247.1		
15	9'27.355	36.941	16.329	27.181	22.362	233.2	15	8'55.707	33.645	15.788	28.001	22.854	251.7		
16	1'36.433	31.751	15.525	27.030	22.127	251.1	16	1'36.218	31.624	15.290	27.206	22.098	252.9		
17	1'36.154	31.622	15.534	26.950	22.048	252.3	17	1'36.382	31.652	15.410	27.134	22.186	254.1		
18	1'40.314 *	32.116 *	15.689	29.852	22.657	251.7	18	1'36.450	31.626	15.371	27.176	22.277	251.1		
19	1'36.929 *	32.031 *	15.511	27.134	22.253	251.7	19	1'43.786 *	36.408 *	16.560	27.883	22.935 *	236.8		
							20	1'37.191	31.883	15.521	27.398	22.389	250.0		
2nd	18	Manuel GONZALEZ					LIQUI MOLY Dynavolt SPA	4th	81	Senna AGIUS					LIQUI MOLY Dynavolt AUS
		Runs=3	Total laps=19	Full laps=14	Valid laps=9				Runs=3	Total laps=20	Full laps=15	Valid laps=12			
1	3'01.381	34.770	16.178	28.092	22.870	244.3	1	2'20.179	31.032	16.082	27.616	23.092	244.8		
2	1'37.276 *	31.871 *	15.722 *	27.255	22.428	250.0	2	1'41.103 *	32.582	18.318	27.692	22.511 *	214.7		
3	1'36.794 *	31.874 *	15.541	27.061	22.318	251.1	3	1'36.727	31.603	15.476	27.351	22.297	251.1		
4	1'36.574	31.650	15.491	27.125	22.308	252.3	4	1'36.412	31.808	15.434	27.019	22.151	251.7		
5	1'36.628 *	31.711 *	15.458	27.130	22.329	251.1	5	1'36.783	31.629	15.406	27.238	22.510	253.5		
6	1'53.055 P	31.669	16.541 *	31.672 *	33.173	251.7	6	1'39.459	32.648	15.485	27.536	23.790	250.5		
7	8'36.647 P	31.024	15.923	27.622	22.760	249.4	7	1'49.942 P	32.304 *	16.325 *	28.821 *	32.492	249.4		
8	1'44.862	36.021	15.652	30.206	22.983	251.7	8	7'38.413 P	30.537	15.700	27.805	22.907	248.2		
9	1'36.817	31.757	15.577	27.215	22.268	252.9	9	1'37.061	32.054	15.447	27.050	22.510	250.5		
10	1'37.201	32.068	15.646	27.143	22.344	251.1	10	1'36.512	31.639	15.404	27.143	22.326	251.1		
11	1'36.924	31.831	15.487	27.339	22.267	252.3	11	1'36.685 *	31.665	15.437	27.278	22.305 *	251.7		
12	1'36.944 *	31.766 *	15.523	27.329	22.326	252.3	12	1'51.734 P	38.221	15.885	27.567	30.061	248.8		
13	1'52.601 P	36.376	16.160	28.939	31.126	247.7	13	8'28.268 *	30.724	15.736	27.868	22.296 *	247.7		
14	8'52.667 *	33.383	15.938	28.035	22.550 *	249.4	14	1'38.676	32.878	15.821	27.613	22.364	247.7		
15	1'36.380	31.691	15.484	26.983	22.222	251.1	15	1'36.375	31.625	15.402	27.099	22.249	249.4		
16	1'36.163	31.653	15.389	26.976	22.145	252.3	16	1'36.423	31.647	15.398	27.139	22.239	250.5		
17	1'49.379	31.684	15.518	32.741	29.436	251.7	17	1'36.271	31.563	15.444	27.086	22.178	251.1		
18	1'40.670 *	32.451 *	16.114	29.465	22.640 *	248.2									
19	1'36.475	31.674	15.432	27.105	22.264	251.7									

Fastest Lap: David ALONSO COL CFMOTO Azul Marino Aspar Team **1'36.154** 31.622 15.534 26.950 22.048

These data/results cannot be reproduced, stored and/or transmitted in whole or in part by any manner of electronic, mechanical, photocopying, recording, broadcasting or otherwise now known or herein after developed without the previous express consent by the copyright owner, except for reproduction in daily press and regular printed publications on sale to the public within 60 days of the event related to those data/results and always provided that copyright symbol appears together as follows below.

© MotoGP Sports Entertainment Group, 2026

Official MotoGP Timing by TISSOT

www.motogp.com

Assen, Friday, June 26, 2026

Practice

Moto2™

Lap	Lap Time	T1	T2	T3	T4	Speed
18	1'37.797	31.581	15.707	28.162	22.347	251.7
19	1'36.458 *	31.802 *	15.437	27.113	22.106	251.7
20	1'40.248	33.645	15.932	27.744	22.927	249.4

Lap	Lap Time	T1	T2	T3	T4	Speed
3	1'36.762	31.807	15.473	27.147	22.335	254.1
4	1'43.849	32.136	15.514	33.792	22.407	254.7
5	1'47.293 P	33.759	15.764	27.307	30.463	247.7

5th		96		Daniel HOLTADO		CFMOTO Azul Marino A SPA	
		Runs=3	Total laps=22	Full laps=17	Valid laps=11		
1	2'22.711	30.398	16.074	27.451	23.032	249.4	
2	1'38.225	31.837	15.851	27.882	22.655	251.7	
3	1'37.024	31.671	15.696	27.245	22.412	249.4	
4	1'36.363	31.495	15.616	26.994	22.258	250.5	
5	1'37.267 *	31.553	15.626	27.385	22.703 *	250.0	
6	1'38.579	31.759	15.776	27.132	23.912	249.4	
7	1'53.544 P	34.628 *	18.491 *	28.262 *	32.163	219.0	
8	7'11.338 P	30.355	16.716	27.631	22.794	245.4	
9	1'37.360 *	32.053	15.781	27.126	22.400 *	249.4	
10	1'37.028 *	31.820	15.740	27.139	22.329 *	249.4	
11	1'36.990	31.867	15.623	27.146	22.354	250.5	
12	1'39.845	31.738	16.643	28.467	22.997	250.5	
13	1'37.508 *	32.036 *	15.725	27.216	22.531	248.8	
14	1'47.921 P	32.023	15.706	28.869	31.323	248.8	
15	6'12.291 *	30.503	16.060	27.122	22.837 *	246.0	
16	1'36.623	31.624	15.670	27.064	22.265	250.0	
17	1'38.229 *	31.560	15.601	27.728	23.340 *	251.7	
18	1'36.318	31.677	15.523	26.960	22.158	252.3	
19	1'36.335	31.627	15.499	27.072	22.137	251.7	
20	1'46.002	38.067	15.998	27.536	24.401	246.0	
21	1'44.380 *	33.028 *	15.991	32.132	23.229 *	244.3	
22	1'36.543	31.733	15.561	27.085	22.164	250.0	

6	10'43.891	32.737	15.766	27.686	22.437	252.3	
7	1'36.933	31.990	15.564	27.128	22.251	251.7	
8	1'38.546	33.058	15.579	27.331	22.578	251.7	
9	1'39.903	32.024	15.552	27.319	25.008	251.7	
10	1'47.541 P	31.971	15.581	27.412	32.577	251.7	
11	5'02.472	30.107	15.956	27.557	22.958	252.3	
12	1'36.333	31.663	15.448	27.077	22.145	254.1	
13	1'37.229 *	31.725	15.433	27.079	22.992 *	254.1	
14	1'42.047 *	35.777 *	15.831	27.576	22.863	251.1	
15	1'37.066 *	31.737	15.494	27.299	22.536 *	252.3	
16	1'37.109	31.906	15.500	27.283	22.420	252.3	
17	1'52.440	46.087	16.206	27.588	22.559	245.4	
18	1'37.073 *	31.993	15.562	27.406	22.112 *	252.3	
19	1'37.489 *	31.985 *	15.585	27.472	22.447 *	252.3	
20	1'42.962 *	36.912 *	15.894	27.796	22.360 *	250.5	

6th		11		Alex ESCRIG		KLINT Racing Team SPA	
		Runs=3	Total laps=19	Full laps=14	Valid laps=8		
1	2'22.936	30.691	17.032	28.273	22.949	233.7	
2	1'39.628	32.214	16.145	27.767	23.502	247.7	
3	1'48.676	36.303	15.879	33.820	22.674	247.1	
4	1'37.138 *	31.983	15.636	27.148	22.371 *	250.5	
5	1'41.120 *	32.132 *	15.624	29.424	23.940	251.1	
6	1'40.166 *	31.960	15.692	29.933	22.581 *	249.4	
7	2'04.114 P	36.153 *	18.768 *	32.462 *	36.731	213.8	
8	7'38.810 P	31.886	16.828	30.617	22.715	240.5	
9	1'36.987	32.120	15.612	27.045	22.210	250.0	
10	1'36.867 *	31.758	15.541	27.127	22.441 *	250.0	
11	1'41.735	35.185	16.294	27.532	22.724	240.0	
12	1'37.973 *	32.380 *	15.752	27.334	22.507	251.1	
13	1'37.232	32.047	15.548	27.251	22.386	250.0	
14	1'47.381 P	32.008	15.552	27.277	32.544	250.0	
15	9'25.396	39.783	16.453	27.404	22.438	234.2	
16	1'36.370	31.868	15.456	26.972	22.074	250.0	
17	1'36.319	31.881	15.414	26.889	22.135	250.0	
18	1'42.972 *	35.558 *	16.843	28.186	22.385	232.2	
19	1'43.393	34.348	16.220	28.715	24.110	240.5	

8th		4		Ivan ORTOLA		QJMOTOR - Xeramic - SPA	
		Runs=3	Total laps=14	Full laps=9	Valid laps=6		
1	2'35.751	33.210	16.323	27.144	22.456	248.8	
2	1'36.573 *	31.364	15.724 *	26.991	22.494	250.5	
3	1'36.385 *	31.504 *	15.503	27.003	22.375	251.1	
4	1'36.389 *	31.603	15.530	26.974	22.282 *	250.0	
5	1'36.753	31.636	15.692	27.068	22.357	250.0	
6	1'37.085	31.756	15.781	27.116	22.432	250.0	
7	1'53.224 P	34.688 *	16.933 *	28.426 *	33.177	238.9	
8	7'04.022 P	29.869	16.711	27.937	22.999 *	251.1	
9	1'36.468	31.689	15.635	27.055	22.089	252.3	
10	1'37.426	31.715	15.714	27.116	22.881	251.1	
11	1'36.865	31.680	15.628	27.179	22.378	252.9	
12	1'46.311 P	32.117	15.744	27.568	30.882	250.5	
13	5'26.538	29.850	15.911	27.205	22.795	251.7	
14	1'36.381	31.656	15.525	26.950	22.250	249.4	
	unfinished	31.701	15.610	27.041		249.4	

7th		72		Taiyo FURUSATO		Idemitsu Honda Team JPN	
		Runs=3	Total laps=20	Full laps=15	Valid laps=9		
1	2'17.145	35.600	16.423	28.384	23.098	248.8	
2	1'45.858	33.247	22.577	27.609	22.425	114.6	

9th		12		Filip SALAC		OnlyFans American Rac CZE	
		Runs=4	Total laps=16	Full laps=9	Valid laps=5		
1	3'01.854	34.944	16.072	28.167	22.948	247.7	
2	1'53.378 *	43.881 *	17.366 *	28.547	23.584	229.7	
3	1'41.148 *	34.111 *	15.935	27.863	23.239	245.4	
4	2'00.417 *	31.984	30.658	34.338	23.437 *	74.2	
5	2'02.467 P	42.588	16.356	29.438	34.085	243.7	
6	9'20.985	29.749	15.993	27.544	22.608	247.1	
7	1'37.313	31.922	15.651	27.254	22.486	250.0	
8	2'00.102 P	43.374	16.802	28.648	31.278	235.2	
9	7'17.328	32.309	16.246	27.698	22.936	245.4	
10	1'37.717	32.039	15.666	27.197	22.815	248.2	
11	1'44.521 P	31.917	15.650	27.354	29.600	247.7	
12	5'44.770	33.537	16.409	29.729	23.224	241.0	
13	1'36.405	31.651	15.509	26.985	22.260	250.5	
14	1'43.645	32.894	16.201	28.155	26.395	245.4	
15	1'45.289 *	39.515	15.876	27.369	22.529 *	246.0	
16	1'37.433	31.816	15.628	27.321	22.668	251.7	

Fastest Lap: David ALONSO COL CFMOTO Azul Marino Aspar Team **1'36.154** 31.622 15.534 26.950 22.048

These data/results cannot be reproduced, stored and/or transmitted in whole or in part by any manner of electronic, mechanical, photocopying, recording, broadcasting or otherwise now known or herein after developed without the previous express consent by the copyright owner, except for reproduction in daily press and regular printed publications on sale to the public within 60 days of the event related to those data/results and always provided that copyright symbol appears together as follows below.

© MotoGP Sports Entertainment Group, 2026

Official MotoGP Timing by  TISSOT

www.motogp.com

Assen, Friday, June 26, 2026

Page 2 of 6

Practice

Moto2™

Lap	Lap Time	T1	T2	T3	T4	Speed
10th	99	Adrian HUERTAS		Italtrans Racing Team SPA		
		Runs=3	Total laps=18	Full laps=13	Valid laps=8	
1	3'02.249	33.869	17.991	29.685	23.179	204.1
2	1'39.307 *	33.745 *	15.925 *	27.253	22.384	245.4
3	1'36.969 *	31.736 *	15.614	27.175	22.444 *	249.4
4	1'36.806	31.695	15.564	27.192	22.355	250.5
5	1'37.158 *	31.888 *	15.630	27.242	22.398	248.8
6	1'47.497 P	31.793	15.902 *	27.623 *	32.179	250.0
7	10'16.588 P	31.474	15.706	28.500	23.640	248.2
8	1'39.162	33.531	15.753	27.454	22.424	251.7
9	1'36.897	31.801	15.576	27.253	22.267	251.1
10	1'37.287	31.898	15.612	27.363	22.414	250.5
11	1'41.423 *	32.941 *	18.329	27.665	22.488 *	179.4
12	1'48.549 P	34.519	15.742	27.771	30.517	247.7
13	8'58.016	35.440	16.275	28.648	24.094	234.7
14	1'36.410	31.644	15.485	27.074	22.207	252.9
15	1'37.533	31.856	15.580	27.860	22.237	251.7
16	1'42.950	31.897	15.587	28.832	26.634	250.0
17	1'44.815 *	36.922 *	15.824	29.479	22.590 *	251.1
18	1'36.637	31.688	15.495	27.228	22.226	253.5

Lap	Lap Time	T1	T2	T3	T4	Speed
11th	95	Collin VEIJER		Red Bull KTM Ajo NED		
		Runs=3	Total laps=18	Full laps=13	Valid laps=9	
1	2'16.918	33.192	16.498	28.347	23.134	244.8
2	1'47.589 *	33.273	22.584	28.987	22.745 *	114.8
3	1'37.769	32.090	15.600	27.376	22.703	252.9
4	1'37.229	32.108	15.529	27.170	22.422	254.1
5	1'43.394 P	31.843	15.504	27.155	28.892	253.5
6	10'57.999	35.393	17.345	27.676	22.563	216.8
7	1'36.807	31.869	15.488	27.089	22.361	254.1
8	1'36.496	31.623	15.469	27.130	22.274	254.1
9	1'37.087 *	31.806	15.603	27.241	22.437 *	254.7
10	1'37.204	31.823	15.557	27.352	22.472	252.3
11	1'46.035 P	32.338 *	15.974	28.106	29.617	250.0
12	9'31.964	30.869	15.851	28.039	22.948	248.8
13	1'37.459	31.798	15.449	27.699	22.513	251.1
14	1'37.225	32.012	15.659	27.153	22.401	
15	1'36.455	31.688	15.422	27.106	22.239	252.3
16	1'37.698 *	32.054 *	15.805	27.385	22.454	250.0
17	1'39.332 *	32.371 *	15.798	27.493	23.670 *	248.8
18	1'37.161	31.841	15.520	27.321	22.479	251.7

Lap	Lap Time	T1	T2	T3	T4	Speed
12th	28	Izan GUEVARA		BLU CRU Pramac Yama SPA		
		Runs=3	Total laps=16	Full laps=11	Valid laps=8	
1	2'31.641	30.843	16.000	27.181	22.595	249.4
2	1'36.874 *	31.697	15.622 *	27.189	22.366	251.7
3	1'36.604 *	31.619 *	15.568	27.063	22.354	253.5
4	1'36.464	31.580	15.518	27.125	22.241	254.1
5	1'44.122 P	31.633	15.481	27.154	29.854	254.7
6	11'21.847	31.966	15.768	27.487	22.578	251.1
7	1'37.324	31.917	15.702	27.325	22.380	250.5
8	1'38.229	31.867	15.693	28.157	22.512	251.7
9	1'37.109	31.785	15.602	27.211	22.511	252.9
10	1'44.841 P	31.965 *	15.687	27.391	29.798	250.5

Lap	Lap Time	T1	T2	T3	T4	Speed
11	11'25.302	30.630	15.852	27.567	22.420	251.7
12	1'36.468	31.553	15.558	27.089	22.268	251.7
13	1'36.668	31.645	15.531	27.157	22.335	251.7
14	1'36.865	31.733	15.490	27.193	22.449	252.9
15	1'46.102 *	40.424	15.824	27.317	22.537 *	250.0
16	1'37.154	31.836	15.642	27.322	22.354	252.3

Lap	Lap Time	T1	T2	T3	T4	Speed
13th	44	Aron CANET		ELF Marc VDS Racing T SPA		
		Runs=3	Total laps=17	Full laps=12	Valid laps=6	
1	3'01.797	34.878	17.000	27.839	23.077	231.2
2	1'37.129 *	31.904 *	15.626 *	27.209	22.390	250.5
3	1'36.674 *	31.854 *	15.500	27.149	22.171	251.7
4	1'36.532	31.783	15.453	27.156	22.140	252.9
5	1'37.220 *	31.946 *	15.492	27.483	22.299	251.7
6	1'49.108 P	31.665	16.360 *	28.551	32.532	251.1
7	9'09.426 P	30.721	15.684	27.385	22.522	251.1
8	1'37.122	31.897	15.693	27.384	22.148	251.7
9	1'37.412	31.924	15.501	27.637	22.350	251.7
10	1'39.693 *	31.966	15.642	27.376	24.709 *	250.0
11	2'01.065 P	39.035 *	16.957	28.815	36.258	234.2
12	11'33.991	33.432	15.913	28.092	22.991	246.5
13	1'36.473	31.698	15.445	27.201	22.129	251.1
14	1'42.116	35.311	16.670	27.602	22.533	236.3
15	1'42.975	31.784	15.583	27.309	28.299	251.1
16	1'40.600 *	32.864 *	15.857	29.226	22.653 *	249.4
17	1'43.007 *	31.873	15.525	32.233	23.376 *	250.5

Lap	Lap Time	T1	T2	T3	T4	Speed
14th	16	Joe ROBERTS		OnlyFans American Rac USA		
		Runs=4	Total laps=18	Full laps=12	Valid laps=10	
1	3'13.380 P	37.431	20.673	29.117	31.181	186.8
2	4'27.031	32.584	16.054	27.765	23.109	246.0
3	1'39.639 *	33.626 *	15.961	27.392	22.660	243.7
4	1'44.822 P	31.730	16.266 *	27.650	29.176	248.2
5	8'58.543 P	30.682	16.136	27.604	22.566	246.5
6	1'37.022	31.785	15.661	27.104	22.472	250.0
7	1'37.350	31.933	15.672	27.265	22.480	248.8
8	1'37.007	31.851	15.640	27.168	22.348	250.0
9	1'37.220	31.891	15.679	27.212	22.438	250.0
10	1'47.986 P	32.916 *	15.956	28.614	30.500	250.0
11	7'20.026 *	33.755	16.028	27.436	22.599 *	244.3
12	1'37.129	31.821	15.602	27.125	22.581	247.7
13	1'36.546	31.685	15.572	26.949	22.340	247.7
14	1'36.723	31.699	15.485	27.127	22.412	248.8
15	1'37.160	31.781	15.589	27.285	22.505	249.4
16	1'51.835	39.378	15.883	28.314	28.260	247.1
17	1'40.748 *	32.913 *	15.837	29.290	22.708 *	249.4
18	1'37.113	31.826	15.624	27.207	22.456	251.1

Lap	Lap Time	T1	T2	T3	T4	Speed
15th	84	Zonta VD GOORBERGH		Momoven Idrofoqlia R NED		
		Runs=3	Total laps=18	Full laps=13	Valid laps=7	
1	1'55.001	29.918	15.859	27.588	22.795	247.1
2	1'36.966	31.767	15.586	27.241	22.372	247.7
3	1'36.613	31.527	15.560	27.142	22.384	247.7
4	1'38.951 *	33.261 *	15.780	27.340	22.570	246.5
5	1'37.091	31.717	15.661	27.275	22.438	247.7

Fastest Lap: David ALONSO COL CFMOTO Azul Marino Aspar Team **1'36.154** 31.622 15.534 26.950 22.048

These data/results cannot be reproduced, stored and/or transmitted in whole or in part by any manner of electronic, mechanical, photocopying, recording, broadcasting or otherwise now known or herein after developed without the previous express consent by the copyright owner, except for reproduction in daily press and regular printed publications on sale to the public within 60 days of the event related to those data/results and always provided that copyright symbol appears together as follows below.

© MotoGP Sports Entertainment Group, 2026

Official MotoGP Timing by TISSOT

www.motogp.com

Assen, Friday, June 26, 2026

Page 3 of 6



Practice

Moto2™

Lap	Lap Time	T1	T2	T3	T4	Speed
6	1'40.497 *	35.077 *	15.677	27.250	22.493	247.7
7	1'56.236 P	34.730	18.520 *	30.087 *	32.899	246.5
8	8'29.838 P	30.127	15.768	27.380	22.553	248.2
9	1'36.862	31.784	15.624	27.092	22.362	248.2
10	1'37.044 *	31.865	15.595	27.234	22.350 *	248.8
11	1'38.467	31.781	16.392	27.501	22.793	248.8
12	1'39.268 *	32.304 *	15.841	28.336	22.787	247.7
13	1'37.473	31.917	15.668	27.367	22.521	247.1
14	1'53.466 P	36.816	16.423	29.030	31.197	246.0
15	11'57.152	31.139	15.877	27.482	22.488	246.5
16	1'37.251 *	31.729 *	15.860	27.235	22.427	247.1
17	1'37.963 *	31.635 *	15.808	27.772	22.748 *	247.7
18	1'36.745	31.719	15.475	27.234	22.317	248.2

16th **53** **Deniz ÖNCÜ** ELF Marc VDS Racing T TUR
Runs=3 Total laps=17 Full laps=12 Valid laps=8

1	2'20.091	34.196	15.991	28.148	23.289	250.5
2	1'43.086	32.406	16.747	31.454	22.479	238.4
3	1'40.299 *	31.975	15.695	27.455	25.174 *	254.1
4	1'37.330 *	32.039 *	15.670	27.261	22.360	252.3
5	1'37.634 *	31.813	15.629	27.416	22.776 *	252.3
6	1'42.708	32.316	16.206	28.143	26.043	248.8
7	1'52.897 P	33.818 *	16.932 *	30.197 *	31.950	247.7
8	7'30.479 P	28.928	15.805	27.602	22.835	251.1
9	1'37.620	32.119	15.655	27.433	22.413	251.7
10	1'37.845	32.052	15.760	27.495	22.538	251.7
11	1'37.777	32.201	15.732	27.281	22.563	252.9
12	1'37.571	32.096	15.694	27.368	22.413	252.9
13	1'37.530 *	32.014 *	15.655	27.365	22.496	252.9
14	1'48.944 P	34.991	15.994	28.066	29.893	251.1
15	8'55.687	33.448	15.743	28.222	22.928	253.5
16	1'36.668	31.822	15.615	27.074	22.157	252.9
17	1'39.506	31.819	15.642	27.228	24.817	252.3

17th **54** **Alberto FERRANDEZ** BLU CRU Pramac Yama SPA
Runs=3 Total laps=14 Full laps=9 Valid laps=6

1	2'31.941	29.535	15.898	27.161	22.395	250.0
2	1'36.675 *	31.532	15.678 *	27.108	22.357	253.5
3	1'36.752 *	31.771 *	15.617	27.056	22.308	251.1
4	1'36.777	31.727	15.593	27.280	22.177	252.3
5	4'14.789 P			28.250 *	31.590	
6	8'50.749 P	30.874	15.895	28.471	23.020	247.7
7	1'37.579	31.903	15.793	27.540	22.343	249.4
8	1'38.082	31.998	15.578	27.436	23.070	252.3
9	1'37.229	31.866	15.654	27.265	22.444	251.7
10	1'44.820 P	31.791 *	15.688	27.378	29.963	249.4
11	11'25.452	30.389	15.910	27.509	22.781	251.7
12	1'36.678	31.710	15.586	27.123	22.259	253.5
13	1'37.008	31.668	15.692	27.303	22.345	250.5
14	1'42.377 *	31.843	16.595	28.813	25.126 *	247.7

18th **17** **Daniel MUÑOZ** Italtrans Racing Team SPA
Runs=3 Total laps=22 Full laps=17 Valid laps=9

1	2'42.301	30.921	15.878	27.617	24.485	246.0
2	1'37.395 *	31.851	15.552 *	27.447	22.545	248.8

Lap	Lap Time	T1	T2	T3	T4	Speed
3	1'37.470 *	32.142 *	15.665	27.162	22.501	249.4
4	1'36.688	31.789	15.565	27.079	22.255	250.5
5	1'37.808 *	32.544 *	15.733	27.188	22.343	250.0
6	1'36.843 *	31.689	15.508	27.346	22.300 *	251.1
7	1'48.345 P	32.985 *	16.770 *	28.277 *	30.313	247.1
8	6'27.656 P	29.951	15.833	27.390	22.561	246.5
9	1'36.941	31.832	15.612	27.190	22.307	248.2
10	1'36.734 *	31.746	15.605	27.136	22.247 *	248.2
11	1'36.940	31.855	15.558	27.202	22.325	248.2
12	1'36.945	31.861	15.532	27.143	22.409	249.4
13	1'48.555 P	32.495 *	16.083	28.521	31.456	247.7
14	5'56.952	32.837	15.873	28.956	24.327	247.1
15	1'36.750	31.837	15.561	27.086	22.266	248.2
16	1'37.504 *	31.785	15.627	27.111	22.981 *	248.8
17	1'42.810 *	31.981 *	15.724	28.661	26.444	250.0
18	1'37.113	31.963	15.530	27.234	22.386	252.3
19	1'42.851	36.796	15.704	27.522	22.829	250.0
20	1'36.703	31.847	15.540	27.106	22.210	250.0
21	1'38.866 *	31.900 *	16.217	28.023	22.726 *	245.4
22	1'39.573	32.432	15.811	27.502	23.828	250.0

19th **3** **Sergio GARCIA** ITALJET Gresini Moto2 SPA
Runs=3 Total laps=18 Full laps=13 Valid laps=10

1	2'20.662	42.001	16.007	28.096	23.532	248.2
2	1'40.979	32.766	16.660	28.752	22.801	238.4
3	1'37.371	31.940	15.682	27.280	22.469	250.5
4	1'37.920	31.929	15.723	27.446	22.822	250.5
5	1'37.722 *	31.965	15.635	27.371	22.751 *	248.8
6	1'39.241	31.831	15.813	29.065	22.532	249.4
7	1'54.517 P	33.742 *	19.323 *	29.421 *	32.031	232.2
8	7'42.652 P	30.694	15.987	27.761	22.655 *	247.7
9	1'37.831	32.079	15.746	27.418	22.588	249.4
10	1'37.472	31.887	15.633	27.514	22.438	250.5
11	1'37.426	31.865	15.625	27.438	22.498	251.1
12	1'48.382 P	31.947	15.582	29.038	31.815	250.5
13	11'38.429	31.453	15.889	27.812	22.729	247.7
14	1'37.374	31.765	15.605	27.381	22.623	250.5
15	1'36.864	31.784	15.550	27.223	22.307	251.1
16	1'41.362 *	34.988	15.936	27.572	22.866 *	249.4
17	1'37.595 *	31.986	15.655	27.326	22.628 *	250.0
18	1'41.538	35.951	15.736	27.439	22.412	250.5

20th **98** **Jose Antonio RUEDA** Red Bull KTM Ajo SPA
Runs=3 Total laps=19 Full laps=14 Valid laps=11

1	2'08.729	32.511	16.335	27.955	23.179	246.0
2	1'38.586	32.510	16.028	27.372	22.676	249.4
3	1'37.730	32.068	15.809	27.279	22.574	251.1
4	1'37.870	32.183	15.869	27.289	22.529	250.5
5	1'37.421	31.941	15.828	27.223	22.429	250.5
6	1'44.917 P	32.073	15.885	27.554	29.405	250.0
7	9'28.903	32.468	15.945	27.469	22.650	248.8
8	1'37.148	32.006	15.691	27.043	22.408	250.0
9	1'37.021	31.913	15.687	27.006	22.415	251.1
10	1'46.053	40.039	16.068	27.481	22.465	252.3
11	1'37.642 *	31.985	15.593	27.213	22.851 *	251.7

Fastest Lap: David ALONSO COL CFMOTO Azul Marino Aspar Team **1'36.154** 31.622 15.534 26.950 22.048

These data/results cannot be reproduced, stored and/or transmitted in whole or in part by any manner of electronic, mechanical, photocopying, recording, broadcasting or otherwise now known or herein after developed without the previous express consent by the copyright owner, except for reproduction in daily press and regular printed publications on sale to the public within 60 days of the event related to those data/results and always provided that copyright symbol appears together as follows below.

© MotoGP Sports Entertainment Group, 2026

Official MotoGP Timing by **TISSOT**

www.motogp.com

Assen, Friday, June 26, 2026

Practice

Moto2™

Lap	Lap Time	T1	T2	T3	T4	Speed
12	1'45.797 P	32.653 *	16.019	27.453	29.672	248.8
13	9'29.326	31.465	16.056	27.468	24.640	247.7
14	1'37.432	31.928	15.683	27.216	22.605	251.1
15	1'36.990	31.994	15.663	27.053	22.280	252.9
16	1'36.996	31.970	15.612	27.149	22.265	252.9
17	1'38.745 *	32.120 *	16.414	27.648	22.563	247.1
18	1'39.395 *	32.512 *	16.161	27.765	22.957 *	248.8
19	1'36.995	31.930	15.678	27.117	22.270	250.5

21st **36** **Angel PIQUERAS** QJMOTOR - Xeramic - SPA
Runs=3 Total laps=21 Full laps=16 Valid laps=10

1	2'32.470	31.845	16.090	27.580	22.704	248.2
2	1'38.139 *	32.106	15.912 *	27.382	22.739	247.1
3	1'38.603 *	31.975 *	15.852	27.414	23.362	250.0
4	1'38.144	31.908	15.882	27.384	22.970	250.0
5	1'39.354 *	33.206 *	15.804	27.654	22.690	250.5
6	1'43.431 *	31.975	15.926	32.725	22.805 *	251.1
7	1'52.920 P	35.164 *	17.015 *	28.757 *	31.984	246.0
8	7'35.176 P	30.994	16.314	27.908	23.019	248.2
9	1'38.887	32.237	15.938	27.645	23.067	248.2
10	1'38.599	32.130	15.990	27.572	22.907	250.0
11	1'47.583 P	32.025	15.818	27.636	32.104	250.0
12	6'17.312	31.376	16.261	27.942	23.630	244.8
13	1'37.562	31.997	15.763	27.332	22.470	250.0
14	1'37.078	31.800	15.607	27.137	22.534	251.1
15	1'40.841	33.289	16.514	28.128	22.910	242.6
16	1'37.946	32.092	15.751	27.345	22.758	250.0
17	1'38.362	31.969	15.862	27.704	22.827	250.5
18	1'42.816	36.383	15.920	27.489	23.024	252.3
19	1'48.792 *	31.959	15.682	30.127	31.024 *	251.7
20	1'40.793 *	32.689 *	16.151	29.015	22.938 *	248.2
21	1'38.472	32.116	15.951	27.643	22.762	251.1

22nd **71** **Ayumu SASAKI** Momoven Idrofoglia R JPN
Runs=3 Total laps=7 Full laps=2 Valid laps=4

1	2'20.330	35.364	15.959	27.915	23.122	247.7
2	1'41.450	32.583	17.293	28.687	22.887	213.8
3	5'23.114 P	3'44.953	31.691 *	33.699	32.771	168.2
4	12'18.500 *	33.676	15.705	28.070	24.083 *	250.0
5	1'37.446	31.986	15.508	27.322	22.630	251.7
6	1'37.152	31.973	15.509	27.307	22.363	252.3
unfinished						
7	1'45.177 *	36.910 *	16.358	28.056	23.853	242.6
unfinished						
		32.194	15.895	29.545		246.5

23rd **85** **Xabi ZURUTUZA** KLINT Racing Team SPA
Runs=3 Total laps=20 Full laps=15 Valid laps=13

1	2'09.265	40.906	16.476	27.730	23.447	242.1
2	1'40.516	32.239	16.042	29.729	22.506	250.5
3	1'37.369	31.885	15.707	27.341	22.436	252.9
4	1'37.426	31.944	15.696	27.364	22.422	249.4
5	1'38.898	31.876	15.674	27.372	23.976	250.0
6	1'47.395	34.902	16.270	30.963	25.260	242.6
7	1'53.763 P	34.084 *	18.999 *	28.734 *	31.946	216.8
8	7'10.828 P	29.997	16.771	27.703	22.886	245.4

Lap	Lap Time	T1	T2	T3	T4	Speed
9	1'37.481	32.015	15.737	27.259	22.470	251.1
10	1'37.321	31.939	15.679	27.300	22.403	252.9
11	1'37.994	32.166	15.744	27.479	22.605	252.3
12	1'49.573 P	35.367	15.871	27.780	30.555	249.4
13	9'32.551	29.833	15.811	27.640	23.339	247.7
14	1'38.046	32.000	15.762	27.266	23.018	250.5
15	1'37.503	31.934	15.651	27.391	22.527	250.0
16	1'37.259	31.998	15.701	27.185	22.375	251.1
17	1'42.445	35.122	16.064	27.627	23.632	249.4
18	1'43.598 *	35.935 *	17.667	27.372	22.624	214.7
19	1'38.141 *	32.042 *	15.645	27.815	22.639 *	251.7
20	1'37.201	31.897	15.648	27.245	22.411	250.5

24th **32** **Luca LUNETTA** HDR SpeedRS Team ITA
Runs=1 Total laps=5 Full laps=4 Valid laps=1

1	2'33.393	33.606	16.627	27.647	22.588	235.2
2	1'39.422 *	32.075	15.588 *	28.095	23.664	252.3
3	1'37.243 *	31.914 *	15.500	27.379	22.450	251.7
4	1'37.288	31.783	15.606	27.231	22.668	252.9
5	1'38.188 *	32.434 *	15.713	27.675	22.366	250.5
unfinished						
		31.758	2'13.028			252.9

25th **22** **Jacob ROULSTONE** Idemitsu Honda Team AUS
Runs=3 Total laps=21 Full laps=16 Valid laps=13

1	2'10.330	35.156	16.599	27.943	23.222	245.4
2	1'38.270	32.458	15.707	27.385	22.720	248.8
3	1'45.583	32.047	15.691	27.375	30.470	250.0
4	1'51.866	41.517	18.478	29.046	22.825	178.5
5	1'38.522	32.525	15.739	27.359	22.899	249.4
6	1'37.780	32.005	15.678	27.435	22.662	251.1
7	1'52.906 P	34.079 *	18.120 *	29.029 *	31.678	240.0
8	7'40.423 P	31.568	16.051	28.190	23.493	248.2
9	1'38.582	32.342	15.796	27.486	22.958	249.4
10	1'38.054	32.126	15.786	27.416	22.726	250.0
11	1'39.749	32.159	15.688	27.597	24.305	250.0
12	1'39.189 *	32.581 *	15.855	27.848	22.905	248.8
13	1'46.461 P	32.189	15.751	27.583	30.938	248.8
14	7'10.943	29.687	15.792	27.543	23.703	248.8
15	1'37.304	31.838	15.659	27.284	22.523	250.5
16	1'37.423	31.804	15.616	27.375	22.628	250.0
17	1'37.311	31.917	15.540	27.312	22.542	251.1
18	1'42.530	34.598	16.402	28.262	23.268	243.2
19	1'38.692 *	31.894 *	15.916	27.978	22.904	250.0
20	1'40.361 *	32.234 *	15.938	29.082	23.107 *	251.1
21	1'38.257	32.081	15.907	27.602	22.667	251.1

26th **40** **Milan PAWELEC** ITALJET Gresini Moto2 POL
Runs=3 Total laps=19 Full laps=14 Valid laps=11

1	1'56.542	36.574	16.088	27.489	22.988	246.5
2	1'37.888	32.154	15.787	27.271	22.676	248.8
3	1'37.412	32.043	15.777	27.116	22.476	248.2
4	1'39.946 *	33.083 *	16.088	27.483	23.292	247.7
5	1'42.219	31.992	15.789	29.750	24.688	248.8
6	1'42.083	32.632	16.109	29.108	24.234	245.4
7	1'53.345 P	32.004 *	20.275 *	28.992 *	32.074	229.2

Fastest Lap: David ALONSO COL CFMOTO Azul Marino Aspar Team **1'36.154** 31.622 15.534 26.950 22.048

These data/results cannot be reproduced, stored and/or transmitted in whole or in part by any manner of electronic, mechanical, photocopying, recording, broadcasting or otherwise now known or herein after developed without the previous express consent by the copyright owner, except for reproduction in daily press and regular printed publications on sale to the public within 60 days of the event related to those data/results and always provided that copyright symbol appears together as follows below.

© MotoGP Sports Entertainment Group, 2026

Official MotoGP Timing by **TISSOT**

www.motogp.com

Assen, Friday, June 26, 2026

Page 5 of 6

Practice

Moto2™

Lap	Lap Time		T1	T2	T3	T4	Speed	Lap	Lap Time	T1	T2	T3	T4	Speed
8	8'18.723	P	34.466	15.878	27.611	22.908	248.2							
9	1'42.896		35.789	16.296	28.069	22.742	249.4							
10	1'37.837		32.142	15.976	27.234	22.485	247.1							
11	1'38.700		32.186	15.914	27.651	22.949	247.7							
12	1'38.812	*	32.583	15.840	27.469	22.920	248.8							
13	1'46.932	P	32.310	16.077	27.564	30.981	248.8							
14	9'19.329		31.433	16.243	28.909	26.177	244.8							
15	1'39.320		32.845	15.977	27.699	22.799	247.7							
16	1'40.223		32.630	15.928	28.797	22.868	246.0							
17	1'38.126		32.417	15.790	27.311	22.608	251.1							
18	1'40.139	*	33.046	16.234	28.240	22.619	247.7							
19	1'39.452		32.772	15.961	27.650	23.069	246.0							

27th **9** **Jorge NAVARRO** REDS Fantic Racing SPA
 Runs=3 Total laps=20 Full laps=15 Valid laps=14

1	2'11.814		40.048	16.594	27.933	23.111	241.6
2	1'37.843		32.149	15.757	27.378	22.559	248.2
3	1'37.452		31.854	15.708	27.331	22.559	248.8
4	1'48.215		36.669	16.674	30.473	24.399	237.8
5	1'37.695		31.809	15.741	27.384	22.761	249.4
6	1'37.642		31.798	15.688	27.407	22.749	249.4
7	1'54.342	P	34.434	19.228	29.065	31.615	225.9
8	7'44.816	P	31.855	16.141	27.610	22.651	244.8
9	1'37.470		32.009	15.795	27.214	22.452	247.7
10	1'38.115		32.360	15.826	27.348	22.581	248.2
11	1'37.644		32.013	15.695	27.317	22.619	248.8
12	1'37.863		32.116	15.825	27.287	22.635	248.2
13	1'38.056		32.113	15.805	27.384	22.754	247.7
14	1'51.232	P	35.061	16.494	28.255	31.422	243.7
15	8'06.385		33.627	15.908	27.251	22.641	244.8
16	1'40.632		32.283	15.817	29.092	23.440	248.2
17	1'40.983		35.329	15.930	27.273	22.451	247.1
18	1'42.739		33.121	16.021	29.019	24.578	245.4
19	1'42.276	*	36.159	15.875	27.652	22.590	247.1
20	1'37.992		32.117	15.816	27.405	22.654	248.2

28th **13** **Celestino VIETTI** HDR SpeedRS Team ITA
 Runs=1 Total laps=1 Full laps=0 Valid laps=0

1	2'19.509		34.729	16.111	28.014	23.053	248.2
	unfinished		34.981				

Fastest Lap: David ALONSO COL CFMOTO Azul Marino Aspar Team **1'36.154** 31.622 15.534 26.950 22.048

These data/results cannot be reproduced, stored and/or transmitted in whole or in part by any manner of electronic, mechanical, photocopying, recording, broadcasting or otherwise now known or herein after developed without the previous express consent by the copyright owner, except for reproduction in daily press and regular printed publications on sale to the public within 60 days of the event related to those data/results and always provided that copyright symbol appears together as follows below.

© MotoGP Sports Entertainment Group, 2026

Official MotoGP Timing by  TISSOT

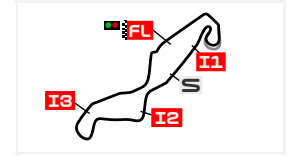
www.motogp.com

Assen, Friday, June 26, 2026

Page 6 of 6

BEST PARTIAL TIMES

TISSOT GRAND PRIX OF THE NETHERLANDS PRACTICE



TT Circuit Assen 4542 m.

IT Ideal Lap Time, sum of the best partial times

BT Best Lap Time

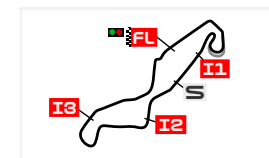
Pos	T1		T2		T3		T4		Pos	Rider	IT	BT	
	Rider	Time	Rider	Time	Rider	Time	Rider	Time					
1	I.ORTOLA	31.364	T.ARBOLINO	15.290	A.ESCRIG	26.889	D.ALONSO	22.048	1	I.ORTOLA	1'35.906	1'36.381	(8)
2	D.HOLGADO	31.495	M.GONZALEZ	15.389	J.ROBERTS	26.949	A.ESCRIG	22.074	2	S.AGIUS	1'36.086	1'36.271	(4)
3	Z.VD GOORBER	31.527	S.AGIUS	15.398	I.ORTOLA	26.950	I.ORTOLA	22.089	3	D.HOLGADO	1'36.091	1'36.318	(5)
4	A.FERRANDEZ	31.532	A.ESCRIG	15.414	D.ALONSO	26.950	T.ARBOLINO	22.098	4	D.ALONSO	1'36.112	1'36.154	(1)
5	I.GUEVARA	31.553	C.VEIJER	15.422	D.HOLGADO	26.960	S.AGIUS	22.106	5	A.ESCRIG	1'36.135	1'36.319	(6)
6	S.AGIUS	31.563	T.FURUSATO	15.433	M.GONZALEZ	26.976	A.CANET	22.129	6	T.ARBOLINO	1'36.146	1'36.218	(3)
7	D.ALONSO	31.618	A.CANET	15.445	F.SALAC	26.985	D.HOLGADO	22.137	7	M.GONZALEZ	1'36.160	1'36.163	(2)
8	C.VEIJER	31.623	Z.VD GOORBER	15.475	J.RUEDA	27.006	M.GONZALEZ	22.145	8	T.FURUSATO	1'36.318	1'36.333	(7)
9	T.ARBOLINO	31.624	I.GUEVARA	15.481	S.AGIUS	27.019	T.FURUSATO	22.145	9	I.GUEVARA	1'36.338	1'36.464	(12)
10	A.HUERTAS	31.644	J.ROBERTS	15.485	A.FERRANDEZ	27.056	D.ÖNCÜ	22.157	10	A.FERRANDEZ	1'36.343	1'36.678	(17)
11	M.GONZALEZ	31.650	A.HUERTAS	15.485	I.GUEVARA	27.063	A.FERRANDEZ	22.177	11	C.VEIJER	1'36.373	1'36.455	(11)
12	F.SALAC	31.651	D.ALONSO	15.496	D.ÖNCÜ	27.074	A.HUERTAS	22.207	12	A.CANET	1'36.388	1'36.473	(13)
13	T.FURUSATO	31.663	D.HOLGADO	15.499	A.HUERTAS	27.074	D.MUÑOZ	22.210	13	F.SALAC	1'36.405	1'36.405	(9)
14	A.CANET	31.665	L.LUNETTA	15.500	T.FURUSATO	27.077	C.VEIJER	22.239	14	A.HUERTAS	1'36.410	1'36.410	(10)
15	J.ROBERTS	31.685	I.ORTOLA	15.503	D.MUÑOZ	27.079	I.GUEVARA	22.241	15	Z.VD GOORBERGH	1'36.411	1'36.613	(15)
16	D.MUÑOZ	31.689	D.MUÑOZ	15.508	C.VEIJER	27.089	F.SALAC	22.260	16	J.ROBERTS	1'36.459	1'36.546	(14)
17	A.ESCRIG	31.758	A.SASAKI	15.508	Z.VD GOORBER	27.092	J.RUEDA	22.265	17	D.MUÑOZ	1'36.486	1'36.688	(18)
18	L.LUNETTA	31.758	F.SALAC	15.509	M.PAWELEC	27.116	S.GARCIA	22.307	18	D.ÖNCÜ	1'36.659	1'36.668	(16)
19	S.GARCIA	31.765	J.ROULSTONE	15.540	T.ARBOLINO	27.134	Z.VD GOORBER	22.317	19	J.RUEDA	1'36.777	1'36.990	(20)
20	J.NAVARRO	31.798	S.GARCIA	15.550	A.PIQUERAS	27.137	J.ROBERTS	22.340	20	S.GARCIA	1'36.845	1'36.864	(19)
21	A.PIQUERAS	31.800	A.FERRANDEZ	15.578	A.CANET	27.149	A.SASAKI	22.363	21	L.LUNETTA	1'36.855	1'37.288	(24)
22	J.ROULSTONE	31.804	J.RUEDA	15.593	X.ZURUTUZA	27.185	L.LUNETTA	22.366	22	A.PIQUERAS	1'37.014	1'37.078	(21)
23	D.ÖNCÜ	31.813	A.PIQUERAS	15.607	J.NAVARRO	27.214	X.ZURUTUZA	22.375	23	X.ZURUTUZA	1'37.081	1'37.201	(23)
24	X.ZURUTUZA	31.876	D.ÖNCÜ	15.615	S.GARCIA	27.223	J.NAVARRO	22.451	24	J.NAVARRO	1'37.151	1'37.452	(27)
25	J.RUEDA	31.913	X.ZURUTUZA	15.645	L.LUNETTA	27.231	A.PIQUERAS	22.470	24	J.ROULSTONE	1'37.151	1'37.304	(25)

These data/results cannot be reproduced, stored and/or transmitted in whole or in part by any manner of electronic, mechanical, photocopying, recording, broadcasting or otherwise now known or herein after developed without the previous express consent by the copyright owner, except for reproduction in daily press and regular printed publications on sale to the public within 60 days of the event related to those data/results and always provided that copyright symbol appears together as follows below.

© MotoGP Sports Entertainment Group, 2026

BEST PARTIAL TIMES

TISSOT GRAND PRIX OF THE NETHERLANDS PRACTICE



TT Circuit Assen

4542 m.

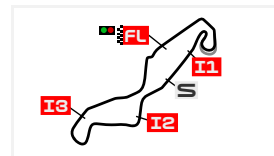
IT Ideal Lap Time, sum of the best partial times

BT Best Lap Time

Pos	T1		T2		T3		T4		Pos	Rider	IT	BT	
	Rider	Time	Rider	Time	Rider	Time	Rider	Time					
26	A.SASAKI	31.973	J.NAVARRO	15.688	J.ROULSTONE	27.284	M.PAWELEC	22.476	24	A.SASAKI	1'37.151	1'37.152	(22)
27	M.PAWELEC	31.992	M.PAWELEC	15.777	A.SASAKI	27.307	J.ROULSTONE	22.523	27	M.PAWELEC	1'37.361	1'37.412	(26)
28	C.VIETTI	34.981	C.VIETTI	16.111	C.VIETTI	28.014	C.VIETTI	23.053	-1	C.VIETTI			(-1)

These data/results cannot be reproduced, stored and/or transmitted in whole or in part by any manner of electronic, mechanical, photocopying, recording, broadcasting or otherwise now known or herein after developed without the previous express consent by the copyright owner, except for reproduction in daily press and regular printed publications on sale to the public within 60 days of the event related to those data/results and always provided that copyright symbol appears together as follows below.

© MotoGP Sports Entertainment Group, 2026



TT Circuit Assen

4542 m.

FASTEST LAPS SEQUENCE

TISSOT GRAND PRIX OF THE NETHERLANDS PRACTICE

<i>Practice Time</i>	<i>#</i>	<i>Rider</i>	<i>Nation</i>	<i>Motorcycle</i>	<i>Time</i>	<i>Km/h</i>	<i>Rider's Lap</i>
3'31.967	84	Zonta VD GOORBERGH	NED	KALEX	1'36.966	168.6	2
5'08.580	84	Zonta VD GOORBERGH	NED	KALEX	1'36.613	169.2	3
7'14.323	96	Daniel HOLGADO	SPA	KALEX	1'36.363	169.6	4
33'16.526	72	Taiyo FURUSATO	JPN	KALEX	1'36.333	169.7	12
40'32.959	14	Tony ARBOLINO	ITA	KALEX	1'36.218	169.9	16
42'08.914	18	Manuel GONZALEZ	SPA	KALEX	1'36.163	170.0	16
43'08.105	80	David ALONSO	COL	KALEX	1'36.154	170.0	17

These data/results cannot be reproduced, stored and/or transmitted in whole or in part by any manner of electronic, mechanical, photocopying, recording, broadcasting or otherwise now known or herein after developed without the previous express consent by the copyright owner, except for reproduction in daily press and regular printed publications on sale to the public within 60 days of the event related to those data/results and always provided that copyright symbol appears together as follows below.

© MotoGP Sports Entertainment Group, 2026

Official MotoGP Timing by

www.motogp.com

Assen, Friday, June 26, 2026