

Automotodrom Brno 5403 m.

CLASSIFICATION

MONSTER ENERGY GRAND PRIX OF CZECHIA

FREE PRACTICE NR. 2

#	Rider	Nation	Team	Motorcycle	Time	Lap Total	Gap	T. Speed
1	25 Raul FERNANDEZ	SPA	SuperFile Trackhouse MotoGP Team	APRILIA	1'52.050	8 9		316.7
2	93 Marc MARQUEZ	SPA	Ducati Lenovo Team	DUCATI	1'52.885	10 12	0.835 0.835	323.3
3	12 Maverick VIÑALES	SPA	Red Bull KTM Tech3	KTM	1'52.915	10 11	0.865 0.030	321.4
4	54 Fermin ALDEGUER	SPA	BK8 Gresini Racing MotoGP	DUCATI	1'53.012	7 8	0.962 0.097	321.4
5	79 Ai OGURA	JPN	SuperFile Trackhouse MotoGP Team	APRILIA	1'53.021	13 13	0.971 0.009	324.3
6	37 Pedro ACOSTA	SPA	Red Bull KTM Factory Racing	KTM	1'53.043	9 12	0.993 0.022	323.3
7	49 Fabio DI GIANNANTONIO	ITA	Pertamina Enduro VR46 Racing Team	DUCATI	1'53.084	11 12	1.034 0.041	323.3
8	72 Marco BEZZECCHI	ITA	Aprilia Racing	APRILIA	1'53.103	9 12	1.053 0.019	324.3
9	11 Diogo MOREIRA	BRA	Pro Honda LCR	HONDA	1'53.188	9 12	1.138 0.085	323.3
10	36 Joan MIR	SPA	Honda HRC Castrol	HONDA	1'53.190	8 12	1.140 0.002	322.3
11	20 Fabio QUARTARARO	FRA	Monster Energy Yamaha MotoGP Team	YAMAHA	1'53.256	10 13	1.206 0.066	319.5
12	21 Franco MORBIDELLI	ITA	Pertamina Enduro VR46 Racing Team	DUCATI	1'53.395	9 12	1.345 0.139	320.4
13	10 Luca MARINI	ITA	Honda HRC Castrol	HONDA	1'53.444	10 12	1.394 0.049	320.4
14	89 Jorge MARTIN	SPA	Aprilia Racing	APRILIA	1'53.445	9 12	1.395 0.001	323.3
15	73 Alex MARQUEZ	SPA	BK8 Gresini Racing MotoGP	DUCATI	1'53.464	3 11	1.414 0.019	323.3
16	63 Francesco BAGNAIA	ITA	Ducati Lenovo Team	DUCATI	1'53.492	8 10	1.442 0.028	325.3
17	7 Toprak RAZGATLIOGLU	TUR	Prima Pramac Yamaha MotoGP	YAMAHA	1'53.496	10 12	1.446 0.004	320.4
18	23 Enea BASTIANINI	ITA	Red Bull KTM Tech3	KTM	1'53.563	4 11	1.513 0.067	325.3
19	33 Brad BINDER	RSA	Red Bull KTM Factory Racing	KTM	1'53.649	4 12	1.599 0.086	324.3
20	43 Jack MILLER	AUS	Prima Pramac Yamaha MotoGP	YAMAHA	1'53.815	9 11	1.765 0.166	318.5
21	42 Alex RINS	SPA	Monster Energy Yamaha MotoGP Team	YAMAHA	1'53.979	4 8	1.929 0.164	318.5
22	35 Cal CRUTCHLOW	GBR	Castrol Honda LCR	HONDA	1'54.723	9 11	2.673 0.744	317.6

Practice condition: **Dry**

Air: 27°

Humidity: 56%

Ground: 38°

Fastest Lap:	Lap: 8	Raul FERNANDEZ	1'52.050	173.5 Km/h
Best Race Lap:	2025	Marc MARQUEZ	1'53.691	171.0 Km/h
All-Time Lap Record:	2026	Ai OGURA	1'51.735	174.0 Km/h

The results are provisional until the end of the limit for protest and appeals.

Time limit for protest expires 60' after publication of the results - Time: **Jindrich HRNECEK** **10:53**

These data/results cannot be reproduced, stored and/or transmitted in whole or in part by any manner of electronic, mechanical, photocopying, recording, broadcasting or otherwise now known or herein after developed without the previous express consent by the copyright owner, except for reproduction in daily press and regular printed publications on sale to the public within 60 days of the event related to those data/results and always provided that copyright symbol appears together as follows below.

© MotoGP Sports Entertainment Group, 2026

Official MotoGP Timing by

www.motogp.com

Brno, Saturday, June 20, 2026

TOP SPEED & AVERAGE

MONSTER ENERGY GRAND PRIX OF CZECHIA FREE PRACTICE NR. 2



Automotodrom Brno

5403 m.

#	Rider	Nation	Motorcycle	Top 5 speeds					Average	Top
23	Enea BASTIANINI	ITA	KTM	325.3	324.3	323.3	320.4	320.4	321.9	325.3
63	Francesco BAGNAIA	ITA	DUCATI	325.3	325.3	324.3	324.3	323.3	324.2	325.3
33	Brad BINDER	RSA	KTM	324.3	323.3	322.3	320.4	320.4	322.1	324.3
72	Marco BEZZECCHI	ITA	APRILIA	324.3	322.3	321.4	321.4	321.4	322.2	324.3
79	Ai OGURA	JPN	APRILIA	324.3	322.3	322.3	321.4	321.4	322.2	324.3
11	Diogo MOREIRA	BRA	HONDA	323.3	322.3	322.3	321.4	320.4	321.7	323.3
37	Pedro ACOSTA	SPA	KTM	323.3	322.3	322.3	322.3	320.4	321.6	323.3
49	Fabio DI GIANNANTONIO	ITA	DUCATI	323.3	322.3	322.3	322.3	322.3	322.5	323.3
73	Alex MARQUEZ	SPA	DUCATI	323.3	322.3	321.4	321.4	321.4	321.9	323.3
89	Jorge MARTIN	SPA	APRILIA	323.3	322.3	319.5	319.5	318.5	320.0	323.3
93	Marc MARQUEZ	SPA	DUCATI	323.3	322.3	322.3	322.3	322.3	322.4	323.3
36	Joan MIR	SPA	HONDA	322.3	321.4	320.4	319.5	319.5	320.3	322.3
12	Maverick VIÑALES	SPA	KTM	321.4	320.4	318.5	317.6	317.6	319.1	321.4
54	Fermin ALDEGUER	SPA	DUCATI	321.4	320.4	317.6	317.6	317.6	318.7	321.4
7	Toprak RAZGATLIOGLU	TUR	YAMAHA	320.4	320.4	319.5	318.5	318.5	319.3	320.4
10	Luca MARINI	ITA	HONDA	320.4	319.5	319.5	319.5	318.5	319.2	320.4
21	Franco MORBIDELLI	ITA	DUCATI	320.4	320.4	320.4	320.4	319.5	320.0	320.4
20	Fabio QUARTARARO	FRA	YAMAHA	319.5	317.6	316.7	315.7	314.8	316.1	319.5
42	Alex RINS	SPA	YAMAHA	318.5	317.6	317.6	317.6	317.6	317.8	318.5
43	Jack MILLER	AUS	YAMAHA	318.5	318.5	317.6	317.6	316.7	317.6	318.5
35	Cal CRUTCHLOW	GBR	HONDA	317.6	317.6	317.6	316.7	316.7	317.1	317.6
25	Raul FERNANDEZ	SPA	APRILIA	316.7	315.7	315.7	315.7	314.8	315.7	316.7

These data/results cannot be reproduced, stored and/or transmitted in whole or in part by any manner of electronic, mechanical, photocopying, recording, broadcasting or otherwise now known or herein after developed without the previous express consent by the copyright owner, except for reproduction in daily press and regular printed publications on sale to the public within 60 days of the event related to those data/results and always provided that copyright symbol appears together as follows below.

© MotoGP Sports Entertainment Group, 2026

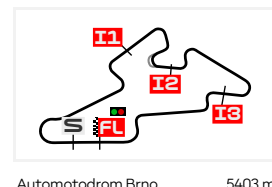
Official MotoGP Timing by www.motogp.com

Brno, Saturday, June 20, 2026

CHRONOLOGICAL ANALYSIS OF PERFORMANCES

MONSTER ENERGY GRAND PRIX OF CZECHIA

FREE PRACTICE NR. 2



* Lap / Sector time cancelled
 P Crossing the finish line in pit lane
 ** Tyre data subject to further updates

T1 Time from finish line to 1st intermediate
 T2 Time from 1st intermed. to 2nd intermed.

T3 Time from 2nd intermed. to 3rd intermed.
 T4 Time from 3rd intermediate to finish line

Lap	Lap Time	T1	T2	T3	T4	Speed	Lap	Lap Time	T1	T2	T3	T4	Speed		
1st	25	Raul FERNANDEZ		APRILIA	SPA		2	1'54.705	35.186	21.995	27.514	30.010	316.7		
		SuperFile Trackhouse MotoGP Team					3	1'53.789	34.897	21.926	27.285	29.681	315.7		
		Runs=2	Total laps=9	Full laps=6	Valid laps=6		4	1'53.574	34.852	21.889	27.140	29.693	317.6		
Run #	1	Front Tyre	Slick-Medium	Rear Tyre	Slick-Medium		5	1'53.867	34.848	21.995	27.229	29.795	315.7		
		10 Laps at start			5 Laps at start			6	1'53.770	34.822	21.918	27.207	29.823	316.7	
1	2'29.855	37.644	22.897	27.833	30.094		7	2'08.539 P	34.897 *	24.249	28.784	40.609	318.5		
2	1'53.520	34.837	21.799	27.094	29.790	313.9	Run #	2	Front Tyre	Slick-Medium	Rear Tyre	Slick-Soft			
3	1'53.110	34.764	21.762	27.054	29.530	314.8			3 Laps at start			3 Laps at start			
4	1'52.931	34.620	21.726	26.988	29.597	315.7	8	9'51.102	36.941	22.425	27.282	29.853			
5	1'53.331	34.781	21.778	27.122	29.650	316.7	9	1'53.325	34.920	21.840	27.068	29.497	317.6		
6	2'10.153 P	38.019	22.748	28.782	40.604	313.9	10	1'52.915	34.476	21.811	27.127	29.501	321.4		
Run #	2	Front Tyre	Slick-Medium	Rear Tyre	Slick-Soft		11	2'10.898 P	37.447	23.575	29.490	40.386	320.4		
		3 Laps at start			New Tyre										
7	14'13.671	36.823	22.345	27.334	29.597										
8	1'52.050	34.369	21.558	26.788	29.335	315.7									
9	1'55.106	35.185	22.129	27.073	30.719	315.7									
2nd	93	Marc MARQUEZ		DUCATI	SPA		4th	54	Fermin ALDEGUER		DUCATI	SPA			
		Ducati Lenovo Team							BK8 Gresini Racing MotoGP						
		Runs=2	Total laps=12	Full laps=9	Valid laps=9				Runs=2	Total laps=8	Full laps=5	Valid laps=4			
Run #	1	Front Tyre	Slick-Medium	Rear Tyre	Slick-Soft		Run #	1	Front Tyre	Slick-Medium	Rear Tyre	Slick-Soft			
		New Tyre			New Tyre					8 Laps at start			4 Laps at start		
1	2'37.520	42.675	23.568	28.946	30.660		1	2'51.316 *	38.450	23.004	27.922	30.853 *			
2	1'54.200	34.972	22.018	27.374	29.836	321.4	2	1'54.148	34.959	22.075	27.213	29.901	317.6		
3	1'53.055	34.694	21.808	27.038	29.515	322.3	3	1'53.351	34.670	21.970	27.102	29.609	317.6		
4	1'52.974	34.617	21.755	27.050	29.552	323.3	4	1'53.157	34.591	21.888	27.069	29.609	317.6		
5	1'53.447	34.667	21.840	27.103	29.837	322.3	5	2'08.828 P	34.664	21.982	29.003	43.179	317.6		
6	1'53.327	34.692	21.811	27.131	29.693	322.3	Run #	2	Front Tyre	Slick-Medium	Rear Tyre	Slick-Soft			
7	1'53.464	34.675	22.006	27.153	29.630	322.3			4 Laps at start			3 Laps at start			
8	2'12.533 P	37.873	24.057	29.605	40.998	315.7	6	15'30.706	40.173	26.151	27.900	29.974			
Run #	2	Front Tyre	Slick-Medium	Rear Tyre	Slick-Soft		7	1'53.012	34.648	21.860	26.976	29.528	320.4		
		8 Laps at start			8 Laps at start			8	1'56.638 *	34.683	23.262	28.236	30.457 *	321.4	
9	8'49.136	43.076	23.192	28.975	30.093										
10	1'52.885	34.569	21.758	27.086	29.472	321.4									
11	1'53.322	34.667	21.816	27.106	29.733	322.3									
12	1'53.241	34.684	21.811	27.118	29.628	322.3									
3rd	12	Maverick VIÑALES		KTM	SPA		5th	79	Ai OGURA		APRILIA	JPN			
		Red Bull KTM Tech3							SuperFile Trackhouse MotoGP Team						
		Runs=2	Total laps=11	Full laps=7	Valid laps=7				Runs=2	Total laps=13	Full laps=10	Valid laps=10			
Run #	1	Front Tyre	Slick-Medium	Rear Tyre	Slick-Soft		Run #	1	Front Tyre	Slick-Medium	Rear Tyre	Slick-Soft			
		6 Laps at start			3 Laps at start					7 Laps at start			4 Laps at start		
1	2'00.484	37.218	22.410	27.740	30.082		1	2'17.268	39.913	23.823	28.771	30.748			
							2	1'54.213	34.990	22.033	27.272	29.918	319.5		
							3	1'53.403	34.650	21.866	27.135	29.752	320.4		
							4	1'53.422	34.621	21.864	27.096	29.841	320.4		
							5	1'54.082	34.585	21.831	27.358	30.308	321.4		
							6	2'14.989 P	34.717	21.885	33.537	44.850	322.3		
							Run #	2	Front Tyre	Slick-Medium	Rear Tyre	Slick-Medium			
									6 Laps at start			6 Laps at start			
							7	6'35.201	40.769	23.468	28.155	30.364			

Fastest Lap: Raul FERNANDEZ SPA SuperFile Trackhouse MotoGP Team **1'52.050** 34.369 21.558 26.788 29.335

These data/results cannot be reproduced, stored and/or transmitted in whole or in part by any manner of electronic, mechanical, photocopying, recording, broadcasting or otherwise now known or herein after developed without the previous express consent by the copyright owner, except for reproduction in daily press and regular printed publications on sale to the public within 60 days of the event related to those data/results and always provided that copyright symbol appears together as follows below.

© MotoGP Sports Entertainment Group, 2026

Official MotoGP Timing by

www.motogp.com

Brno, Saturday, June 20, 2026

Free Practice Nr. 2

MotoGP™

Lap	Lap Time	T1	T2	T3	T4	Speed
8	1'54.592	34.875	22.540	27.329	29.848	321.4
9	1'53.699	35.013	21.910	27.123	29.653	320.4
10	1'53.293	34.652	21.887	27.081	29.673	320.4
11	1'53.049	34.595	21.781	27.056	29.617	322.3
12	1'53.071	34.505	21.860	27.117	29.589	321.4
13	1'53.021	34.548	21.851	27.047	29.575	324.3

6th 37 **Pedro ACOSTA** KTM SPA
Red Bull KTM Factory Racing

Runs=2 Total laps=12 Full laps=8 Valid laps=7

Run #	1	Front Tyre	Slick-Medium	Rear Tyre	Slick-Medium	Speed
		4 Laps at start		7 Laps at start		
1	2'08.327	36.964	22.460	27.902	30.007	
2	1'54.425	34.850	21.976	27.678	29.921	322.3
3	1'53.805 *	34.763	22.021	27.254	29.767 *	322.3
4	1'53.533	34.765	21.902	27.184	29.682	322.3
5	1'53.483	34.708	21.876	27.147	29.752	323.3
6	1'53.283	34.727	21.840	27.048	29.668	320.4
7	2'06.136 P	35.938	22.693	27.936	39.569	320.4

Run #	2	Front Tyre	Slick-Medium	Rear Tyre	Slick-Medium	Speed
		2 Laps at start		14 Laps at start		
8	9'33.214	37.188	22.453	27.236	29.748	
9	1'53.043	34.683	21.806	27.020	29.534	316.7
10	1'53.088	34.579	21.816	27.102	29.591	320.4
11	1'53.327	34.613	21.938	27.024	29.752	319.5
12	2'08.280 P	34.693	24.251	28.849	40.487	318.5

7th 49 **Fabio DI GIANNANTONIO** DUCATI ITA
Pertamina Enduro VR46 Racing Team

Runs=2 Total laps=12 Full laps=9 Valid laps=8

Run #	1	Front Tyre	Slick-Medium	Rear Tyre	Slick-Soft	Speed
		4 Laps at start		3 Laps at start		
1	2'06.991	38.574	23.135	27.684	30.207	
2	1'53.937	34.829	22.007	27.235	29.866	322.3
3	1'53.529 *	34.789 *	21.903	27.193	29.644	322.3
4	1'53.551	34.671	21.888	27.148	29.844	322.3
5	1'53.569	34.822	21.887	27.146	29.714	321.4
6	1'53.545	34.773	21.931	27.073	29.768	320.4
7	2'00.197	34.577	23.051	31.888	30.681	323.3
8	2'09.220 P	34.853	22.731	29.355	42.281	321.4

Run #	2	Front Tyre	Slick-Medium	Rear Tyre	Slick-Medium	Speed
		16 Laps at start		11 Laps at start		
9	9'35.718	38.395	22.582	27.551	30.040	
10	1'53.152	34.670	21.842	27.023	29.617	321.4
11	1'53.084	34.649	21.875	26.993	29.567	322.3
12	1'53.420	34.817	21.866	27.117	29.620	321.4

8th 72 **Marco BEZZECCHI** APRILIA ITA
Aprilia Racing

Runs=2 Total laps=12 Full laps=9 Valid laps=9

Run #	1	Front Tyre	Slick-Medium	Rear Tyre	Slick-Soft	Speed
		8 Laps at start		4 Laps at start		
1	2'09.741	37.002	22.707	28.213	30.285	
2	1'55.337	35.256	22.021	27.134	30.926	324.3
3	1'53.646	34.750	21.849	27.244	29.803	321.4
4	1'53.973	34.895	21.981	27.229	29.868	314.8

Lap	Lap Time	T1	T2	T3	T4	Speed
5	1'54.105	34.906	21.949	27.358	29.892	321.4
6	2'12.940 P	35.033	26.420	30.857	40.630	322.3

Run # 2 Front Tyre Slick-Medium Rear Tyre Slick-Soft
8 Laps at start 3 Laps at start

Run #	7	Front Tyre	Slick-Medium	Rear Tyre	Slick-Soft	Speed
		8 Laps at start		3 Laps at start		
7	9'02.109	36.386	22.652	27.160	29.963	
8	1'53.293	34.712	21.896	27.052	29.633	320.4
9	1'53.103	34.711	21.816	27.014	29.562	318.5
10	1'57.210	34.644	23.054	29.644	29.868	320.4
11	1'53.140	34.613	21.800	26.985	29.742	321.4
12	1'53.382	34.725	21.945	26.971	29.741	320.4

9th 11 **Diogo MOREIRA** HONDA BRA
Pro Honda LCR

Runs=2 Total laps=12 Full laps=9 Valid laps=9

Run #	1	Front Tyre	Slick-Medium	Rear Tyre	Slick-Soft	Speed
		7 Laps at start		4 Laps at start		
1	2'07.711	37.490	22.668	27.873	30.238	
2	1'54.221	35.055	21.954	27.300	29.912	322.3
3	1'53.759	34.804	21.943	27.260	29.752	322.3
4	1'53.707	34.769	21.888	27.192	29.858	323.3
5	1'54.796	34.930	21.984	27.353	30.529	318.5
6	2'10.711 P	38.887	22.882	28.465	40.477	313.9

Run #	2	Front Tyre	Slick-Medium	Rear Tyre	Slick-Soft	Speed
		4 Laps at start		3 Laps at start		
7	10'11.125	37.933	22.369	27.404	29.857	
8	1'53.849	34.878	21.967	27.087	29.917	317.6
9	1'53.188	34.743	21.830	27.085	29.530	321.4
10	1'54.273	35.072	21.988	27.406	29.807	320.4
11	1'54.287	35.077	21.994	27.321	29.895	320.4
12	1'53.907	34.916	22.044	27.249	29.698	318.5

10th 36 **Joan MIR** HONDA SPA
Honda HRC Castrol

Runs=2 Total laps=12 Full laps=9 Valid laps=9

Run #	1	Front Tyre	Slick-Medium	Rear Tyre	Slick-Soft	Speed
		6 Laps at start		3 Laps at start		
1	2'20.430	37.553	22.935	27.936	30.228	
2	1'54.296	35.156	21.996	27.309	29.835	319.5
3	1'53.531	34.829	21.865	27.123	29.714	321.4
4	1'57.060	34.709	23.954	28.591	29.806	322.3
5	1'53.420	34.748	21.854	27.179	29.639	319.5
6	2'12.493 P	34.820	25.588	30.576	41.509	319.5

Run #	2	Front Tyre	Slick-Medium	Rear Tyre	Slick-Medium	Speed
		2 Laps at start		New Tyre		
7	9'16.273	37.195	22.719	28.104	29.909	
8	1'53.190	34.812	21.822	26.934	29.622	318.5
9	1'54.354	34.861	21.851	27.707	29.935	319.5
10	1'53.374	34.746	21.789	27.166	29.673	318.5
11	1'53.698	34.876	21.877	27.137	29.808	320.4
12	2'05.284	40.437	24.212	29.219	31.416	318.5

Fastest Lap: Raul FERNANDEZ SPA SuperFile Trackhouse MotoGP Team **1'52.050** 34.369 21.558 26.788 29.335

These data/results cannot be reproduced, stored and/or transmitted in whole or in part by any manner of electronic, mechanical, photocopying, recording, broadcasting or otherwise now known or herein after developed without the previous express consent by the copyright owner, except for reproduction in daily press and regular printed publications on sale to the public within 60 days of the event related to those data/results and always provided that copyright symbol appears together as follows below.

© MotoGP Sports Entertainment Group, 2026

Official MotoGP Timing by TISSOT

www.motogp.com

Brno, Saturday, June 20, 2026

Page 2 of 5



Free Practice Nr. 2

MotoGP™

Lap	Lap Time	T1	T2	T3	T4	Speed
11th	20	Fabio QUARTARARO		YAMAHA		FRA
Monster Energy Yamaha MotoGP Team						
Runs=2		Total laps=13		Full laps=9		Valid laps=9
Run #	1	Front Tyre	Slick-Medium	Rear Tyre	Slick-Soft	
			8 Laps at start		4 Laps at start	
1	3'08.865	39.073	23.625	28.783	31.314	
2	1'55.091	35.356	22.220	27.432	30.083	312.1
3	1'54.077	35.099	22.030	27.185	29.763	314.8
4	1'53.851	34.876	21.949	27.224	29.802	314.8
5	2'07.424	41.891	25.743	28.926	30.864	313.9
6	2'02.022	34.926	22.687	32.900	31.509	313.9
7	1'53.638	34.891	21.923	27.170	29.654	314.8
8	2'11.250 P	38.280	24.097	28.848	40.025	314.8
Run #	2	Front Tyre	Slick-Medium	Rear Tyre	Slick-Soft	
			7 Laps at start		3 Laps at start	
9	7'01.379	37.939	22.570	27.819	29.982	
10	1'53.256	34.790	21.823	27.023	29.620	316.7
11	1'53.383	34.696	21.884	27.110	29.693	317.6
12	1'53.467	34.768	21.858	27.107	29.734	319.5
13	2'17.409 P	40.488	25.784	30.584	40.553	315.7

12th	21	Franco MORBIDELLI		DUCATI		ITA
Pertamina Enduro VR46 Racing Team						
Runs=2		Total laps=12		Full laps=8		Valid laps=8
Run #	1	Front Tyre	Slick-Medium	Rear Tyre	Slick-Soft	
			8 Laps at start		3 Laps at start	
1	2'07.878	40.403	23.322	28.437	30.397	
2	1'54.805	35.127	22.083	27.658	29.937	310.3
3	1'55.829	36.127	22.317	27.487	29.898	320.4
4	1'53.717	34.754	21.965	27.204	29.794	320.4
5	1'54.235	34.963	22.175	27.385	29.712	319.5
6	2'04.974 P	35.062	22.317	27.310	40.285	319.5
Run #	2	Front Tyre	Slick-Medium	Rear Tyre	Slick-Medium	
			7 Laps at start		12 Laps at start	
7	8'47.987	40.444	24.207	28.178	30.284	
8	1'53.733	34.902	21.970	27.202	29.659	318.5
9	1'53.395	34.700	21.876	27.151	29.668	319.5
10	1'53.844	34.893	21.970	27.212	29.769	320.4
11	1'54.015	34.896	22.041	27.320	29.758	320.4
12	2'19.844 P	41.336	25.231	31.051	42.226	311.2

13th	10	Luca MARINI		HONDA		ITA
Honda HRC Castrol						
Runs=2		Total laps=12		Full laps=8		Valid laps=8
Run #	1	Front Tyre	Slick-Medium	Rear Tyre	Slick-Soft	
			8 Laps at start		4 Laps at start	
1	2'17.461	39.015	23.613	28.691	30.712	
2	1'54.717	35.348	21.992	27.372	30.005	318.5
3	1'53.822	34.903	21.956	27.260	29.703	318.5
4	1'53.785	34.843	21.914	27.258	29.770	320.4
5	1'53.687	34.838	21.900	27.238	29.711	319.5
6	2'13.278 P	37.759	24.755	29.613	41.151	307.6
Run #	2	Front Tyre	Slick-Medium	Rear Tyre	Slick-Soft	
			14 Laps at start		10 Laps at start	
7	7'19.103	38.560	23.088	28.116	30.414	

Lap	Lap Time	T1	T2	T3	T4	Speed
8	1'53.948	35.055	21.980	27.157	29.756	318.5
9	1'53.915	35.086	21.923	27.186	29.720	319.5
10	1'53.444	34.803	21.838	27.125	29.678	317.6
11	1'53.510	34.792	21.898	27.167	29.653	319.5
12	2'17.565 P	38.599	25.983	29.575	43.408	314.8
14th	89	Jorge MARTIN		APRILIA		SPA
Aprilia Racing						
Runs=2		Total laps=12		Full laps=8		Valid laps=8
Run #	1	Front Tyre	Slick-Medium	Rear Tyre	Slick-Medium	
			7 Laps at start		New Tyre	
1	2'08.988	37.593	22.562	28.724	30.329	
2	1'53.908	34.926	21.915	27.157	29.910	323.3
3	1'53.781	34.968	21.904	27.177	29.732	313.9
4	1'56.848	35.040	24.320	27.345	30.143	316.7
5	1'53.603	34.836	21.953	27.203	29.611	322.3
6	2'10.557 P	34.856	24.406	31.364	39.931	318.5
Run #	2	Front Tyre	Slick-Medium	Rear Tyre	Slick-Soft	
			13 Laps at start		4 Laps at start	
7	6'50.843	37.980	22.315	27.659	30.030	
8	1'53.486	34.817	21.948	27.149	29.572	319.5
9	1'53.445	34.705	21.970	27.204	29.566	318.5
10	2'00.160	37.504	24.673	27.888	30.095	318.5
11	1'54.252	34.727	21.987	27.029	30.509	317.6
12	2'11.985 P	34.742	24.117	30.756	42.370	319.5

15th	73	Alex MARQUEZ		DUCATI		SPA
BK8 Gresini Racing MotoGP						
Runs=2		Total laps=11		Full laps=7		Valid laps=6
Run #	1	Front Tyre	Slick-Medium	Rear Tyre	Slick-Soft	
			New Tyre		New Tyre	
1	2'31.543	39.185	24.151	31.408	30.578	
2	1'54.421	35.066	22.273	27.297	29.785	321.4
3	1'53.464	34.656	21.911	27.193	29.704	320.4
4	1'59.342 *	34.773 *	21.985	29.698	32.886	322.3
5	1'54.213	34.913	21.987	27.147	30.166	321.4
6	1'53.856	34.802	22.036	27.226	29.792	321.4
7	2'11.451 P	37.660	23.749	29.783	40.259	321.4
Run #	2	Front Tyre	Slick-Medium	Rear Tyre	Slick-Soft	
			7 Laps at start		7 Laps at start	
8	9'39.580	39.703	22.980	28.237	30.469	
9	1'54.193	35.021	22.093	27.237	29.842	319.5
10	2'00.354	37.492	23.652	28.909	30.301	320.4
11	2'10.892 P	34.799	25.347	29.940	40.806	323.3

16th	63	Francesco BAGNAIA		DUCATI		ITA
Ducati Lenovo Team						
Runs=2		Total laps=10		Full laps=7		Valid laps=7
Run #	1	Front Tyre	Slick-Medium	Rear Tyre	Slick-Soft	
			8 Laps at start		4 Laps at start	
1	2'07.391	37.292	22.722	27.889	30.205	
2	1'54.069	34.949	21.986	27.185	29.949	324.3
3	1'53.752	34.849	21.957	27.216	29.730	323.3
4	1'54.110	34.862	21.996	27.263	29.989	325.3
5	2'02.130	37.699	26.842	27.617	29.972	325.3
6	2'06.591 P	34.759	22.056	29.686	40.090	323.3

Fastest Lap: Raul FERNANDEZ SPA SuperFile Trackhouse MotoGP Team **1'52.050** 34.369 21.558 26.788 29.335

These data/results cannot be reproduced, stored and/or transmitted in whole or in part by any manner of electronic, mechanical, photocopying, recording, broadcasting or otherwise now known or herein after developed without the previous express consent by the copyright owner, except for reproduction in daily press and regular printed publications on sale to the public within 60 days of the event related to those data/results and always provided that copyright symbol appears together as follows below.

© MotoGP Sports Entertainment Group, 2026

Official MotoGP Timing by  TISSOT

www.motogp.com

Brno, Saturday, June 20, 2026

Page 3 of 5



Free Practice Nr. 2

MotoGP™

Lap	Lap Time	T1	T2	T3	T4	Speed
Run #	2	Front Tyre	Slick-Medium	Rear Tyre	Slick-Soft	
		14 Laps at start		10 Laps at start		
7	12'17.842	42.023	22.323	27.447	29.813	
8	1'53.492	34.787	21.898	27.155	29.652	322.3
9	1'53.684	34.753	22.013	27.154	29.764	323.3
10	2'03.728	39.273	24.764	28.699	30.992	324.3

17th **7** **Toprak RAZGATLIOGLU** YAMAHA TUR
 Prima Pramac Yamaha MotoGP
 Runs=2 Total laps=12 Full laps=9 Valid laps=8

Run #	1	Front Tyre	Slick-Medium	Rear Tyre	Slick-Soft	
		10 Laps at start		5 Laps at start		
1	2'05.135	37.679	22.714	27.889	30.382	
2	1'54.492	35.109	22.141	27.368	29.874	318.5
3	1'55.156	34.978	22.075	28.029	30.074	318.5
4	1'53.846	34.751	21.976	27.331	29.788	320.4
5	1'53.690	34.844	21.924	27.259	29.663	316.7
6	2'06.676	P 35.179	23.553	28.046	39.898	316.7

Run #	2	Front Tyre	Slick-Medium	Rear Tyre	Slick-Soft	
		8 Laps at start		4 Laps at start		
7	8'36.297	40.830	22.892	28.104	29.976	
8	1'53.779	34.880	22.028	27.228	29.643	313.9
9	1'57.060	36.318	23.534	27.433	29.775	313.9
10	1'53.496	34.800	21.904	27.204	29.588	319.5
11	1'56.526	37.258	22.071	27.366	29.831	320.4
12	1'54.003	* 34.911	22.032	27.313	29.747	* 318.5

18th **23** **Enea BASTIANINI** KTM ITA
 Red Bull KTM Tech3
 Runs=2 Total laps=11 Full laps=7 Valid laps=5

Run #	1	Front Tyre	Slick-Medium	Rear Tyre	Slick-Medium	
		4 Laps at start		7 Laps at start		
1	2'04.707	38.063	22.986	27.948	30.341	
2	1'54.523	35.108	22.153	27.254	30.008	320.4
3	1'57.170	38.051	22.134	27.279	29.706	320.4
4	1'53.563	34.791	21.923	27.170	29.679	325.3
5	1'53.761	34.765	22.103	27.151	29.742	324.3
6	2'08.486	P 37.126	23.788	27.395	40.177	320.4

Run #	2	Front Tyre	Slick-Medium	Rear Tyre	Slick-Soft	
		4 Laps at start		4 Laps at start		
7	9'21.736	37.575	22.697	27.578	30.079	
8	1'54.089	* 34.963	* 22.018	27.217	29.891	320.4
9	1'53.757	34.746	22.081	27.209	29.721	319.5
10	1'53.888	* 34.742	22.018	27.330	29.798	* 323.3
11	2'07.443	P 36.309	22.741	27.980	40.413	320.4

19th **33** **Brad BINDER** KTM RSA
 Red Bull KTM Factory Racing
 Runs=2 Total laps=12 Full laps=8 Valid laps=8

Run #	1	Front Tyre	Slick-Medium	Rear Tyre	Slick-Medium	
		4 Laps at start		6 Laps at start		
1	2'09.367	38.350	22.850	27.852	30.384	
2	1'54.457	35.072	22.064	27.346	29.975	323.3
3	1'56.132	35.012	22.553	28.662	29.905	319.5
4	1'53.649	34.633	21.942	27.182	29.892	324.3
5	2'03.700	P 34.949	22.175	27.374	39.202	319.5

Lap	Lap Time	T1	T2	T3	T4	Speed
Run #	2	Front Tyre	Slick-Medium	Rear Tyre	Slick-Medium	
		9 Laps at start		11 Laps at start		
6	8'29.165	39.377	22.746	27.810	30.746	
7	1'54.976	35.311	22.251	27.455	29.959	320.4
8	1'54.629	35.067	21.986	27.440	30.136	319.5
9	1'54.345	34.961	22.098	27.387	29.899	319.5
10	1'56.032	34.967	22.087	27.230	31.748	320.4
11	1'54.122	34.928	21.993	27.346	29.855	319.5
12	2'11.816	P 37.001	26.032	28.273	40.510	322.3

20th **43** **Jack MILLER** YAMAHA AUS
 Prima Pramac Yamaha MotoGP
 Runs=2 Total laps=11 Full laps=7 Valid laps=7

Run #	1	Front Tyre	Slick-Medium	Rear Tyre	Slick-Medium	
		7 Laps at start		New Tyre		
1	2'10.509	37.760	22.858	27.823	30.338	
2	2'02.562	36.110	22.563	31.291	32.598	318.5
3	1'54.120	35.154	22.075	27.177	29.714	316.7
4	1'54.119	34.908	22.070	27.261	29.880	318.5
5	2'02.928	37.245	26.579	29.176	29.928	316.7
6	1'54.137	35.065	22.002	27.191	29.879	317.6
7	2'15.987	P 39.980	25.337	29.417	41.253	314.8

Run #	2	Front Tyre	Slick-Medium	Rear Tyre	Slick-Soft	
		14 Laps at start		4 Laps at start		
8	7'53.366	41.145	23.105	27.617	29.845	
9	1'53.815	34.886	21.954	27.343	29.632	315.7
10	1'54.099	34.953	22.083	27.268	29.795	317.6
11	2'15.823	P 38.851	25.537	29.084	42.351	315.7

21st **42** **Alex RINS** YAMAHA SPA
 Monster Energy Yamaha MotoGP Team
 Runs=1 Total laps=8 Full laps=6 Valid laps=6

Run #	1	Front Tyre	Slick-Medium	Rear Tyre	Slick-Soft	
		2 Laps at start		2 Laps at start		
1	2'01.167	37.784	22.685	27.662	30.168	
2	1'54.254	35.002	22.021	27.301	29.930	317.6
3	1'54.148	34.891	22.000	27.188	30.069	317.6
4	1'53.979	34.926	22.000	27.226	29.827	317.6
5	1'54.239	34.942	22.027	27.330	29.940	317.6
6	1'54.156	34.949	22.012	27.226	29.969	316.7
7	1'54.322	34.902	22.090	27.421	29.909	318.5
8	2'15.641	P 38.847	25.751	29.929	41.114	316.7

22nd **35** **Cal CRUTCHLOW** HONDA GBR
 Castrol Honda LCR
 Runs=2 Total laps=11 Full laps=7 Valid laps=7

Run #	1	Front Tyre	Slick-Medium	Rear Tyre	Slick-Soft	
		7 Laps at start		4 Laps at start		
1	2'51.872	41.803	23.972	30.954	30.741	
2	1'56.946	35.494	22.458	28.184	30.810	316.7
3	1'58.313	35.468	23.940	28.339	30.566	316.7
4	1'55.091	35.260	22.148	27.533	30.150	315.7
5	1'54.826	35.223	22.174	27.437	29.992	317.6
6	2'12.103	P 38.768	23.636	29.153	40.546	316.7

Fastest Lap: Raul FERNANDEZ SPA SuperFile Trackhouse MotoGP Team 1'52.050 34.369 21.558 26.788 29.335

These data/results cannot be reproduced, stored and/or transmitted in whole or in part by any manner of electronic, mechanical, photocopying, recording, broadcasting or otherwise now known or herein after developed without the previous express consent by the copyright owner, except for reproduction in daily press and regular printed publications on sale to the public within 60 days of the event related to those data/results and always provided that copyright symbol appears together as follows below.

© MotoGP Sports Entertainment Group, 2026

Official MotoGP Timing by **TISSOT**

www.motogp.com

Brno, Saturday, June 20, 2026

Page 4 of 5



Free Practice Nr. 2

MotoGP™

Lap	Lap Time	T1	T2	T3	T4	Speed	Lap	Lap Time	T1	T2	T3	T4	Speed
Run #	2	Front Tyre	Slick-Medium	Rear Tyre	Slick-Soft								
		12 Laps at start			3 Laps at start								
7	9'06.207	42.054	27.273	31.424	30.991								
8	2'02.807	41.203	22.840	28.221	30.543	313.9							
9	1'54.723	35.139	22.192	27.462	29.930	317.6							
10	1'54.924	35.492	22.119	27.395	29.918	316.7							
11	2'11.942 P	35.303	22.185	29.846	44.608	317.6							

Fastest Lap:	Raul FERNANDEZ	SPA SuperFile Trackhouse MotoGP Team	1'52.050	34.369	21.558	26.788	29.335
---------------------	----------------	--------------------------------------	-----------------	--------	--------	--------	--------

These data/results cannot be reproduced, stored and/or transmitted in whole or in part by any manner of electronic, mechanical, photocopying, recording, broadcasting or otherwise now known or herein after developed without the previous express consent by the copyright owner, except for reproduction in daily press and regular printed publications on sale to the public within 60 days of the event related to those data/results and always provided that copyright symbol appears together as follows below.

© MotoGP Sports Entertainment Group, 2026

Official MotoGP Timing by  TISSOT

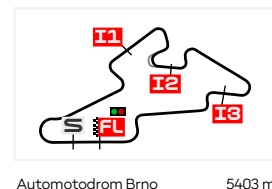
www.motogp.com

Brno, Saturday, June 20, 2026

COMBINED PRACTICE TIMES

MONSTER ENERGY GRAND PRIX OF CZECHIA

FREE PRACTICE NR. 2



#	Rider	Nation	Team	Motorcycle	FP1	FP2	Gap
1	25 R.FERNANDEZ	SPA	SuperFile Trackhouse MotoGP Team	APRILIA	1'53.513 14	1'52.050 8	
2	93 M.MARQUEZ	SPA	Ducati Lenovo Team	DUCATI	1'53.303 9	1'52.885 10	0.835 0.835
3	12 M.VIÑALES	SPA	Red Bull KTM Tech3	KTM	1'53.975 12	1'52.915 10	0.865 0.030
4	54 F.ALDEGUER	SPA	BK8 Gresini Racing MotoGP	DUCATI	1'53.779 10	1'53.012 7	0.962 0.097
5	79 A.OGURA	JPN	SuperFile Trackhouse MotoGP Team	APRILIA	1'53.621 16	1'53.021 13	0.971 0.009
6	37 P.ACOSTA	SPA	Red Bull KTM Factory Racing	KTM	1'53.821 14	1'53.043 9	0.993 0.022
7	49 F.DI GIANNANTON	ITA	Pertamina Enduro VR46 Racing Team	DUCATI	1'53.787 14	1'53.084 11	1.034 0.041
8	72 M.BEZZECCHI	ITA	Aprilia Racing	APRILIA	1'54.194 9	1'53.103 9	1.053 0.019
9	11 D.MOREIRA	BRA	Pro Honda LCR	HONDA	1'54.688 9	1'53.188 9	1.138 0.085
10	36 J.MIR	SPA	Honda HRC Castrol	HONDA	1'53.523 14	1'53.190 8	1.140 0.002
11	20 F.QUARTARARO	FRA	Monster Energy Yamaha MotoGP Team	YAMAHA	1'53.503 15	1'53.256 10	1.206 0.066
12	21 F.MORBIDELLI	ITA	Pertamina Enduro VR46 Racing Team	DUCATI	1'54.175 14	1'53.395 9	1.345 0.139
13	10 L.MARINI	ITA	Honda HRC Castrol	HONDA	1'53.845 16	1'53.444 10	1.394 0.049
14	89 J.MARTIN	SPA	Aprilia Racing	APRILIA	1'54.015 13	1'53.445 9	1.395 0.001
15	73 A.MARQUEZ	SPA	BK8 Gresini Racing MotoGP	DUCATI	1'54.519 11	1'53.464 3	1.414 0.019
16	63 F.BAGNAIA	ITA	Ducati Lenovo Team	DUCATI	1'53.679 11	1'53.492 8	1.442 0.028
17	7 T.RAZGATLIOGLU	TUR	Prima Pramac Yamaha MotoGP	YAMAHA	1'53.926 14	1'53.496 10	1.446 0.004
18	23 E.BASTIANINI	ITA	Red Bull KTM Tech3	KTM	1'54.894 11	1'53.563 4	1.513 0.067
19	33 B.BINDER	RSA	Red Bull KTM Factory Racing	KTM	1'54.249 16	1'53.649 4	1.599 0.086
20	43 J.MILLER	AUS	Prima Pramac Yamaha MotoGP	YAMAHA	1'54.790 11	1'53.815 9	1.765 0.166
21	42 A.RINS	SPA	Monster Energy Yamaha MotoGP Team	YAMAHA	1'53.928 13	1'53.979 4	1.878 0.113
22	35 C.CRUTCHLOW	GBR	Castrol Honda LCR	HONDA	1'55.306 9	1'54.723 9	2.673 0.795

Pole Position Record:	2025	Francesco BAGNAIA	1'52.303	173.1 Km/h
Best Race Lap:	2025	Marc MARQUEZ	1'53.691	171.0 Km/h
All Time Lap Record:	2026	Ai OGURA	1'51.735	174.0 Km/h

The results are provisional until the end of the limit for protest and appeals.

Time limit for protest expires 60' after publication of the results - **Jindrich HRNECEK** Time: **10:53**

These data/results cannot be reproduced, stored and/or transmitted in whole or in part by any manner of electronic, mechanical, photocopying, recording, broadcasting or otherwise now known or herein after developed without the previous express consent by the copyright owner, except for reproduction in daily press and regular printed publications on sale to the public within 60 days of the event related to those data/results and always provided that copyright symbol appears together as follows below.

© MotoGP Sports Entertainment Group, 2026

Official MotoGP Timing by

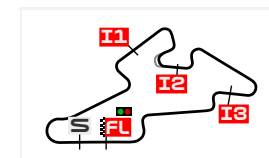
www.motogp.com

Brno, Saturday, June 20, 2026

BEST PARTIAL TIMES

MONSTER ENERGY GRAND PRIX OF CZECHIA

FREE PRACTICE NR. 2



Automotodrom Brno

5403 m.

IT Ideal Lap Time, sum of the best partial times

BT Best Lap Time

Pos	Rider	Time	Rider	Time	Rider	Time	Rider	Time	Pos	Rider	IT	BT	
1	R.FERNANDEZ	34.369	R.FERNANDEZ	21.558	R.FERNANDEZ	26.788	R.FERNANDEZ	29.335	1	R.FERNANDEZ	1'52.050	1'52.050	(1)
2	M.VIÑALES	34.476	M.MARQUEZ	21.755	J.MIR	26.934	M.MARQUEZ	29.472	2	M.MARQUEZ	1'52.834	1'52.885	(2)
3	A.OGURA	34.505	A.OGURA	21.781	M.BEZZECCHI	26.971	M.VIÑALES	29.497	3	M.VIÑALES	1'52.852	1'52.915	(3)
4	M.MARQUEZ	34.569	J.MIR	21.789	F.ALDEGUER	26.976	F.ALDEGUER	29.528	4	A.OGURA	1'52.908	1'53.021	(5)
5	F.DI GIANNANT	34.577	M.BEZZECCHI	21.800	F.DI GIANNANT	26.993	D.MOREIRA	29.530	5	P.ACOSTA	1'52.939	1'53.043	(6)
6	P.ACOSTA	34.579	P.ACOSTA	21.806	P.ACOSTA	27.020	P.ACOSTA	29.534	6	M.BEZZECCHI	1'52.946	1'53.103	(8)
7	F.ALDEGUER	34.591	M.VIÑALES	21.811	F.QUARTARARO	27.023	M.BEZZECCHI	29.562	7	F.ALDEGUER	1'52.955	1'53.012	(4)
8	M.BEZZECCHI	34.613	F.QUARTARAR	21.823	J.MARTIN	27.029	J.MARTIN	29.566	8	F.DI GIANNANTONI	1'52.979	1'53.084	(7)
9	B.BINDER	34.633	D.MOREIRA	21.830	M.MARQUEZ	27.038	F.DI GIANNANT	29.567	9	J.MIR	1'53.054	1'53.190	(10)
10	A.MARQUEZ	34.656	L.MARINI	21.838	A.OGURA	27.047	A.OGURA	29.575	10	F.QUARTARARO	1'53.162	1'53.256	(11)
11	F.QUARTARARO	34.696	F.DI GIANNANT	21.842	M.VIÑALES	27.068	T.RAZGATLIOG	29.588	11	D.MOREIRA	1'53.188	1'53.188	(9)
12	F.MORBIDELLI	34.700	F.ALDEGUER	21.860	D.MOREIRA	27.085	F.QUARTARAR	29.620	12	J.MARTIN	1'53.204	1'53.445	(14)
13	J.MARTIN	34.705	F.MORBIDELLI	21.876	L.MARINI	27.125	J.MIR	29.622	13	F.MORBIDELLI	1'53.386	1'53.395	(12)
14	J.MIR	34.709	F.BAGNAIA	21.898	A.MARQUEZ	27.147	J.MILLER	29.632	14	L.MARINI	1'53.408	1'53.444	(13)
15	E.BASTIANINI	34.742	T.RAZGATLIOG	21.904	F.MORBIDELLI	27.151	F.BAGNAIA	29.652	15	A.MARQUEZ	1'53.418	1'53.464	(15)
16	D.MOREIRA	34.743	J.MARTIN	21.904	E.BASTIANINI	27.151	L.MARINI	29.653	16	T.RAZGATLIOGLU	1'53.447	1'53.496	(17)
17	T.RAZGATLIOG	34.751	A.MARQUEZ	21.911	F.BAGNAIA	27.154	F.MORBIDELLI	29.659	17	F.BAGNAIA	1'53.457	1'53.492	(16)
18	F.BAGNAIA	34.753	E.BASTIANINI	21.923	J.MILLER	27.177	E.BASTIANINI	29.679	18	E.BASTIANINI	1'53.495	1'53.563	(18)
19	L.MARINI	34.792	B.BINDER	21.942	B.BINDER	27.182	A.MARQUEZ	29.704	19	B.BINDER	1'53.612	1'53.649	(19)
20	J.MILLER	34.886	J.MILLER	21.954	A.RINS	27.188	A.RINS	29.827	20	J.MILLER	1'53.649	1'53.815	(20)
21	A.RINS	34.891	A.RINS	22.000	T.RAZGATLIOG	27.204	B.BINDER	29.855	21	A.RINS	1'53.906	1'53.979	(21)
22	C.CRUTCHLOW	35.139	C.CRUTCHLOW	22.119	C.CRUTCHLOW	27.395	C.CRUTCHLOW	29.918	22	C.CRUTCHLOW	1'54.571	1'54.723	(22)

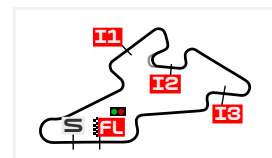
These data/results cannot be reproduced, stored and/or transmitted in whole or in part by any manner of electronic, mechanical, photocopying, recording, broadcasting or otherwise now known or herein after developed without the previous express consent by the copyright owner, except for reproduction in daily press and regular printed publications on sale to the public within 60 days of the event related to those data/results and always provided that copyright symbol appears together as follows below.

© MotoGP Sports Entertainment Group, 2026

FASTEST LAPS SEQUENCE

MONSTER ENERGY GRAND PRIX OF CZECHIA

FREE PRACTICE NR. 2




Automotodrom Brno

5403 m.

Practice Time	#	Rider	Nation	Motorcycle	Time	Km/h	Rider's Lap
3'55.189	12	Maverick VIÑALES	SPA	KTM	1'54.705	169.5	2
3'55.421	42	Alex RINS	SPA	YAMAHA	1'54.254	170.2	2
4'00.928	49	Fabio DI GIANNANTONI	ITA	DUCATI	1'53.937	170.7	2
4'02.896	89	Jorge MARTIN	SPA	APRILIA	1'53.908	170.7	2
4'23.375	25	Raul FERNANDEZ	SPA	APRILIA	1'53.520	171.3	2
6'04.884	79	Ai OGURA	JPN	APRILIA	1'53.403	171.5	3
6'16.485	25	Raul FERNANDEZ	SPA	APRILIA	1'53.110	171.9	3
6'24.775	93	Marc MARQUEZ	SPA	DUCATI	1'53.055	172.0	3
8'09.416	25	Raul FERNANDEZ	SPA	APRILIA	1'52.931	172.2	4
26'52.541	93	Marc MARQUEZ	SPA	DUCATI	1'52.885	172.3	10
28'18.621	25	Raul FERNANDEZ	SPA	APRILIA	1'52.050	173.5	8

These data/results cannot be reproduced, stored and/or transmitted in whole or in part by any manner of electronic, mechanical, photocopying, recording, broadcasting or otherwise now known or herein after developed without the previous express consent by the copyright owner, except for reproduction in daily press and regular printed publications on sale to the public within 60 days of the event related to those data/results and always provided that copyright symbol appears together as follows below.

© MotoGP Sports Entertainment Group, 2026

Official MotoGP Timing by  TISSOT
www.motogp.com

Brno, Saturday, June 20, 2026