

Automotodrom Brno 5403 m.

# CLASSIFICATION

## MONSTER ENERGY GRAND PRIX OF CZECHIA FREE PRACTICE NR. 1

#	Rider	Nation	Team	Motorcycle	Time	Lap Total	Gap	T. Speed
1	13 <b>Hakim DANISH</b>	MAL	AEON Credit - MT Helmets - MSI	KTM	<b>2'04.938</b>	13 14		<b>225.9</b>
2	22 <b>David ALMANSA</b>	SPA	Liqui Moly Dynavolt Intact GP	KTM	<b>2'05.246</b>	12 13	0.308 0.308	<b>226.4</b>
3	83 <b>Alvaro CARPE</b>	SPA	Red Bull KTM Ajo	KTM	<b>2'05.459</b>	12 14	0.521 0.213	<b>226.8</b>
4	66 <b>Joel KELSO</b>	AUS	GRYD Racing	HONDA	<b>2'05.732</b>	13 13	0.794 0.273	<b>227.3</b>
5	28 <b>Maximo QUILES</b>	SPA	CFMOTO Gaviota Aspar Team	KTM	<b>2'05.736</b>	12 13	0.798 0.004	<b>226.4</b>
6	78 <b>Joel ESTEBAN</b>	SPA	LEVEL UP - MTA	KTM	<b>2'05.795</b>	11 13	0.857 0.059	<b>229.7</b>
7	67 <b>Casey O'GORMAN</b>	IRL	SIC58 Squadra Corse	HONDA	<b>2'05.905</b>	14 14	0.967 0.110	<b>225.9</b>
8	19 <b>Scott OGDEN</b>	GBR	CIP Green Power	KTM	<b>2'06.004</b>	14 15	1.066 0.099	<b>225.9</b>
9	97 <b>Marco MORELLI</b>	ARG	CFMOTO Gaviota Aspar Team	KTM	<b>2'06.031</b>	16 17	1.093 0.027	<b>229.2</b>
10	31 <b>Adrian FERNANDEZ</b>	SPA	Leopard Racing	HONDA	<b>2'06.145</b>	14 15	1.207 0.114	<b>225.4</b>
11	54 <b>Jesus RIOS</b>	SPA	Rivacold Snipers Team	HONDA	<b>2'06.285</b>	10 15	1.347 0.140	<b>225.9</b>
12	51 <b>Brian URIARTE</b>	SPA	Red Bull KTM Ajo	KTM	<b>2'06.332</b>	12 14	1.394 0.047	<b>225.9</b>
13	11 <b>Adrian CRUCES</b>	SPA	CIP Green Power	KTM	<b>2'06.717</b>	12 14	1.779 0.385	<b>230.2</b>
14	21 <b>Ruche MOODLEY</b>	RSA	CODE Motorsports	KTM	<b>2'06.733</b>	14 14	1.795 0.016	<b>227.3</b>
15	73 <b>Valentin PERRONE</b>	ARG	Red Bull KTM Tech3	KTM	<b>2'06.751</b>	12 14	1.813 0.018	<b>228.3</b>
16	6 <b>Ryusei YAMANAKA</b>	JPN	AEON Credit - MT Helmets - MSI	KTM	<b>2'06.760</b>	13 13	1.822 0.009	<b>224.5</b>
17	88 <b>Marcos URIARTE</b>	SPA	Liqui Moly Dynavolt Intact GP	KTM	<b>2'06.999</b>	7 14	2.061 0.239	<b>225.4</b>
18	14 <b>Cormac BUCHANAN</b>	NZE	CODE Motorsports	KTM	<b>2'07.139</b>	13 14	2.201 0.140	<b>225.0</b>
19	8 <b>Eddie O'SHEA</b>	GBR	GRYD Racing	HONDA	<b>2'07.182</b>	11 13	2.244 0.043	<b>227.3</b>
20	27 <b>Rico SALMELA</b>	FIN	Red Bull KTM Tech3	KTM	<b>2'07.320</b>	5 10	2.382 0.138	<b>230.7</b>
21	18 <b>Matteo BERTELLE</b>	ITA	LEVEL UP - MTA	KTM	<b>2'07.501</b>	5 7	2.563 0.181	<b>228.8</b>
22	9 <b>Veda PRATAMA</b>	INA	Honda Team Asia	HONDA	<b>2'07.544</b>	11 13	2.606 0.043	<b>225.4</b>
23	5 <b>Leo RAMMERSTORFER</b>	AUT	SIC58 Squadra Corse	HONDA	<b>2'07.552</b>	16 17	2.614 0.008	<b>224.5</b>
24	32 <b>Zen MITANI</b>	JPN	Honda Team Asia	HONDA	<b>2'07.555</b>	13 13	2.617 0.003	<b>223.6</b>
25	10 <b>Nicola CARRARO</b>	ITA	Rivacold Snipers Team	HONDA	<b>2'07.690</b>	9 12	2.752 0.135	<b>224.5</b>
26	94 <b>Guido PINI</b>	ITA	Leopard Racing	HONDA	<b>2'07.888</b>	3 3	2.950 0.198	<b>225.9</b>

Practice condition: Dry

Air: 25°

Humidity: 57%

Ground: 31°

<b>Fastest Lap:</b>	Lap: 13	<b>Hakim DANISH</b>	<b>2'04.938</b>	155.6 Km/h
<b>Best Race Lap:</b>	2025	<b>Jose Antonio RUEDA</b>	<b>2'05.454</b>	155.0 Km/h
<b>All-Time Lap Record:</b>	2026	<b>Hakim DANISH</b>	<b>2'04.938</b>	155.6 Km/h

The results are provisional until the end of the limit for protest and appeals.

Time limit for protest expires 60' after publication of the results - ..... Time: **09:50**

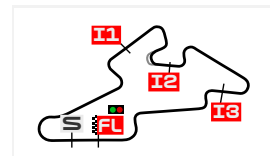
These data/results cannot be reproduced, stored and/or transmitted in whole or in part by any manner of electronic, mechanical, photocopying, recording, broadcasting or otherwise now known or herein after developed without the previous express consent by the copyright owner, except for reproduction in daily press and regular printed publications on sale to the public within 60 days of the event related to those data/results and always provided that copyright symbol appears together as follows below.

© MotoGP Sports Entertainment Group, 2026

Official MotoGP Timing by

www.motogp.com

Brno, Friday, June 19, 2026



Automotodrom Brno

5403 m.

# TOP SPEED & AVERAGE

## MONSTER ENERGY GRAND PRIX OF CZECHIA

### FREE PRACTICE NR. 1

#	Rider	Nation	Motorcycle	Top 5 speeds					Average	Top
27	Rico SALMELA	FIN	KTM	230.7	229.2	228.3	227.3	226.8	228.5	<b>230.7</b>
11	Adrian CRUCES	SPA	KTM	230.2	228.8	228.3	227.3	226.8	228.3	<b>230.2</b>
78	Joel ESTEBAN	SPA	KTM	229.7	228.3	226.8	225.9	225.0	227.1	<b>229.7</b>
97	Marco MORELLI	ARG	KTM	229.2	226.8	226.8	226.4	226.4	227.1	<b>229.2</b>
18	Matteo BERTELLE	ITA	KTM	228.8	227.3	227.3	226.8	225.9	227.0	<b>228.8</b>
73	Valentin PERRONE	ARG	KTM	228.3	226.4	225.9	224.5	224.0	225.8	<b>228.3</b>
8	Eddie O'SHEA	GBR	HONDA	227.3	226.8	226.8	226.4	226.4	226.6	<b>227.3</b>
21	Ruche MOODLEY	RSA	KTM	227.3	227.3	227.3	225.9	225.4	226.4	<b>227.3</b>
66	Joel KELSO	AUS	HONDA	227.3	227.3	226.8	226.4	225.0	226.1	<b>227.3</b>
83	Alvaro CARPE	SPA	KTM	226.8	225.4	225.0	225.0	225.0	225.4	<b>226.8</b>
22	David ALMANSA	SPA	KTM	226.4	226.4	224.5	224.0	223.6	224.8	<b>226.4</b>
28	Maximo QUILES	SPA	KTM	226.4	226.4	225.9	225.9	225.4	225.8	<b>226.4</b>
13	Hakim DANISH	MAL	KTM	225.9	225.4	225.0	224.5	223.6	224.7	<b>225.9</b>
19	Scott OGDEN	GBR	KTM	225.9	225.0	223.1	222.6	222.6	223.6	<b>225.9</b>
51	Brian URIARTE	SPA	KTM	225.9	225.4	225.4	224.0	224.0	224.9	<b>225.9</b>
54	Jesus RIOS	SPA	HONDA	225.9	225.9	225.4	225.0	224.0	225.2	<b>225.9</b>
67	Casey O'GORMAN	IRL	HONDA	225.9	225.4	225.0	224.5	224.5	225.1	<b>225.9</b>
94	Guido PINI	ITA	HONDA	225.9	224.5	222.2			224.2	<b>225.9</b>
9	Veda PRATAMA	INA	HONDA	225.4	223.6	223.6	223.1	223.1	223.7	<b>225.4</b>
31	Adrian FERNANDEZ	SPA	HONDA	225.4	225.0	224.5	224.5	224.0	224.6	<b>225.4</b>
88	Marcos URIARTE	SPA	KTM	225.4	225.0	225.0	225.0	224.5	224.8	<b>225.4</b>
14	Cormac BUCHANAN	NZE	KTM	225.0	224.0	223.6	222.6	222.2	223.3	<b>225.0</b>
5	Leo RAMMERSTORFER	AUT	HONDA	224.5	223.6	223.6	223.1	223.1	223.5	<b>224.5</b>
6	Ryusei YAMANAKA	JPN	KTM	224.5	224.5	224.0	223.6	223.6	224.0	<b>224.5</b>
10	Nicola CARRARO	ITA	HONDA	224.5	224.0	223.6	223.6	222.6	223.7	<b>224.5</b>
32	Zen MITANI	JPN	HONDA	223.6	222.2	221.7	220.8	220.4	221.5	<b>223.6</b>

These data/results cannot be reproduced, stored and/or transmitted in whole or in part by any manner of electronic, mechanical, photocopying, recording, broadcasting or otherwise now known or herein after developed without the previous express consent by the copyright owner, except for reproduction in daily press and regular printed publications on sale to the public within 60 days of the event related to those data/results and always provided that copyright symbol appears together as follows below.

© MotoGP Sports Entertainment Group, 2026

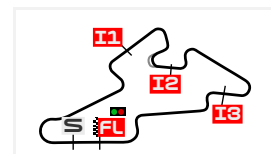
Official MotoGP Timing by [www.motogp.com](http://www.motogp.com)

Brno, Friday, June 19, 2026

# CHRONOLOGICAL ANALYSIS OF PERFORMANCES

## MONSTER ENERGY GRAND PRIX OF CZECHIA

### FREE PRACTICE NR. 1



Automotodrom Brno 5403 m.

\* Lap / Sector time cancelled  
P Crossing the finish line in pit lane

T1 Time from finish line to 1st intermediate  
T2 Time from 1st intermed. to 2nd intermed.

T3 Time from 2nd intermed. to 3rd intermed.  
T4 Time from 3rd intermediate to finish line

Lap	Lap Time	T1	T2	T3	T4	Speed	Lap	Lap Time	T1	T2	T3	T4	Speed			
<b>1st</b>	<b>13</b>	<b>Hakim DANISH</b>					AEON Credit - MT Helm MAL									
		Runs=2	Total laps=14	Full laps=11	Valid laps=8											
1	2'31.244	42.901	24.932	31.635	34.412		9	2'18.559	P	40.058	23.705	30.131	44.665	225.0		
2	<b>2'09.239</b>	40.604	24.319	30.598	33.718	225.0	10	8'26.672	*	40.798	23.843	30.261	* 33.303			
3	2'08.010	*	40.020	24.203	30.535	33.252	*	224.5	11	<b>2'05.868</b>		39.367	23.595	29.822	33.084	224.5
4	<b>2'07.634</b>	39.733	24.063	30.365	33.473	223.6	12	<b>2'05.459</b>		39.388	<b>23.523</b>	<b>29.746</b>	<b>32.802</b>	224.5		
5	<b>2'06.800</b>	39.624	23.809	30.189	33.178	222.2	13	<b>2'06.190</b>		39.585	23.591	30.019	32.995	224.0		
6	<b>2'06.372</b>	39.438	23.642	30.250	33.042	223.1	14	2'07.359	*	39.691	23.681	30.858	* 33.129	* 224.0		
7	<b>2'06.260</b>	39.222	23.675	30.192	33.171	222.6										
8	2'07.607	*	39.954	23.866	30.066	33.721	*	225.9								
9	2'06.647	*	39.756	23.652	30.033	33.206	*	218.6								
10	2'20.693	P	40.146	24.441	30.387	45.719	220.4									
11	7'47.437		40.539	23.848	30.240	33.227										
12	<b>2'05.421</b>	39.196	<b>23.438</b>	29.775	33.012	222.2										
13	<b>2'04.938</b>	<b>39.077</b>	23.476	<b>29.647</b>	<b>32.738</b>	223.6										
14	<b>2'05.887</b>	39.194	23.495	30.002	33.196	225.4										
<b>4th</b>	<b>66</b>	<b>Joel KELSO</b>					GRYD Racing AUS									
		Runs=2	Total laps=13	Full laps=10	Valid laps=8											
1	2'34.055	43.106	25.045	31.265	34.508											
2	<b>2'08.970</b>	40.776	24.121	30.345	33.728	222.6										
3	<b>2'07.959</b>	40.064	23.978	30.235	33.682	223.6										
4	<b>2'07.385</b>	39.928	23.925	30.175	33.357	225.0										
5	<b>2'06.725</b>	39.785	23.690	30.157	33.093	225.0										
6	2'07.831	*	39.543	* 23.967	30.389	33.932	226.4									
7	<b>2'06.877</b>	39.511	23.902	30.174	33.290	<b>227.3</b>										
8	2'06.611	*	39.521	23.714	30.150	33.226	* 224.5									
9	2'22.459	P	39.838	24.155	31.109	47.357	226.8									
10	9'51.459		40.487	23.937	30.159	33.245										
11	<b>2'13.002</b>	39.650	25.475	34.718	33.159	223.6										
12	<b>2'06.028</b>	39.359	23.620	30.108	32.941	225.0										
13	<b>2'05.732</b>	<b>39.297</b>	<b>23.611</b>	<b>29.894</b>	<b>32.930</b>	227.3										
<b>5th</b>	<b>28</b>	<b>Maximo QUILES</b>					CFMOTO Gaviota Aspar SPA									
		Runs=2	Total laps=13	Full laps=10	Valid laps=5											
1	2'16.617	40.528	24.744	31.343	34.065											
2	<b>2'08.492</b>	40.254	24.232	30.410	33.596	225.4										
3	<b>2'07.461</b>	39.740	23.912	30.405	33.404	225.0										
4	2'06.789	*	39.624	23.890	30.154	33.121	* 225.4									
5	<b>2'06.244</b>	39.404	23.745	30.036	33.059	224.5										
6	<b>2'06.276</b>	39.388	23.770	30.139	32.979	<b>226.4</b>										
7	2'06.086	*	39.345	23.734	30.003	* 33.004	225.9									
8	2'06.130	*	39.233	* 23.669	30.003	33.225	226.4									
9	2'06.070	*	39.363	23.652	29.949	33.106	* 225.0									
10	2'19.598	P	40.434	24.047	30.307	44.810	222.6									
11	10'22.717		49.505	23.840	30.346	33.086										
12	<b>2'05.736</b>	<b>39.258</b>	<b>23.723</b>	<b>29.906</b>	<b>32.849</b>	225.4										
13	2'05.877	*	39.462	* <b>23.640</b>	<b>29.863</b>	32.912	225.9									
<b>6th</b>	<b>78</b>	<b>Joel ESTEBAN</b>					LEVEL UP - MTA SPA									
		Runs=2	Total laps=13	Full laps=10	Valid laps=8											
1	2'17.040	43.656	24.819	31.336	34.297											
2	<b>2'09.274</b>	40.457	24.237	30.673	33.907	224.5										

**Fastest Lap:** Hakim DANISH MAL AEON Credit - MT Helmets - MSI **2'04.938** 39.077 23.476 29.647 32.738

These data/results cannot be reproduced, stored and/or transmitted in whole or in part by any manner of electronic, mechanical, photocopying, recording, broadcasting or otherwise now known or herein after developed without the previous express consent by the copyright owner, except for reproduction in daily press and regular printed publications on sale to the public within 60 days of the event related to those data/results and always provided that copyright symbol appears together as follows below.

© MotoGP Sports Entertainment Group, 2026

Official MotoGP Timing by

www.motogp.com

Brno, Friday, June 19, 2026

## Free Practice Nr. 1

## Moto3™

Lap	Lap Time	T1	T2	T3	T4	Speed	Lap	Lap Time	T1	T2	T3	T4	Speed
3	2'08.821 *	40.480 *	24.188	30.515	33.638	223.6	7	<b>2'06.772</b>	39.446	23.846	30.206	33.274	226.4
4	<b>2'08.155</b>	40.100	24.048	30.372	33.635	226.8	8	2'06.575 *	39.528	23.739	29.995	33.313 *	229.2
5	<b>2'07.495</b>	39.709	23.998	30.304	33.484	228.3	9	2'06.462 *	39.579	23.770	30.025	33.088 *	226.8
6	<b>2'07.876</b>	39.909	24.089	30.308	33.570	229.7	10	<b>2'06.180</b>	39.496	23.764	30.030	32.890	224.5
7	<b>2'07.796</b>	40.017	23.947	30.391	33.441	222.6	11	<b>2'06.495</b>	39.667	23.721	30.030	33.077	225.0
8	2'20.048 P	40.476 *	23.892	30.591	45.089	222.2	12	<b>2'06.789</b>	39.673	23.828	30.219	33.069	223.6
9	9'08.736	40.682	23.945	30.162	33.315		13	<b>2'06.807</b>	39.630	23.896	30.182	33.099	222.2
10	<b>2'06.123</b>	39.510	23.698	29.977	32.938	223.6	14	2'06.433 *	39.629 *	23.763	30.030	33.011	222.6
11	<b>2'05.795</b>	39.454	23.578	29.928	32.835	223.6	15	<b>2'06.179</b>	39.565	23.703	30.047	32.864	222.6
12	<b>2'06.590</b>	39.429	23.720	30.233	33.208	225.9	16	<b>2'06.031</b>	39.391	23.690	29.958	32.992	224.5
13	2'06.559 *	39.656	23.655	30.141 *	33.107	225.0	17	<b>2'12.736</b>	42.342	25.110	31.467	33.817	220.8

7th	67	Casey O'GORMAN	SIC58 Squadra Corse	IRL		
Runs=2	Total laps=14	Full laps=11	Valid laps=8			
1	2'29.081	44.699	25.668	31.769	34.789	
2	<b>2'09.839</b>	40.558	24.440	30.827	34.014	220.4
3	2'08.682 *	40.418 *	24.147	30.511	33.606	220.4
4	<b>2'08.723</b>	39.943	24.408	30.636	33.736	224.0
5	<b>2'07.485</b>	39.728	24.129	30.310	33.318	222.6
6	<b>2'07.304</b>	39.735	23.883	30.240	33.446	225.4
7	<b>2'07.486</b>	39.852	23.869	30.291	33.474	222.2
8	2'07.621 *	39.845	24.006	30.286	33.484 *	225.9
9	2'07.078 *	39.786	23.824 *	30.104	33.364 *	224.5
10	<b>2'07.284</b>	39.768	23.880	30.265	33.371	222.6
11	2'24.142 P	39.967	26.362	31.397	46.416	219.9
12	7'14.835	42.303	24.340	30.563	34.042	
13	<b>2'06.264</b>	39.420	23.744	30.009	33.091	225.0
14	<b>2'05.905</b>	39.243	23.708	29.880	33.074	224.5

8th	19	Scott OGDEN	CIP Green Power	GBR		
Runs=2	Total laps=15	Full laps=12	Valid laps=9			
1	2'49.924	43.012	25.384	31.630	34.493	
2	<b>2'11.439</b>	41.577	24.663	31.092	34.107	221.7
3	<b>2'09.409</b>	40.777	24.255	30.563	33.814	220.8
4	2'08.929 *	40.336	24.270 *	30.701	33.622	221.3
5	<b>2'08.006</b>	40.146	24.069	30.381	33.410	222.6
6	<b>2'08.373</b>	39.995	23.944	30.682	33.752	221.7
7	2'08.096 *	40.049	24.228 *	30.349	33.470	223.1
8	2'07.778 *	39.950	23.966	30.384	33.478 *	222.6
9	<b>2'07.946</b>	40.032	23.968	30.428	33.518	221.3
10	<b>2'07.866</b>	39.886	23.964	30.394	33.622	222.2
11	<b>2'07.352</b>	39.895	23.948	30.166	33.343	222.6
12	2'20.747 P	40.443	24.132	30.998	45.174	222.2
13	5'51.041	44.224	24.934	31.630	36.289	
14	<b>2'06.004</b>	39.500	23.730	29.860	32.914	225.9
15	<b>2'06.441</b>	39.454	23.714	30.019	33.254	225.0

9th	97	Marco MORELLI	CFMOTO Gaviota Aspar	ARG		
Runs=1	Total laps=17	Full laps=16	Valid laps=12			
1	2'40.577	41.637	25.033	31.291	33.964	
2	<b>2'08.446</b>	40.220	24.365	30.406	33.455	226.4
3	<b>2'07.248</b>	39.810	24.019	30.222	33.197	225.4
4	2'07.277 *	39.842	24.041 *	30.100	33.294	226.8
5	<b>2'06.648</b>	39.750	23.764	30.069	33.065	224.5
6	<b>2'06.354</b>	39.531	23.784	30.080	32.959	225.4

10th	31	Adrian FERNANDEZ	Leopard Racing	SPA		
Runs=2	Total laps=15	Full laps=12	Valid laps=4			
1	2'41.351	41.072	24.711	31.236	34.029	
2	<b>2'08.638</b>	40.076	24.194	30.720	33.648	224.5
3	2'08.381 *	40.230 *	23.985	30.613	33.553	225.4
4	2'08.120 *	39.920	24.140 *	30.525	33.535	224.0
5	2'07.597 *	39.788	23.918	30.383 *	33.508	223.6
6	2'07.946 *	39.986 *	24.102	30.453	33.405	225.0
7	2'07.821 *	39.863	24.133 *	30.452	33.373	222.6
8	2'07.230 *	39.701	23.837	30.329	33.363 *	223.1
9	2'07.118 *	39.652 *	23.971	30.231	33.264 *	222.2
10	<b>2'07.160</b>	39.684	23.834	30.243	33.399	222.6
11	<b>2'07.070</b>	39.660	23.875	30.253	33.282	222.2
12	2'21.500 P	39.743	23.799	30.773	47.185	222.2
13	4'59.566	40.334	23.983	30.778	33.395	
14	<b>2'06.145</b>	39.389	23.658	30.060	33.038	224.5
15	2'05.971 *	39.331	23.650 *	29.951	33.039	224.0

11th	54	Jesus RIOS	Rivacold Snipers Team	SPA		
Runs=2	Total laps=15	Full laps=12	Valid laps=9			
1	2'35.316	42.869	25.070	31.501	34.955	
2	<b>2'09.770</b>	40.634	24.440	30.851	33.845	221.7
3	<b>2'08.416</b>	40.110	24.126	30.478	33.702	221.7
4	<b>2'07.747</b>	40.014	23.992	30.376	33.365	222.6
5	2'07.780 *	40.181	23.923	30.408 *	33.268	222.6
6	<b>2'06.971</b>	39.651	23.775	30.345	33.200	225.9
7	<b>2'07.205</b>	39.737	23.844	30.277	33.347	225.4
8	2'06.794 *	39.802	23.647	30.078	33.267 *	223.6
9	2'06.614 *	39.689	23.685	30.137	33.103 *	225.9
10	<b>2'06.285</b>	39.538	23.653	30.095	32.999	224.0
11	2'19.837 P	39.566	23.981	30.427	45.863	225.0
12	6'30.961	41.106	23.915	30.589	33.306	
13	<b>2'11.430</b>	42.725	24.872	30.440	33.393	221.3
14	<b>2'06.593</b>	39.734	23.604	30.178	33.077	221.3
15	<b>2'09.652</b>	41.285	24.201	30.715	33.451	220.8

12th	51	Brian URIARTE	Red Bull KTM Ajo	SPA		
Runs=2	Total laps=14	Full laps=11	Valid laps=11			
1	2'17.520	41.843	24.915	31.506	34.287	
2	<b>2'09.122</b>	40.459	24.324	30.594	33.745	224.0
3	<b>2'08.240</b>	40.121	24.020	30.449	33.650	225.4
4	<b>2'07.901</b>	39.890	23.934	30.453	33.624	223.6
5	<b>2'07.706</b>	39.902	23.849	30.405	33.550	222.2

**Fastest Lap:** Hakim DANISH MAL AEON Credit - MT Helmets - MSI **2'04.938** 39.077 23.476 29.647 32.738

These data/results cannot be reproduced, stored and/or transmitted in whole or in part by any manner of electronic, mechanical, photocopying, recording, broadcasting or otherwise now known or herein after developed without the previous express consent by the copyright owner, except for reproduction in daily press and regular printed publications on sale to the public within 60 days of the event related to those data/results and always provided that copyright symbol appears together as follows below.

© MotoGP Sports Entertainment Group, 2026

Official MotoGP Timing by TISSOT

www.motogp.com

Brno, Friday, June 19, 2026

Page 2 of 5

## Free Practice Nr. 1

Moto3™

Lap	Lap Time	T1	T2	T3	T4	Speed	Lap	Lap Time	T1	T2	T3	T4	Speed
6	<b>2'09.110</b>	39.943	23.904	30.491	34.772	224.0	10	7'37.425	42.382	24.036	30.373	33.388	
7	<b>2'07.101</b>	39.642	23.899	30.272	33.288	225.9	11	<b>2'08.497</b>	40.124	23.953	30.339	34.081	219.5
8	<b>2'07.009</b>	39.678	23.820	30.211	33.300	225.4	12	<b>2'06.751</b>	39.725	23.888	<b>30.058</b>	<b>33.080</b>	226.4
9	2'19.624 P	39.791	23.930	31.199	44.704	222.6	13	<b>2'07.298</b>	39.872	23.874	30.249	33.303	223.6
10	7'49.134	41.579	24.227	30.374	33.429		14	<b>2'07.799</b>	40.155	23.972	30.327	33.345	221.7
11	<b>2'06.591</b>	39.517	23.884	30.141	<b>33.049</b>	222.2	<b>16th 6 Ryusei YAMANAKA</b> AEON Credit - MT Helm JPN						
12	<b>2'06.332</b>	39.507	23.668	<b>30.074</b>	33.083	222.2	Runs=2	Total laps=13	Full laps=10	Valid laps=6			
13	<b>2'06.580</b>	39.526	<b>23.623</b>	30.213	33.218	223.1	1	3'09.122	42.221	24.847	31.149	34.426	
14	<b>2'10.749</b>	<b>39.504</b>	23.649	32.329	35.267	222.2	2	<b>2'09.951</b>	40.377	24.463	30.781	34.330	221.7
<b>13th 11 Adrian CRUCES</b> CIP Green Power SPA							3	<b>2'09.024</b>	40.399	24.425	30.483	33.717	221.3
Runs=2	Total laps=14	Full laps=11	Valid laps=8				4	2'08.735 *	40.150	24.384 *	30.525	33.676	222.2
1	2'30.890	44.101	25.489	31.490	34.394		5	2'07.969 *	39.990 *	24.031	30.292	33.656	223.6
2	<b>2'09.038</b>	40.522	24.206	30.644	33.666	225.9	6	<b>2'07.921</b>	40.069	24.034	30.263	33.555	223.1
3	<b>2'08.835</b>	40.360	24.329	30.729	33.417	226.8	7	2'07.609 *	39.875	23.883 *	30.252	33.599	224.0
4	<b>2'07.835</b>	39.777	24.264	30.363	33.431	226.4	8	2'07.967 *	40.099	24.031	30.316	33.521 *	223.1
5	<b>2'08.020</b>	39.820	24.087	30.413	33.700	227.3	9	<b>2'07.208</b>	<b>39.748</b>	23.839	30.168	33.453	223.6
6	<b>2'07.423</b>	39.757	24.034	30.425	33.207	<b>230.2</b>	10	2'20.231 P	39.887	23.940	30.272	46.132	<b>224.5</b>
7	<b>2'07.035</b>	39.645	23.857	30.270	33.263	228.3	11	8'40.203	46.361	24.301	30.484	33.611	
8	2'07.249 *	<b>39.627</b>	23.949	30.267	33.406 *	228.8	12	<b>2'07.706</b>	39.762	23.997	30.258	33.689	222.6
9	2'21.975 P	40.235	24.816	30.469	46.455	220.8	13	<b>2'06.760</b>	39.870	<b>23.651</b>	<b>30.049</b>	<b>33.190</b>	224.5
10	7'17.912 *	42.558	24.203	30.765 *	33.488		<b>17th 88 Marcos URIARTE</b> Liqui Moly Dynavolt Int SPA						
11	2'07.767 *	40.170 *	24.023	30.308	33.266	220.4	Runs=2	Total laps=14	Full laps=11	Valid laps=5			
12	<b>2'06.717</b>	39.729	23.762	30.080	<b>33.146</b>	221.7	1	2'31.542	42.202	25.219	31.633	34.123	
13	<b>2'06.931</b>	39.679	<b>23.758</b>	<b>30.071</b>	33.423	224.5	2	<b>2'09.052</b>	40.236	24.296	30.776	33.744	224.5
14	2'09.518 *	40.685	24.542	30.764 *	33.527	223.1	3	2'08.331 *	40.288 *	24.302	30.407	33.334	224.0
<b>14th 21 Ruche MOODLEY</b> CODE Motorsports RSA							4	<b>2'07.768</b>	39.780	24.223	30.453	33.312	224.0
Runs=2	Total laps=14	Full laps=11	Valid laps=8				5	2'07.696 *	39.914 *	24.064	30.475	33.243	224.0
1	2'39.689	43.087	25.473	31.673	35.052		6	<b>2'07.535</b>	39.875	24.050	30.369	<b>33.241</b>	225.0
2	<b>2'09.885</b>	40.929	24.768	30.449	33.739	225.4	7	<b>2'06.999</b>	39.643	23.905	<b>30.198</b>	33.253	225.0
3	<b>2'09.130</b>	40.110	24.327	30.926	33.767	<b>227.3</b>	8	2'07.855 *	39.733	24.262	30.569	33.291 *	224.0
4	2'09.089 *	40.191	24.263 *	30.533	34.102	227.3	9	2'06.857 *	<b>39.475</b>	23.786	30.293	33.303 *	<b>225.4</b>
5	<b>2'11.723</b>	42.737	24.435	30.652	33.899	225.9	10	2'18.204 P	39.753	24.052	30.466	43.933	224.0
6	<b>2'08.802</b>	40.412	24.122	30.505	33.763	225.0	11	7'24.894	44.076	25.989	30.703	33.371	
7	2'09.391 *	40.338	24.453 *	30.694	33.906	224.5	12	2'07.435 *	39.910 *	23.847	30.365	33.313	224.5
8	2'08.738 *	40.325	24.124	30.455	33.834 *	224.5	13	2'07.211 *	39.739	<b>23.722</b>	30.405 *	33.345	224.5
9	<b>2'08.305</b>	40.171	24.110	30.399	33.625	224.0	14	<b>2'07.318</b>	39.727	23.831	30.431	33.329	225.0
10	2'19.631 P	40.073	23.965	30.788	44.805	223.6	<b>18th 14 Cormac BUCHANAN</b> CODE Motorsports NZE						
11	6'49.788 *	42.186	24.038	30.410 *	33.522		Runs=2	Total laps=14	Full laps=11	Valid laps=7			
12	<b>2'12.848</b>	43.687	24.758	30.285	34.118	224.5	1	2'57.530	44.459	26.028	32.378	34.764	
13	<b>2'07.166</b>	39.753	23.939	<b>30.165</b>	33.309	225.4	2	<b>2'11.469</b>	41.243	24.911	31.325	33.990	220.8
14	<b>2'06.733</b>	<b>39.589</b>	<b>23.747</b>	30.177	<b>33.220</b>	227.3	3	2'10.380 *	40.762	24.649	31.054	33.915 *	221.7
<b>15th 73 Valentin PERRONE</b> Red Bull KTM Tech3 ARG							4	2'10.076 *	40.651	24.622 *	30.930	33.873	221.3
Runs=2	Total laps=14	Full laps=11	Valid laps=9				5	<b>2'09.398</b>	40.519	24.359	30.658	33.862	222.2
1	2'30.649	43.134	25.142	31.497	34.237		6	<b>2'09.276</b>	40.398	24.249	30.752	33.877	222.6
2	<b>2'09.041</b>	40.545	24.205	30.591	33.700	221.7	7	2'09.098 *	40.363	24.290 *	30.720	33.725 *	222.2
3	2'10.282 *	40.711 *	25.016	30.599	33.956	222.2	8	2'08.576 *	40.256	24.106	30.612	33.602 *	221.7
4	<b>2'07.502</b>	39.940	23.983	30.248	33.331	224.5	9	<b>2'08.330</b>	40.137	24.116	30.519	33.558	221.7
5	<b>2'06.979</b>	39.786	<b>23.781</b>	30.191	33.221	225.9	10	2'23.935 P	40.685	25.811	31.283	46.156	221.7
6	<b>2'06.878</b>	<b>39.681</b>	23.853	30.145	33.199	<b>228.3</b>	11	7'10.718	43.452	24.313	30.574	33.553	
7	<b>2'07.163</b>	39.886	23.808	30.183	33.286	224.0	12	<b>2'07.262</b>	39.809	23.949	30.313	<b>33.191</b>	223.6
8	2'07.479 *	39.990	23.853	30.308	33.328 *	223.6	13	<b>2'07.139</b>	<b>39.750</b>	<b>23.840</b>	<b>30.217</b>	33.332	<b>225.0</b>
9	2'17.319 P	39.949	23.812	30.104	43.454	221.7	14	<b>2'07.831</b>	39.878	24.030	30.410	33.513	224.0

**Fastest Lap:** Hakim DANISH MAL AEON Credit - MT Helmets - MSI **2'04.938** 39.077 23.476 29.647 32.738

These data/results cannot be reproduced, stored and/or transmitted in whole or in part by any manner of electronic, mechanical, photocopying, recording, broadcasting or otherwise now known or herein after developed without the previous express consent by the copyright owner, except for reproduction in daily press and regular printed publications on sale to the public within 60 days of the event related to those data/results and always provided that copyright symbol appears together as follows below.

© MotoGP Sports Entertainment Group, 2026

Official MotoGP Timing by  TISSOT

www.motogp.com

Brno, Friday, June 19, 2026

Page 3 of 5



## Free Practice Nr. 1

Moto3™

Lap	Lap Time	T1	T2	T3	T4	Speed		
<b>19th</b>	<b>8</b>	<b>Eddie O'SHEA</b>	GRYD Racing	GBR	Runs=2	Total laps=13	Full laps=9	Valid laps=8
1	2'20.798	42.499	24.759	31.447	34.437			
2	<b>2'09.373</b>	40.432	24.208	30.865	33.868	226.4		
3	<b>2'08.094</b>	40.071	23.907	30.580	33.536	225.4		
4	<b>2'07.600</b>	39.910	23.803	30.497	33.390	226.4		
5	<b>2'07.987</b>	40.142	23.868	30.516	33.461	226.8		
6	<b>2'07.602</b>	39.966	23.828	30.498	33.310	227.3		
7	<b>2'07.272</b>	39.765	23.854	30.375	33.278	226.4		
8	<b>2'07.377</b>	39.782	23.755	30.393	33.447	226.4		
9	2'19.953 P	39.911	23.907	30.588	45.547	225.0		
10	7'31.640	43.497	24.368	31.072	33.985			
11	<b>2'07.182</b>	39.861	23.784	30.250	33.287	224.0		
12	2'07.462 *	39.828	23.890	30.315	33.429 *	226.8		
13	2'20.590 P	40.020	24.037	30.510	46.023	225.9		

Lap	Lap Time	T1	T2	T3	T4	Speed		
<b>20th</b>	<b>27</b>	<b>Rico SALMELA</b>	Red Bull KTM Tech3	FIN	Runs=2	Total laps=10	Full laps=7	Valid laps=5
1	2'31.423	42.118	24.787	31.187	34.148			
2	<b>2'09.352</b>	40.341	24.566	30.673	33.772	228.3		
3	<b>2'08.105</b>	39.950	24.213	30.540	33.402	229.2		
4	<b>2'07.479</b>	39.685	24.098	30.290	33.406	230.7		
5	<b>2'07.320</b>	39.644	24.034	30.357	33.285	223.1		
6	2'08.917 *	39.904	25.258	30.368 *	33.387	225.4		
7	4'31.056 P	39.606	2'25.564	38.061	47.825	227.3		
8	13'02.366 *	41.759	24.501	30.602 *	33.456 *			
9	<b>2'07.878</b>	40.003	24.078	30.545	33.252	223.1		
10	2'07.068 *	39.701 *	23.827	30.363 *	33.177	226.8		

Lap	Lap Time	T1	T2	T3	T4	Speed		
<b>21st</b>	<b>18</b>	<b>Matteo BERTELLE</b>	LEVEL UP - MTA	ITA	Runs=1	Total laps=7	Full laps=6	Valid laps=6
1	2'17.841	45.404	25.866	32.358	34.622			
2	<b>2'09.289</b>	40.498	24.235	30.753	33.803	225.9		
3	<b>2'08.165</b>	40.055	24.051	30.378	33.681	226.8		
4	<b>2'07.792</b>	39.831	24.039	30.332	33.590	228.8		
5	<b>2'07.501</b>	39.811	23.994	30.206	33.490	225.9		
6	<b>2'08.838</b>	40.893	24.073	30.324	33.548	227.3		
7	<b>2'07.581</b>	39.721	24.129	30.194	33.537	225.0		
unfinished	39.741	23.926	30.121			227.3		

Lap	Lap Time	T1	T2	T3	T4	Speed		
<b>22nd</b>	<b>9</b>	<b>Veda PRATAMA</b>	Honda Team Asia	INA	Runs=2	Total laps=13	Full laps=10	Valid laps=6
1	2'18.086	43.343	24.924	31.556	34.626			
2	<b>2'09.951</b>	40.618	24.351	30.785	34.197	225.4		
3	<b>2'08.272</b>	40.146	24.051	30.433	33.642	223.1		
4	2'08.079 *	39.983	23.939	30.459	33.698 *	223.1		
5	2'08.451 *	39.996	24.231	30.374	33.850 *	220.8		
6	2'10.560 *	41.786 *	24.338	30.749	33.687 *	223.6		
7	<b>2'08.186</b>	39.860	23.970	30.575	33.781	222.2		
8	2'23.277 P	40.467	24.927	31.165	46.718	222.2		
9	10'15.574	43.475	24.113	30.438	34.244			
10	<b>2'07.855</b>	39.870	23.979	30.646	33.360	221.7		
11	<b>2'07.544</b>	39.796	23.847	30.467	33.434	223.6		
12	<b>2'09.285</b>	40.238	24.536	30.656	33.855	223.1		

Lap	Lap Time	T1	T2	T3	T4	Speed		
13	2'07.642 *	39.991	23.871	30.355	33.425 *	222.6		
<b>23rd</b>	<b>5</b>	<b>Leo RAMMERSTORFER</b>	SIC58 Squadra Corse	AUT	Runs=1	Total laps=17	Full laps=16	Valid laps=11
1	2'21.397	42.004	25.113	31.256	34.581			
2	<b>2'09.492</b>	40.605	24.383	30.855	33.649	223.1		
3	<b>2'08.628</b>	40.176	24.273	30.560	33.619	223.6		
4	2'10.052 *	40.418 *	24.306	30.936	34.392	224.5		
5	2'09.756 *	40.062	24.222 *	30.629	34.843	222.2		
6	<b>2'08.685</b>	40.211	24.186	30.643	33.645	223.1		
7	<b>2'08.970</b>	40.182	24.632	30.534	33.622	221.7		
8	2'07.946 *	39.974	23.901	30.392	33.679 *	221.3		
9	2'08.114 *	40.097	23.910	30.416	33.691 *	220.4		
10	<b>2'07.918</b>	40.120	24.009	30.399	33.390	219.5		
11	<b>2'07.995</b>	39.937	24.024	30.450	33.584	223.1		
12	2'10.056 *	40.278 *	23.993 *	30.508	35.277	218.6		
13	<b>2'10.579</b>	40.179	25.299	30.783	34.318	220.4		
14	<b>2'08.864</b>	40.341	24.144	30.459	33.920	219.9		
15	<b>2'08.081</b>	40.148	24.039	30.426	33.468	219.0		
16	<b>2'07.552</b>	39.957	23.912	30.210	33.473	223.6		
17	<b>2'07.943</b>	40.025	23.966	30.420	33.532	221.7		

Lap	Lap Time	T1	T2	T3	T4	Speed		
<b>24th</b>	<b>32</b>	<b>Zen MITANI</b>	Honda Team Asia	JPN	Runs=2	Total laps=13	Full laps=10	Valid laps=9
1	2'19.201	43.497	25.017	31.880	34.815			
2	2'10.967 *	41.234	24.356	31.202	34.175 *	222.2		
3	<b>2'09.131</b>	40.493	24.149	30.798	33.691	219.9		
4	<b>2'09.189</b>	40.447	24.019	30.957	33.766	221.7		
5	<b>2'10.092</b>	41.029	24.507	30.732	33.824	220.4		
6	<b>2'08.295</b>	40.185	24.066	30.508	33.536	220.4		
7	<b>2'08.466</b>	40.193	23.939	30.537	33.797	220.8		
8	2'22.104 P	40.680	24.076	30.888	46.460	219.0		
9	8'49.419 *	43.461	24.464	30.559	34.048 *			
10	<b>2'08.393</b>	40.102	23.923	30.428	33.940	219.0		
11	<b>2'08.183</b>	40.062	23.972	30.505	33.644	219.5		
12	<b>2'10.916</b>	41.600	24.364	31.355	33.597	217.7		
13	<b>2'07.555</b>	39.899	24.000	30.261	33.395	223.6		

Lap	Lap Time	T1	T2	T3	T4	Speed		
<b>25th</b>	<b>10</b>	<b>Nicola CARRARO</b>	Rivacold Snipers Team	ITA	Runs=2	Total laps=12	Full laps=9	Valid laps=7
1	2'38.318	43.001	25.706	32.009	34.525			
2	<b>2'09.179</b>	40.714	24.262	30.646	33.557	224.0		
3	<b>2'08.256</b>	40.214	24.007	30.475	33.560	224.5		
4	2'08.445 *	40.310	24.330 *	30.335	33.470	223.6		
5	<b>2'09.055</b>	40.402	24.038	30.715	33.900	222.6		
6	<b>2'09.211</b>	40.622	24.248	30.769	33.572	219.9		
7	2'23.942 P	40.466	24.338 *	31.025	48.113	221.3		
8	11'36.320	41.003	24.159	30.247	33.480			
9	<b>2'07.690</b>	40.023	23.873	30.276	33.518	223.6		
10	<b>2'08.414</b>	40.255	23.937	30.520	33.702	220.8		
11	<b>2'09.056</b>	40.404	24.138	30.693	33.821	219.9		
12	2'08.847 *	40.364	24.005	30.632 *	33.846	219.9		

**Fastest Lap:** Hakim DANISH MAL AEON Credit - MT Helmets - MSI **2'04.938** 39.077 23.476 29.647 32.738

These data/results cannot be reproduced, stored and/or transmitted in whole or in part by any manner of electronic, mechanical, photocopying, recording, broadcasting or otherwise now known or herein after developed without the previous express consent by the copyright owner, except for reproduction in daily press and regular printed publications on sale to the public within 60 days of the event related to those data/results and always provided that copyright symbol appears together as follows below.

© MotoGP Sports Entertainment Group, 2026

Official MotoGP Timing by  TISSOT

www.motogp.com

Brno, Friday, June 19, 2026

Page 4 of 5



# Free Practice Nr. 1

Moto3™

Lap	Lap Time	T1	T2	T3	T4	Speed	Lap	Lap Time	T1	T2	T3	T4	Speed
<b>26th</b>	<b>94</b>	<b>Guido PINI</b>		Leopard Racing		ITA							
		Runs=1	Total laps=3	Full laps=2	Valid laps=2								
1	2'30.816	41.327	24.791	31.134	34.193								
2	<b>2'08.860</b>	40.251	24.223	30.528	33.858	225.9							
3	<b>2'07.888</b>	39.810	24.066	30.380	33.632	222.2							
	unfinished	39.902				224.5							

**Fastest Lap:** Hakim DANISH MAL AEON Credit - MT Helmets - MSI **2'04.938** 39.077 23.476 29.647 32.738

These data/results cannot be reproduced, stored and/or transmitted in whole or in part by any manner of electronic, mechanical, photocopying, recording, broadcasting or otherwise now known or herein after developed without the previous express consent by the copyright owner, except for reproduction in daily press and regular printed publications on sale to the public within 60 days of the event related to those data/results and always provided that copyright symbol appears together as follows below.

© MotoGP Sports Entertainment Group, 2026

Official MotoGP Timing by  TISSOT

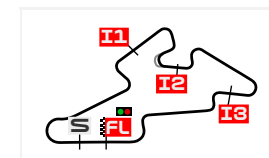
www.motogp.com

Brno, Friday, June 19, 2026

# BEST PARTIAL TIMES

## MONSTER ENERGY GRAND PRIX OF CZECHIA

### FREE PRACTICE NR. 1



Automotodrom Brno

5403 m.

*IT* Ideal Lap Time, sum of the best partial times

*BT* Best Lap Time

Pos	T1			T2			T3			T4			Pos	Rider	IT	BT	
	Rider	Time	Rider	Time	Rider	Time	Rider	Time	Rider	Time							
1	H.DANISH	39.077	H.DANISH	23.438	H.DANISH	29.647	H.DANISH	32.738	1	H.DANISH	2'04.900	2'04.938	(1)				
2	<b>D.ALMANSA</b>	<b>39.160</b>	<b>D.ALMANSA</b>	<b>23.448</b>	<b>A.CARPE</b>	<b>29.746</b>	<b>A.CARPE</b>	<b>32.802</b>	2	D.ALMANSA	2'05.246	2'05.246	(2)				
3	C.O'GORMAN	39.243	A.CARPE	23.523	D.ALMANSA	29.782	J.ESTEBAN	32.835	3	A.CARPE	2'05.438	2'05.459	(3)				
4	<b>M.QUILES</b>	<b>39.258</b>	<b>J.ESTEBAN</b>	<b>23.578</b>	<b>S.OGDEN</b>	<b>29.860</b>	<b>M.QUILES</b>	<b>32.849</b>	4	M.QUILES	2'05.610	2'05.736	(5)				
5	J.KELSO	39.297	J.RIOS	23.604	M.QUILES	29.863	D.ALMANSA	32.856	5	J.KELSO	2'05.732	2'05.732	(4)				
6	<b>A.FERNANDEZ</b>	<b>39.331</b>	<b>J.KELSO</b>	<b>23.611</b>	<b>C.O'GORMAN</b>	<b>29.880</b>	<b>M.MORELLI</b>	<b>32.864</b>	6	J.ESTEBAN	2'05.770	2'05.795	(6)				
7	A.CARPE	39.367	B.URIARTE	23.623	J.KELSO	29.894	S.OGDEN	32.914	7	M.MORELLI	2'05.903	2'06.031	(9)				
8	<b>M.MORELLI</b>	<b>39.391</b>	<b>M.QUILES</b>	<b>23.640</b>	<b>J.ESTEBAN</b>	<b>29.928</b>	<b>J.KELSO</b>	<b>32.930</b>	8	C.O'GORMAN	2'05.905	2'05.905	(7)				
9	J.ESTEBAN	39.429	R.YAMANAKA	23.651	A.FERNANDEZ	29.951	J.RIOS	32.999	9	S.OGDEN	2'05.942	2'06.004	(8)				
10	<b>S.OGDEN</b>	<b>39.454</b>	<b>A.FERNANDEZ</b>	<b>23.658</b>	<b>M.MORELLI</b>	<b>29.958</b>	<b>A.FERNANDEZ</b>	<b>33.038</b>	10	A.FERNANDEZ	2'05.978	2'06.145	(10)				
11	M.URIARTE	39.475	M.MORELLI	23.690	R.YAMANAKA	30.049	B.URIARTE	33.049	11	J.RIOS	2'06.219	2'06.285	(11)				
12	<b>B.URIARTE</b>	<b>39.504</b>	<b>C.O'GORMAN</b>	<b>23.708</b>	<b>V.PERRONE</b>	<b>30.058</b>	<b>C.O'GORMAN</b>	<b>33.074</b>	12	B.URIARTE	2'06.250	2'06.332	(12)				
13	J.RIOS	39.538	S.OGDEN	23.714	A.CRUCES	30.071	V.PERRONE	33.080	13	V.PERRONE	2'06.600	2'06.751	(15)				
14	<b>R.MOODLEY</b>	<b>39.589</b>	<b>M.URIARTE</b>	<b>23.722</b>	<b>B.URIARTE</b>	<b>30.074</b>	<b>A.CRUCES</b>	<b>33.146</b>	14	A.CRUCES	2'06.602	2'06.717	(13)				
15	R.SALMELA	39.606	R.MOODLEY	23.747	J.RIOS	30.078	R.SALMELA	33.177	15	M.URIARTE	2'06.636	2'06.999	(17)				
16	<b>A.CRUCES</b>	<b>39.627</b>	<b>E.O'SHEA</b>	<b>23.755</b>	<b>M.BERTELLE</b>	<b>30.121</b>	<b>R.YAMANAKA</b>	<b>33.190</b>	16	R.YAMANAKA	2'06.638	2'06.760	(16)				
17	V.PERRONE	39.681	A.CRUCES	23.758	R.MOODLEY	30.165	C.BUCHANAN	33.191	17	R.MOODLEY	2'06.721	2'06.733	(14)				
18	<b>M.BERTELLE</b>	<b>39.721</b>	<b>V.PERRONE</b>	<b>23.781</b>	<b>M.URIARTE</b>	<b>30.198</b>	<b>R.MOODLEY</b>	<b>33.220</b>	18	R.SALMELA	2'06.900	2'07.320	(20)				
19	R.YAMANAKA	39.748	R.SALMELA	23.827	L.RAMMERSTOR	30.210	M.URIARTE	33.241	19	C.BUCHANAN	2'06.998	2'07.139	(18)				
20	<b>C.BUCHANAN</b>	<b>39.750</b>	<b>C.BUCHANAN</b>	<b>23.840</b>	<b>C.BUCHANAN</b>	<b>30.217</b>	<b>E.O'SHEA</b>	<b>33.278</b>	20	E.O'SHEA	2'07.048	2'07.182	(19)				
21	E.O'SHEA	39.765	V.PRATAMA	23.847	N.CARRARO	30.247	V.PRATAMA	33.360	21	M.BERTELLE	2'07.258	2'07.501	(21)				
22	<b>V.PRATAMA</b>	<b>39.796</b>	<b>N.CARRARO</b>	<b>23.873</b>	<b>E.O'SHEA</b>	<b>30.250</b>	<b>L.RAMMERSTOR</b>	<b>33.390</b>	22	V.PRATAMA	2'07.358	2'07.544	(22)				
23	G.PINI	39.810	L.RAMMERSTOR	23.901	Z.MITANI	30.261	Z.MITANI	33.395	23	L.RAMMERSTORFER	2'07.438	2'07.552	(23)				
24	<b>Z.MITANI</b>	<b>39.899</b>	<b>Z.MITANI</b>	<b>23.923</b>	<b>R.SALMELA</b>	<b>30.290</b>	<b>N.CARRARO</b>	<b>33.470</b>	24	Z.MITANI	2'07.478	2'07.555	(24)				
25	L.RAMMERSTOR	39.937	M.BERTELLE	23.926	V.PRATAMA	30.355	M.BERTELLE	33.490	25	N.CARRARO	2'07.613	2'07.690	(25)				

These data/results cannot be reproduced, stored and/or transmitted in whole or in part by any manner of electronic, mechanical, photocopying, recording, broadcasting or otherwise now known or herein after developed without the previous express consent by the copyright owner, except for reproduction in daily press and regular printed publications on sale to the public within 60 days of the event related to those data/results and always provided that copyright symbol appears together as follows below.

© MotoGP Sports Entertainment Group, 2026

# BEST PARTIAL TIMES

## MONSTER ENERGY GRAND PRIX OF CZECHIA FREE PRACTICE NR. 1



Automotodrom Brno 5403 m.

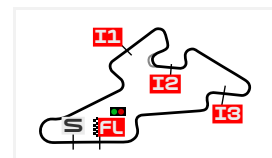
*IT* Ideal Lap Time, sum of the best partial times

*BT* Best Lap Time

Pos	<i>T1</i>		<i>T2</i>		<i>T3</i>		<i>T4</i>		Pos	Rider	<i>IT</i>	<i>BT</i>	(26)
	Rider	Time	Rider	Time	Rider	Time	Rider	Time					
26	N.CARRARO	40.023	G.PINI	24.066	G.PINI	30.380	G.PINI	33.632	26	G.PINI	2'07.888	2'07.888	

These data/results cannot be reproduced, stored and/or transmitted in whole or in part by any manner of electronic, mechanical, photocopying, recording, broadcasting or otherwise now known or herein after developed without the previous express consent by the copyright owner, except for reproduction in daily press and regular printed publications on sale to the public within 60 days of the event related to those data/results and always provided that copyright symbol appears together as follows below.

© MotoGP Sports Entertainment Group, 2026



Automotodrom Brno

5403 m.

## FASTEST LAPS SEQUENCE

### MONSTER ENERGY GRAND PRIX OF CZECHIA

#### FREE PRACTICE NR. 1

<i>Practice Time</i>	<i>#</i>	<i>Rider</i>	<i>Nation</i>	<i>Motorcycle</i>	<i>Time</i>	<i>Km/h</i>	<i>Rider's Lap</i>
<b>4'25.109</b>	28	<b>Maximo QUILES</b>	SPA	KTM	<b>2'08.492</b>	151.3	2
<b>4'49.023</b>	97	<b>Marco MORELLI</b>	ARG	KTM	<b>2'08.446</b>	151.4	2
<b>6'32.570</b>	28	<b>Maximo QUILES</b>	SPA	KTM	<b>2'07.461</b>	152.6	3
<b>6'56.271</b>	97	<b>Marco MORELLI</b>	ARG	KTM	<b>2'07.248</b>	152.8	3
<b>9'01.531</b>	83	<b>Alvaro CARPE</b>	SPA	KTM	<b>2'06.729</b>	153.4	4
<b>10'45.603</b>	28	<b>Maximo QUILES</b>	SPA	KTM	<b>2'06.244</b>	154.0	5
<b>21'42.539</b>	97	<b>Marco MORELLI</b>	ARG	KTM	<b>2'06.180</b>	154.1	10
<b>28'41.364</b>	78	<b>Joel ESTEBAN</b>	SPA	KTM	<b>2'06.123</b>	154.2	10
<b>29'44.179</b>	22	<b>David ALMANSA</b>	SPA	KTM	<b>2'06.068</b>	154.2	10
<b>30'20.829</b>	83	<b>Alvaro CARPE</b>	SPA	KTM	<b>2'05.868</b>	154.5	11
<b>30'47.159</b>	78	<b>Joel ESTEBAN</b>	SPA	KTM	<b>2'05.795</b>	154.6	11
<b>31'43.364</b>	13	<b>Hakim DANISH</b>	MAL	KTM	<b>2'05.421</b>	155.0	12
<b>33'48.302</b>	13	<b>Hakim DANISH</b>	MAL	KTM	<b>2'04.938</b>	155.6	13

These data/results cannot be reproduced, stored and/or transmitted in whole or in part by any manner of electronic, mechanical, photocopying, recording, broadcasting or otherwise now known or herein after developed without the previous express consent by the copyright owner, except for reproduction in daily press and regular printed publications on sale to the public within 60 days of the event related to those data/results and always provided that copyright symbol appears together as follows below.

© MotoGP Sports Entertainment Group, 2026

Official MotoGP Timing by

www.motogp.com

Brno, Friday, June 19, 2026