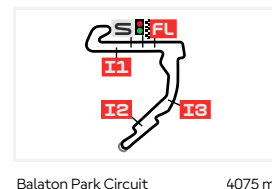


CLASSIFICATION

GRAND PRIX OF HUNGARY

FREE PRACTICE NR. 2



#	Rider	Nation	Team	Motorcycle	Time	Lap Total	Gap	T. Speed
1	28 Maximo QUILES	SPA	CFMOTO Gaviota Aspar Team	KTM	1'45.148	17 17		210.5
2	64 David MUÑOZ	SPA	Liqui Moly Dynavolt Intact GP	KTM	1'45.424	8 15	0.276 0.276	210.9
3	22 David ALMANSA	SPA	Liqui Moly Dynavolt Intact GP	KTM	1'45.462	9 17	0.314 0.038	212.1
4	83 Alvaro CARPE	SPA	Red Bull KTM Ajo	KTM	1'45.831	8 14	0.683 0.369	210.5
5	31 Adrian FERNANDEZ	SPA	Leopard Racing	HONDA	1'45.935	8 14	0.787 0.104	210.5
6	51 Brian URIARTE	SPA	Red Bull KTM Ajo	KTM	1'46.169	10 14	1.021 0.234	208.4
7	27 Rico SALMELA	FIN	Red Bull KTM Tech3	KTM	1'46.169	15 17	1.021	211.7
8	21 Ruche MOODLEY	RSA	CODE Motorsports	KTM	1'46.252	12 15	1.104 0.083	213.0
9	67 Casey O'GORMAN	IRL	SIC58 Squadra Corse	HONDA	1'46.313	12 15	1.165 0.061	210.1
10	54 Jesus RIOS	SPA	Rivacold Snipers Team	HONDA	1'46.443	14 14	1.295 0.130	211.7
11	94 Guido PINI	ITA	Leopard Racing	HONDA	1'46.491	6 15	1.343 0.048	212.5
12	97 Marco MORELLI	ARG	CFMOTO Gaviota Aspar Team	KTM	1'46.508	11 17	1.360 0.017	211.3
13	11 Adrian CRUCES	SPA	CIP Green Power	KTM	1'46.531	14 15	1.383 0.023	209.7
14	73 Valentin PERRONE	ARG	Red Bull KTM Tech3	KTM	1'46.542	17 17	1.394 0.011	210.5
15	14 Cormac BUCHANAN	NZE	CODE Motorsports	KTM	1'46.553	15 15	1.405 0.011	210.9
16	78 Joel ESTEBAN	SPA	LEVEL UP - MTA	KTM	1'46.594	14 17	1.446 0.041	209.7
17	18 Matteo BERTELLE	ITA	LEVEL UP - MTA	KTM	1'46.652	4 14	1.504 0.058	210.5
18	8 Eddie O'SHEA	GBR	GRYD Racing	HONDA	1'46.907	6 9	1.759 0.255	209.7
19	66 Joel KELSO	AUS	GRYD Racing	HONDA	1'46.910	8 17	1.762 0.003	210.5
20	9 Veda PRATAMA	INA	Honda Team Asia	HONDA	1'47.019	3 6	1.871 0.109	208.0
21	19 Scott OGDEN	GBR	CIP Green Power	KTM	1'47.118	6 17	1.970 0.099	210.1
22	13 Hakim DANISH	MAL	AEON Credit - MT Helmets - MSI	KTM	1'47.132	15 17	1.984 0.014	209.7
23	6 Ryusei YAMANAKA	JPN	AEON Credit - MT Helmets - MSI	KTM	1'47.156	14 14	2.008 0.024	211.3
24	10 Nicola CARRARO	ITA	Rivacold Snipers Team	HONDA	1'47.664	11 15	2.516 0.508	208.8
25	32 Zen MITANI	JPN	Honda Team Asia	HONDA	1'47.919	7 17	2.771 0.255	208.8
26	5 Leo RAMMERSTORFER	AUT	SIC58 Squadra Corse	HONDA	1'48.082	6 17	2.934 0.163	209.7

Practice condition: **Dry**

Air: 20°

Humidity: 57%

Ground: 28°

Fastest Lap:	Lap: 17	Maximo QUILES	1'45.148	139.5 Km/h
Best Race Lap:	2025	David MUÑOZ	1'45.700	138.7 Km/h
All-Time Lap Record:	2026	Maximo QUILES	1'45.148	139.5 Km/h

The results are provisional until the end of the limit for protest and appeals.

Time limit for protest expires 60' after publication of the results - Time: **09:25**

These data/results cannot be reproduced, stored and/or transmitted in whole or in part by any manner of electronic, mechanical, photocopying, recording, broadcasting or otherwise now known or herein after developed without the previous express consent by the copyright owner, except for reproduction in daily press and regular printed publications on sale to the public within 60 days of the event related to those data/results and always provided that copyright symbol appears together as follows below.

© MotoGP Sports Entertainment Group, 2026

Official MotoGP Timing by TISSOT

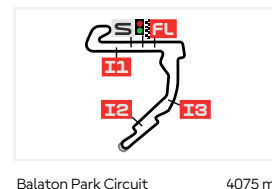
www.motogp.com

Balatonfokajár, Saturday, June 6, 2026

COMBINED PRACTICE TIMES

GRAND PRIX OF HUNGARY

FREE PRACTICE NR. 2



#	Rider	Nation	Team	Motorcycle	FP1	FP2	Gap
1	28 M.QUILES	SPA	CFMOTO Gaviota Aspar Team	KTM	1'47.622 15	1'45.148 17	
2	64 D.MUÑOZ	SPA	Liqui Moly Dynavolt Intact GP	KTM	1'47.256 13	1'45.424 8	0.276 0.276
3	22 D.ALMANSA	SPA	Liqui Moly Dynavolt Intact GP	KTM	1'46.956 15	1'45.462 9	0.314 0.038
4	83 A.CARPE	SPA	Red Bull KTM Ajo	KTM	1'47.063 16	1'45.831 8	0.683 0.369
5	31 A.FERNANDEZ	SPA	Leopard Racing	HONDA	1'47.571 12	1'45.935 8	0.787 0.104
6	51 B.URIARTE	SPA	Red Bull KTM Ajo	KTM	1'47.917 14	1'46.169 10	1.021 0.234
7	27 R.SALMELA	FIN	Red Bull KTM Tech3	KTM	1'47.750 14	1'46.169 15	1.021
8	21 R.MOODLEY	RSA	CODE Motorsports	KTM	1'47.342 16	1'46.252 12	1.104 0.083
9	67 C.O'GORMAN	IRL	SIC58 Squadra Corse	HONDA	1'48.020 17	1'46.313 12	1.165 0.061
10	54 J.RIOS	SPA	Rivacold Snipers Team	HONDA	1'47.866 12	1'46.443 14	1.295 0.130
11	94 G.PINI	ITA	Leopard Racing	HONDA	1'47.670 17	1'46.491 6	1.343 0.048
12	97 M.MORELLI	ARG	CFMOTO Gaviota Aspar Team	KTM	1'47.823 15	1'46.508 11	1.360 0.017
13	11 A.CRUCES	SPA	CIP Green Power	KTM	1'48.109 16	1'46.531 14	1.383 0.023
14	73 V.PERRONE	ARG	Red Bull KTM Tech3	KTM	1'48.179 12	1'46.542 17	1.394 0.011
15	14 C.BUCHANAN	NZE	CODE Motorsports	KTM	1'48.162 16	1'46.553 15	1.405 0.011
16	78 J.ESTEBAN	SPA	LEVEL UP - MTA	KTM	1'48.228 18	1'46.594 14	1.446 0.041
17	18 M.BERTELLE	ITA	LEVEL UP - MTA	KTM	1'48.626 8	1'46.652 4	1.504 0.058
18	8 E.O'SHEA	GBR	GRYD Racing	HONDA	1'47.611 14	1'46.907 6	1.759 0.255
19	66 J.KELSO	AUS	GRYD Racing	HONDA	1'47.494 15	1'46.910 8	1.762 0.003
20	9 V.PRATAMA	INA	Honda Team Asia	HONDA	1'49.169 8	1'47.019 3	1.871 0.109
21	19 S.OGDEN	GBR	CIP Green Power	KTM	1'48.381 16	1'47.118 6	1.970 0.099
22	13 H.DANISH	MAL	AEON Credit - MT Helmets - MSI	KTM	1'47.980 15	1'47.132 15	1.984 0.014
23	6 R.YAMANAKA	JPN	AEON Credit - MT Helmets - MSI	KTM	1'47.793 16	1'47.156 14	2.008 0.024
24	10 N.CARRARO	ITA	Rivacold Snipers Team	HONDA	1'48.568 15	1'47.664 11	2.516 0.508
25	32 Z.MITANI	JPN	Honda Team Asia	HONDA	1'49.066 13	1'47.919 7	2.771 0.255
26	5 L.RAMMERSTORFE	AUT	SIC58 Squadra Corse	HONDA	1'49.132 18	1'48.082 6	2.934 0.163

Pole Position Record:	2025	Maximo QUILES	1'46.060	138.3 Km/h
Best Race Lap:	2025	David MUÑOZ	1'45.700	138.7 Km/h
All Time Lap Record:	2026	Maximo QUILES	1'45.148	139.5 Km/h

The results are provisional until the end of the limit for protest and appeals.

Time limit for protest expires 60' after publication of the results - **Thomas KOCSIK** Time: **09:25**

These data/results cannot be reproduced, stored and/or transmitted in whole or in part by any manner of electronic, mechanical, photocopying, recording, broadcasting or otherwise now known or herein after developed without the previous express consent by the copyright owner, except for reproduction in daily press and regular printed publications on sale to the public within 60 days of the event related to those data/results and always provided that copyright symbol appears together as follows below.

© MotoGP Sports Entertainment Group, 2026

Official MotoGP Timing by

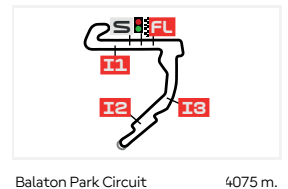
www.motogp.com

Balatonfokajár, Saturday, June 6, 2026

TOP SPEED & AVERAGE

GRAND PRIX OF HUNGARY

FREE PRACTICE NR. 2



#	Rider	Nation	Motorcycle	Top 5 speeds					Average	Top
21	Ruche MOODLEY	RSA	KTM	213.0	212.5	212.5	212.5	212.1	212.5	213.0
94	Guido PINI	ITA	HONDA	212.5	211.7	210.1	210.1	209.7	210.8	212.5
22	David ALMANSA	SPA	KTM	212.1	211.7	210.5	210.1	210.1	210.5	212.1
27	Rico SALMELA	FIN	KTM	211.7	210.5	210.1	210.1	209.7	210.3	211.7
54	Jesus RIOS	SPA	HONDA	211.7	210.1	207.6	207.6	207.2	208.4	211.7
6	Ryusei YAMANAKA	JPN	KTM	211.3	209.3	208.4	208.4	208.0	208.9	211.3
97	Marco MORELLI	ARG	KTM	211.3	210.5	209.7	209.7	209.3	210.0	211.3
14	Cormac BUCHANAN	NZE	KTM	210.9	209.7	209.3	208.8	208.8	209.5	210.9
64	David MUÑOZ	SPA	KTM	210.9	210.9	210.1	210.1	209.3	210.3	210.9
18	Matteo BERTELLE	ITA	KTM	210.5	209.3	208.8	208.8	208.4	208.9	210.5
28	Maximo QUILES	SPA	KTM	210.5	210.1	210.1	209.7	209.7	209.9	210.5
31	Adrian FERNANDEZ	SPA	HONDA	210.5	210.5	209.7	209.3	209.3	209.9	210.5
66	Joel KELSO	AUS	HONDA	210.5	210.1	210.1	209.3	209.3	209.9	210.5
73	Valentin PERRONE	ARG	KTM	210.5	210.1	209.7	209.7	209.3	209.8	210.5
83	Alvaro CARPE	SPA	KTM	210.5	210.5	210.1	210.1	210.1	210.3	210.5
19	Scott OGDEN	GBR	KTM	210.1	209.7	209.3	208.8	208.4	209.3	210.1
67	Casey O'GORMAN	IRL	HONDA	210.1	209.7	208.8	207.6	206.5	208.2	210.1
5	Leo RAMMERSTORFER	AUT	HONDA	209.7	208.8	208.4	208.4	208.4	208.7	209.7
8	Eddie O'SHEA	GBR	HONDA	209.7	209.3	209.3	208.8	208.8	209.1	209.7
11	Adrian CRUCES	SPA	KTM	209.7	209.3	209.3	208.8	208.4	209.0	209.7
13	Hakim DANISH	MAL	KTM	209.7	209.3	208.8	208.4	208.0	208.7	209.7
78	Joel ESTEBAN	SPA	KTM	209.7	209.3	208.8	208.8	208.4	208.7	209.7
10	Nicola CARRARO	ITA	HONDA	208.8	208.8	208.0	208.0	207.6	207.9	208.8
32	Zen MITANI	JPN	HONDA	208.8	207.6	206.8	206.8	206.5	207.1	208.8
51	Brian URIARTE	SPA	KTM	208.4	207.6	207.6	207.6	207.2	207.5	208.4
9	Veda PRATAMA	INA	HONDA	208.0	207.2	206.8	206.5	204.9	206.7	208.0

These data/results cannot be reproduced, stored and/or transmitted in whole or in part by any manner of electronic, mechanical, photocopying, recording, broadcasting or otherwise now known or herein after developed without the previous express consent by the copyright owner, except for reproduction in daily press and regular printed publications on sale to the public within 60 days of the event related to those data/results and always provided that copyright symbol appears together as follows below.

© MotoGP Sports Entertainment Group, 2026

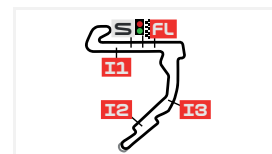
Official MotoGP Timing by www.motogp.com

Balatonfokajár, Saturday, June 6, 2026

CHRONOLOGICAL ANALYSIS OF PERFORMANCES

GRAND PRIX OF HUNGARY

FREE PRACTICE NR. 2



Balaton Park Circuit

4075 m.

* Lap / Sector time cancelled
P Crossing the finish line in pit lane

T1 Time from finish line to 1st intermediate
T2 Time from 1st intermed. to 2nd intermed.

T3 Time from 2nd intermed. to 3rd intermed.
T4 Time from 3rd intermediate to finish line

Lap	Lap Time	T1	T2	T3	T4	Speed	Lap	Lap Time	T1	T2	T3	T4	Speed		
1st	28	Maximo QUILES					CFMOTO Gaviota Aspar SPA	4	1'46.280	31.724	24.976	29.340	20.240	209.7	
		Runs=1	Total laps=17	Full laps=16	Valid laps=14		5	1'45.700	31.766	24.890	28.916	20.128	209.7		
1	1'50.741 *	30.812	25.868	28.833 *	20.206 *		6	1'45.630	31.669	24.951	28.930	20.080	210.1		
2	1'47.154	32.317	25.138	29.459	20.240	208.0	7	1'45.651	31.573	25.040	28.893	20.145	210.1		
3	1'46.040	31.870	24.829	29.159	20.182	209.3	8	1'45.798	31.772	24.865	29.010	20.151	210.1		
4	1'45.784	31.806	24.810	29.082	20.086	209.3	9	1'45.462	31.547	24.918	28.924	20.073	210.5		
5	1'46.057	32.038	24.889	28.985	20.145	210.5	10	1'45.552	31.662	24.749	28.984	20.157	210.1		
6	1'46.035	31.691	24.863	29.338	20.143	209.7	11	1'46.253	31.634	24.836	28.958	20.825	210.1		
7	1'45.817	31.730	24.927	29.034	20.126	209.3	12	1'46.380 *	31.954	25.420	28.442 *	20.564	209.7		
8	1'45.548 *	31.730	24.806	28.927	20.085 *	210.1	13	1'48.200 *	32.501	26.047	29.114 *	20.538	209.3		
9	1'45.704	31.817	24.795	29.044	20.048	209.3	14	1'46.576	31.917	25.169	29.151	20.339	210.1		
10	1'45.385	31.645	24.778	28.874	20.088	209.3	15	1'46.541	31.854	25.051	29.263	20.373	210.1		
11	1'45.495	31.656	24.850	28.857	20.132	209.3	16	1'46.535	32.037	25.034	29.204	20.260	212.1		
12	1'45.576	31.759	24.797	28.948	20.072	210.1	17	1'46.237	31.768	24.832	29.313	20.324	211.7		
13	1'45.536	31.674	24.802	29.009	20.051	209.3									
14	1'45.308 *	31.767	24.807 *	28.295 *	20.439 *	209.3									
15	1'45.388	31.751	24.753	28.889	19.995	209.7									
16	1'46.056	32.156	24.866	28.905	20.129	209.7									
17	1'45.148	31.631	24.642	28.863	20.012	209.7									
2nd	64	David MUÑOZ					Liqui Moly Dynavolt Int SPA	4th	83	Alvaro CARPE					Red Bull KTM Ajo SPA
		Runs=2	Total laps=15	Full laps=12	Valid laps=9				Runs=2	Total laps=14	Full laps=11	Valid laps=6			
1	1'52.553 *	30.319	25.719	28.335 *	18.905 *		1	2'30.129	31.517	25.989	29.925	21.007			
2	1'47.304	32.569	25.125	29.303	20.307	205.7	2	1'47.563	32.319	25.246	29.511	20.487	210.1		
3	1'44.574 *	31.906	24.920	27.663 *	20.085 *	208.0	3	1'46.989	32.120	25.187	29.372	20.310	209.7		
4	1'45.879	31.840	24.868	28.990	20.181	208.8	4	1'46.722	32.059	25.068	29.328	20.267	209.7		
5	1'46.170	32.035	24.983	28.975	20.177	210.1	5	1'47.353 *	32.169	25.463 *	29.385	20.336	210.5		
6	1'45.755 *	31.729	24.862	28.849 *	20.315 *	209.3	6	1'57.794 P	34.737	25.882	28.513 *	28.662	210.1		
7	1'45.705	31.793	24.853	28.946	20.113	208.4	7	6'36.895 *	32.159	25.641	32.199 *	20.309			
8	1'45.424	31.772	24.812	28.834	20.006	210.1	8	1'45.831	31.920	24.763	28.907	20.241	210.1		
9	2'05.922 P	39.017	27.562	30.673 *	28.670	210.9	9	1'54.773 *	32.011 *	24.936	36.963	20.863 *	210.5		
10	6'12.487 *	36.245	28.575	34.834 *	24.139 *		10	1'46.437	32.056	24.939	29.095	20.347	207.6		
11	1'46.691	32.244	25.210	29.048	20.189	207.6	11	1'46.460 *	31.982	25.107	29.188 *	20.183	207.2		
12	1'45.607	31.707	24.846	28.950	20.104	208.4	12	1'46.535 *	32.025 *	24.951	29.328	20.231	208.0		
13	1'52.558	31.890	25.316	34.710	20.642	210.9	13	1'46.666 *	32.124 *	24.959	29.312	20.271	207.6		
14	1'46.031	31.903	24.898	29.027	20.203	207.2	14	1'46.503	31.959	25.145	29.153	20.246	207.6		
15	2'05.121 *	41.672	29.835	31.790	21.824 *	206.8									
3rd	22	David ALMANSA					Liqui Moly Dynavolt Int SPA	5th	31	Adrian FERNANDEZ					Leopard Racing SPA
		Runs=1	Total laps=17	Full laps=16	Valid laps=14				Runs=3	Total laps=14	Full laps=9	Valid laps=6			
1	3'12.825 *	31.580	26.611	28.952 *	20.532		1	3'04.780	30.856	25.560	30.015	20.644			
2	1'47.054	32.282	25.258	29.238	20.276	209.3	2	1'48.243	32.628	25.331	29.546	20.738	209.3		
3	1'46.211	31.766	25.086	29.100	20.259	210.1	3	1'47.881	32.268	25.474	29.570	20.569	208.8		
							4	1'47.370	32.098	25.295	29.425	20.552	209.3		
							5	1'57.367 P	32.466	26.056	29.974 *	28.871	208.4		
							6	5'09.914	30.957	26.273	30.853	20.179			
							7	1'46.017	31.683	24.903	29.192	20.239	210.5		
							8	1'45.935	31.645	24.913	29.052	20.325	210.5		
							9	1'46.286 *	31.779	25.050	29.035	20.422 *	208.8		

Fastest Lap: Maximo QUILES	SPA	CFMOTO Gaviota Aspar Team	1'45.148	31.631	24.642	28.863	20.012
-----------------------------------	-----	---------------------------	-----------------	--------	--------	--------	--------

These data/results cannot be reproduced, stored and/or transmitted in whole or in part by any manner of electronic, mechanical, photocopying, recording, broadcasting or otherwise now known or herein after developed without the previous express consent by the copyright owner, except for reproduction in daily press and regular printed publications on sale to the public within 60 days of the event related to those data/results and always provided that copyright symbol appears together as follows below.

© MotoGP Sports Entertainment Group, 2026

Official MotoGP Timing by TISSOT

www.motogp.com

Balatonfokajár, Saturday, June 6, 2026

Free Practice Nr. 2

Moto3™

Lap	Lap Time	T1	T2	T3	T4	Speed	Lap	Lap Time	T1	T2	T3	T4	Speed
10	2'07.761 *	47.491	26.675	33.236	20.359 *	208.8	11	1'46.795	32.194	25.217	29.197	20.187	210.1
11	1'56.235 P	32.215	25.571 *	29.073 *	29.376	208.8	12	1'46.252	31.968	25.022	29.131	20.131	208.4
12	3'03.821 *	30.802	25.496	28.563 *	19.960 *		13	1'55.447	34.092	25.231	35.548	20.576	210.5
13	1'47.062 *	32.423	24.912	29.255	20.472 *	209.7	14	1'46.523	31.922	25.199	29.043	20.359	211.3
14	1'46.513	31.974	24.973	29.206	20.360	208.4	15	1'46.453	31.930	25.013	29.262	20.248	210.5

6th	51	Brian URIARTE	Red Bull KTM Ajo	SPA		
Runs=1	Total laps=14	Full laps=12	Valid laps=7			
1	2'09.466	31.325	26.067	30.063	20.834	
2	1'47.758	32.585	25.233	29.487	20.453	207.6
3	1'47.409 *	32.298 *	25.171	29.503	20.437	207.6
4	1'46.924	32.198	25.207	29.190	20.329	207.2
5	1'46.680 *	32.000 *	25.144	29.217	20.319	207.2
6	1'46.243	31.946	24.924	29.148	20.225	207.2
7	1'46.405	32.080	24.944	29.213	20.168	207.6
8	1'47.193 *	31.975	24.951	29.707	20.560 *	208.4
9	1'46.464 *	32.007	25.056	29.209 *	20.192	207.2
10	1'46.169	31.964	24.809	29.116	20.280	207.2
11	1'46.341 *	31.983	25.001	29.156	20.201 *	206.8
12	1'46.314	31.943	25.019	29.084	20.268	206.8
13	1'46.564	32.081	25.028	29.256	20.199	206.8
14	2'17.171 P	31.990	24.962	48.412 *	31.807	206.5

7th	27	Rico SALMELA	Red Bull KTM Tech3	FIN		
Runs=1	Total laps=17	Full laps=16	Valid laps=7			
1	2'25.956	31.149	25.775	30.067	20.847	
2	1'48.443 *	32.523	25.334	29.712	20.874 *	209.7
3	1'48.737	32.117	25.312	29.515	21.793	210.5
4	1'47.069 *	32.127	25.049	29.516	20.377 *	211.7
5	1'47.981 *	32.839	25.316 *	29.463	20.363 *	210.1
6	1'47.204	32.293	25.204	29.280	20.427	209.3
7	1'46.507	32.025	24.975	29.162	20.345	209.7
8	1'46.607	32.141	25.021	29.183	20.262	208.8
9	1'46.427	31.945	24.882	29.329	20.271	208.8
10	1'51.939 *	31.877	26.790 *	32.220 *	21.052 *	209.3
11	1'47.048 *	32.236	25.049	29.387	20.376 *	209.3
12	1'46.693	32.113	25.106	29.206	20.268	209.3
13	1'49.555 *	34.305	25.530	29.439	20.281 *	207.6
14	1'46.236 *	31.993	24.930	29.104	20.209 *	208.4
15	1'46.169	31.816	24.906	29.162	20.285	210.1
16	1'47.665 *	31.871	24.865	30.568 *	20.361 *	207.6
17	1'46.368 *	31.954	24.853	29.283	20.278 *	208.4

8th	21	Ruche MOODLEY	CODE Motorsports	RSA		
Runs=2	Total laps=15	Full laps=12	Valid laps=10			
1	2'32.900 *	30.983	25.803	29.374 *	20.623	
2	1'47.618	32.341	25.187	29.712	20.378	212.5
3	1'47.507	32.290	25.236	29.543	20.438	212.1
4	1'47.380	32.398	25.156	29.463	20.363	212.5
5	1'48.680 *	32.225	26.097 *	29.215 *	21.143 *	212.5
6	1'47.302	32.260	25.426	29.331	20.285	210.9
7	1'47.552 *	32.314	25.478	28.725 *	21.035	213.0
8	1'47.235	32.179	25.417	29.345	20.294	211.3
9	1'57.090 P	32.391	26.163	29.520	29.016	212.1
10	5'26.508 *	31.882	25.746	32.754 *	21.845	

9th	67	Casey O'GORMAN	SIC58 Squadra Corse	IRL		
Runs=2	Total laps=15	Full laps=12	Valid laps=9			
1	2'25.433	31.732	26.045	30.205	20.890	
2	1'48.498	32.799	25.502	29.630	20.567	205.7
3	1'47.641 *	32.459	25.350	29.330	20.502 *	206.1
4	1'47.928	32.648	25.345	29.542	20.393	205.7
5	1'49.503 *	32.346	25.467 *	30.613 *	21.077	206.5
6	1'47.290	32.259	25.143	29.261	20.627	209.7
7	1'46.946	32.278	25.178	29.243	20.247	207.6
8	1'46.983	32.227	25.094	29.435	20.227	210.1
9	1'56.715 P	32.381 *	25.334	29.461 *	29.539	208.8
10	5'30.269 *	31.826	25.519	30.903 *	21.535	
11	1'46.975	32.240	25.287	29.207	20.241	205.7
12	1'46.313	32.002	24.969	29.088	20.254	206.5
13	1'46.727	32.137	25.029	29.229	20.332	205.7
14	1'46.889	32.117	25.178	29.216	20.378	206.1
15	1'46.368 *	31.992	25.043	29.053	20.280 *	206.1

10th	54	Jesus RIOS	Rivacold Snipers Team	SPA		
Runs=3	Total laps=14	Full laps=9	Valid laps=9			
1	2'46.303	31.667	26.033	30.005	20.708	
2	1'48.302	32.763	25.450	29.491	20.598	206.8
3	1'47.523	32.232	25.314	29.437	20.540	206.8
4	1'47.253	32.041	25.142	29.447	20.623	207.2
5	1'59.328 P	34.054	26.213	29.683	29.378	207.2
6	4'29.633 *	33.083	25.543	28.882 *	20.423	
7	1'46.525	32.267	25.013	29.113	20.132	211.7
8	1'46.584	32.037	24.878	29.114	20.555	210.1
9	1'46.535	31.957	25.011	29.179	20.388	207.6
10	1'46.562	31.925	25.042	29.197	20.398	207.6
11	1'57.034 P	34.596	25.527	28.366 *	28.545	206.8
12	2'50.836	32.451	26.167	30.158	20.334	
13	1'49.764	31.998	25.041	31.381	21.344	206.8
14	1'46.443	32.031	25.019	29.086	20.307	207.2

11th	94	Guido PINI	Leopard Racing	ITA		
Runs=2	Total laps=15	Full laps=12	Valid laps=7			
1	2'30.991	30.598	25.769	29.923	20.520	
2	1'47.732 *	32.477	25.368	29.472 *	20.415	212.5
3	1'46.838	32.171	25.061	29.380	20.226	208.8
4	1'46.823 *	32.049	25.134	29.254 *	20.386	211.7
5	1'47.496 *	32.023	25.670 *	29.452	20.351	210.1
6	1'46.491	31.917	25.040	29.164	20.370	209.7
7	1'46.664	32.075	25.029	29.263	20.297	208.8
8	1'47.128	32.207	25.140	29.425	20.356	210.1
9	1'51.307	34.400	26.665	29.716	20.526	208.8
10	1'47.645 *	32.127 *	25.446 *	29.485	20.587	207.6
11	1'47.594	32.335	25.323	29.451	20.485	208.4
12	1'49.939 *	34.245	26.272	28.717 *	20.705	208.0

Fastest Lap: Maximo QUILES SPA CFMOTO Gaviota Aspar Team **1'45.148** 31.631 24.642 28.863 20.012

These data/results cannot be reproduced, stored and/or transmitted in whole or in part by any manner of electronic, mechanical, photocopying, recording, broadcasting or otherwise now known or herein after developed without the previous express consent by the copyright owner, except for reproduction in daily press and regular printed publications on sale to the public within 60 days of the event related to those data/results and always provided that copyright symbol appears together as follows below.

© MotoGP Sports Entertainment Group, 2026

Official MotoGP Timing by  TISSOT

www.motogp.com

Balatonfokajár, Saturday, June 6, 2026

Page 2 of 5



Free Practice Nr. 2

Moto3™

Lap	Lap Time	T1	T2	T3	T4	Speed
13	1'57.999 P	32.570	26.274	30.463	28.692	208.0
14	4'06.085 *	31.847	25.257	29.255	20.613 *	
15	1'46.788	32.025	25.067	29.396	20.300	208.0

12th 97 **Marco MORELLI** CFMOTO Gaviota Aspar ARG
Runs=1 Total laps=17 Full laps=16 Valid laps=9

1	1'58.240 *	32.147	25.689	28.664 *	21.099	
2	1'47.771	32.843	25.113	29.516	20.299	209.3
3	1'48.209	32.425	25.522	29.642	20.620	211.3
4	1'49.597 *	32.444	25.161	31.542 *	20.450	209.7
5	1'47.302	32.301	25.115	29.417	20.469	209.7
6	1'50.433 *	34.526	26.304	29.257	20.346 *	207.6
7	1'46.821	32.307	25.053	29.228	20.233	208.4
8	1'47.440	32.260	24.912	29.933	20.335	208.8
9	1'46.753	32.220	24.998	29.219	20.316	208.8
10	1'50.153 *	35.128 *	25.173	29.443	20.409 *	208.0
11	1'46.508	32.107	24.913	29.128	20.360	209.3
12	1'46.590 *	32.484	24.959	28.778 *	20.369 *	210.5
13	1'46.022 *	32.732	24.990	27.918 *	20.382	207.6
14	1'47.125	32.380	25.014	29.311	20.420	208.4
15	1'47.416	32.391	25.086	29.451	20.488	207.6
16	1'54.504 *	35.796	27.636	30.495 *	20.577	207.6
17	1'47.777 *	32.377	25.387	29.515	20.498 *	208.4

13th 11 **Adrian CRUCES** CIP Green Power SPA
Runs=2 Total laps=15 Full laps=12 Valid laps=6

1	2'21.209 *	31.245	25.781	30.370 *	21.242	
2	1'48.258 *	32.711	25.387	29.702	20.458 *	209.3
3	1'48.691	32.543	25.556	29.564	21.028	208.4
4	1'48.624	32.839	25.475	29.630	20.680	207.2
5	1'56.996 P	33.983 *	25.686 *	28.408 *	28.919	206.8
6	5'38.861 *	32.182	25.894	29.351	21.407 *	
7	1'47.023 *	32.321	25.233 *	29.174	20.295 *	206.8
8	1'46.999 *	32.328	25.108 *	29.266	20.297	207.6
9	1'46.662	32.283	25.139	28.984	20.256	208.0
10	1'47.649 *	32.680	25.254	29.110	20.605 *	209.7
11	1'48.067 *	33.703	25.000	29.130	20.234 *	208.4
12	1'46.616	32.154	24.906	29.179	20.377	208.8
13	1'51.811	33.668	25.209	32.030	20.904	207.6
14	1'46.531	32.178	25.034	28.944	20.375	209.3
15	1'46.734 *	32.295 *	25.042	29.213	20.184 *	206.5

14th 73 **Valentin PERRONE** Red Bull KTM Tech3 ARG
Runs=1 Total laps=17 Full laps=16 Valid laps=11

1	2'32.575	31.092	25.572	29.796	20.602	
2	1'47.012	32.186	25.142	29.341	20.343	208.0
3	1'47.078	32.018	25.303	29.443	20.314	210.5
4	1'46.650	31.943	25.077	29.376	20.254	209.7
5	1'47.024 *	32.463	25.465 *	28.689 *	20.407	209.3
6	1'46.726 *	32.084	25.016	29.249 *	20.377	210.1
7	1'46.983	32.127	25.109	29.406	20.341	208.8
8	1'46.586	32.036	25.031	29.201	20.318	209.7
9	1'46.613	32.134	24.931	29.191	20.357	209.3
10	1'47.327 *	32.109	25.290 *	29.466	20.462	208.0
11	1'46.876	32.154	25.117	29.262	20.343	206.8

Lap	Lap Time	T1	T2	T3	T4	Speed
12	1'50.130	35.459	25.209	29.202	20.260	207.2
13	1'46.794	32.165	25.113	29.236	20.280	207.6
14	1'47.410	32.470	25.116	29.357	20.467	207.2
15	1'47.140 *	32.067	25.086	29.591	20.396 *	207.2
16	1'46.501 *	31.973	25.115	29.118 *	20.295	208.4
17	1'46.542	31.999	24.997	29.221	20.325	207.2

15th 14 **Cormac BUCHANAN** CODE Motorsports NZE
Runs=2 Total laps=15 Full laps=12 Valid laps=7

1	2'20.782	31.964	25.946	29.938	20.795	
2	1'48.020	32.640	25.240	29.712	20.428	208.8
3	1'47.309	32.248	25.252	29.378	20.431	209.3
4	1'48.172 *	32.538 *	25.631	29.518	20.485	210.9
5	1'47.658	32.331	25.174	29.596	20.557	209.7
6	1'49.475 *	32.196	25.401	31.297 *	20.581 *	208.4
7	1'48.272	32.596	25.438	29.548	20.690	206.8
8	1'47.242	32.351	25.188	29.379	20.324	207.6
9	1'46.854	32.200	24.994	29.262	20.398	207.6
10	2'04.505 P	34.526	29.069 *	30.703 *	30.207	208.4
11	4'58.860 *	32.358	27.194	31.223 *	20.692 *	
12	1'46.942 *	32.269	25.002	29.348 *	20.323	207.2
13	1'46.809 *	32.050	25.086 *	29.269	20.404 *	208.8
14	1'47.974 *	32.316 *	25.591 *	29.549	20.518	208.0
15	1'46.553	32.116	24.964	29.117	20.356	208.0

16th 78 **Joel ESTEBAN** LEVEL UP - MTA SPA
Runs=1 Total laps=17 Full laps=16 Valid laps=11

1	2'47.437 *	32.391	26.310	30.074	20.251 *	
2	1'49.331	34.053	25.424	29.439	20.415	208.8
3	1'47.334	32.454	25.260	29.265	20.355	208.4
4	1'47.275	32.287	25.247	29.264	20.477	208.4
5	1'47.437	32.240	25.376	29.391	20.430	208.0
6	1'49.171	34.214	25.252	29.352	20.353	208.4
7	1'47.189 *	32.197	25.178	29.303	20.511 *	207.6
8	1'46.937	32.279	25.106	29.184	20.368	207.6
9	1'46.718	32.101	25.068	29.268	20.281	207.2
10	1'47.337 *	32.157 *	25.319 *	29.466	20.395 *	208.0
11	1'47.030	32.119	25.371	29.221	20.319	208.8
12	1'47.191	32.350	25.185	29.290	20.366	208.0
13	1'46.819	32.118	25.090	29.237	20.374	209.7
14	1'46.594	32.001	25.064	29.213	20.316	208.4
15	1'46.899 *	32.036	25.138 *	29.406	20.319 *	209.3
16	1'46.610 *	32.123	25.097	29.099	20.291 *	208.0
17	1'46.650 *	32.002	25.116	29.225	20.307 *	208.4

17th 18 **Matteo BERTELLE** LEVEL UP - MTA ITA
Runs=1 Total laps=14 Full laps=13 Valid laps=5

1	3'30.697	32.026	26.268	30.316	20.769	
2	1'47.874 *	32.806	25.194	29.484	20.390 *	208.4
3	1'47.099	32.261	25.156	29.331	20.351	208.4
4	1'46.652	32.013	25.039	29.266	20.334	209.3
5	1'50.291	31.944	27.718	30.294	20.335	208.4
6	1'49.117 *	33.319	25.468	29.785	20.545 *	210.5
7	1'46.766 *	32.076	24.968	29.325	20.397 *	208.8
8	1'46.675 *	32.007	25.037	29.306	20.325 *	208.8

Fastest Lap: Maximo QUILES SPA CFMOTO Gaviota Aspar Team **1'45.148** 31.631 24.642 28.863 20.012

These data/results cannot be reproduced, stored and/or transmitted in whole or in part by any manner of electronic, mechanical, photocopying, recording, broadcasting or otherwise now known or herein after developed without the previous express consent by the copyright owner, except for reproduction in daily press and regular printed publications on sale to the public within 60 days of the event related to those data/results and always provided that copyright symbol appears together as follows below.

© MotoGP Sports Entertainment Group, 2026

Official MotoGP Timing by TISSOT

www.motogp.com

Balatonfokajár, Saturday, June 6, 2026

Page 3 of 5

Free Practice Nr. 2

Moto3™

Lap	Lap Time	T1	T2	T3	T4	Speed	Lap	Lap Time	T1	T2	T3	T4	Speed
9	1'46.732	31.992	25.063	29.339	20.338	207.6	5	1'48.782 *	32.158	25.442 *	30.617	20.565	209.7
10	1'46.387 *	31.953	24.932	29.183	20.319 *	208.4	6	1'47.118	32.163	25.097	29.406	20.452	210.1
11	1'50.923 *	32.006	27.000	31.229	20.688 *	208.0	7	1'47.743	32.439	25.335	29.320	20.649	207.2
12	1'46.702	32.050	24.944	29.400	20.308	207.2	8	1'47.183	32.252	25.204	29.424	20.303	206.8
13	1'50.231 *	32.322	24.946	31.909 *	21.054 *	207.6	9	1'47.378	32.347	25.084	29.467	20.480	208.8
14	1'49.260 *	32.196	26.908	29.684	20.472 *	207.6	10	1'46.555 *	32.351	25.396 *	28.345 *	20.463	207.6
18th 8 Eddie O'SHEA GRYD Racing GBR							22nd 13 Hakim DANISH AEON Credit - MT Helm MAL						
Runs=1 Total laps=9 Full laps=8 Valid laps=4							Runs=1 Total laps=17 Full laps=16 Valid laps=6						
1	2'10.550	31.546	25.932	30.526	20.966		1	2'30.825 *	32.403	26.103	29.478 *	21.400 *	
2	1'48.955 *	32.746	25.351	30.039 *	20.819 *	209.7	2	1'48.337	32.709	25.565	29.600	20.463	208.8
3	1'47.609	32.340	25.182	29.556	20.531	208.8	3	1'48.008 *	32.610	25.354	29.784	20.260 *	209.7
4	1'47.184 *	32.106	25.050	29.494	20.534 *	208.8	4	1'47.655	32.383	25.270	29.570	20.432	208.4
5	1'48.277 *	32.693 *	25.426	29.567	20.591	208.4	5	1'48.431 *	32.285	25.258 *	29.663	21.225 *	209.3
6	1'46.907	32.045	25.163	29.229	20.470	208.8	6	1'47.933	32.262	25.248	29.891	20.532	207.2
7	1'47.028	32.149	25.111	29.344	20.424	208.8	7	1'46.907 *	32.287	25.348	28.668 *	20.604 *	208.0
8	1'47.480 *	32.036	25.221	29.684	20.539 *	209.3	8	1'47.907	32.684	25.328	29.395	20.500	208.0
9	1'47.117	32.094	25.083	29.382	20.558	209.3	9	1'47.459 *	32.322	25.217	29.418 *	20.502	206.5
unfinished		32.163				207.6	10	1'47.418 *	32.323	25.259 *	29.334	20.502	206.1
19th 66 Joel KELSO GRYD Racing AUS							23rd 6 Ryusei YAMANAKA AEON Credit - MT Helm JPN						
Runs=1 Total laps=17 Full laps=16 Valid laps=10							Runs=2 Total laps=14 Full laps=11 Valid laps=7						
1	2'19.366	31.334	25.760	30.047	20.660		1	1'57.286	31.172	26.211	30.033	21.490	
2	1'47.924	32.577	25.362	29.641	20.344	208.8	2	1'48.533	32.578	25.541	29.684	20.730	208.0
3	1'47.382	32.311	25.254	29.452	20.365	208.0	3	1'48.347	32.533	25.477	29.680	20.657	208.0
4	1'47.394	32.235	25.291	29.476	20.392	207.6	4	1'48.655	32.303	25.363	30.395	20.594	209.3
5	1'48.081	32.163	25.298	29.465	21.155	207.6	5	1'48.277	32.469	25.693	29.556	20.559	208.4
6	1'57.314	34.481	25.508	32.655	24.670	204.5	6	1'51.116 *	32.562	25.748 *	29.883	22.923 *	206.8
7	1'47.167	32.254	25.187	29.465	20.261	209.3	7	1'47.164 *	32.687	25.540	28.661 *	20.276 *	208.4
8	1'46.910	32.128	25.104	29.423	20.255	210.1	8	1'48.864	32.650	25.643	29.798	20.773	207.6
9	1'52.504 *	32.175 *	25.757	30.862	23.710	210.5	9	2'00.242 P	33.096	26.138 *	30.323	30.685	211.3
10	1'49.005 *	32.212	25.651 *	30.588 *	20.554	208.8	10	7'02.942 *	30.769	25.672	29.745 *	26.132	
11	1'47.710	32.289	25.386	29.499	20.536	208.4	11	1'50.422 *	32.443	25.351	31.560 *	21.068	206.8
12	1'58.215 *	39.732	25.613	30.446 *	22.424	207.2	12	1'47.388	32.238	25.315	29.349	20.486	206.8
13	1'52.650 *	37.115	25.323	29.747 *	20.465	206.5	13	1'46.975 *	32.050 *	25.271	29.350	20.304	207.2
14	1'47.005	32.151	25.167	29.404	20.283	210.1	14	1'47.156	32.117	25.319	29.278	20.442	207.6
15	1'50.182 *	32.376	25.103	31.795 *	20.908	207.2	24th 10 Nicola CARRARO Rivacold Snipers Team ITA						
16	1'46.960	32.048	25.031	29.446	20.435	209.3	Runs=2 Total laps=15 Full laps=12 Valid laps=7						
17	1'50.477 *	32.454	28.314	29.081 *	20.628	208.4	1	2'29.137 *	31.583	26.509	30.696	20.841 *	
20th 9 Veda PRATAMA Honda Team Asia INA							2	1'49.583	33.072	25.880	29.822	20.809	206.5
Runs=1 Total laps=6 Full laps=4 Valid laps=3													
1	2'18.503	31.290	26.254	30.083	20.637								
2	1'47.832	32.465	25.420	29.538	20.409	207.2							
3	1'47.019	32.147	25.124	29.372	20.376	208.0							
4	1'47.140	32.245	25.136	29.318	20.441	206.5							
5	2'13.287 *	32.002	48.632	32.571	20.082 *	206.8							
6	2'08.188 P	34.408	26.798	34.754 *	32.228	204.9							
21st 19 Scott OGDEN CIP Green Power GBR													
Runs=1 Total laps=17 Full laps=16 Valid laps=12													
1	2'26.480	32.713	26.722	30.206	21.074								
2	1'48.361	32.717	25.533	29.597	20.514	208.4							
3	1'47.787	32.384	25.388	29.412	20.603	209.3							
4	1'47.825	32.582	25.263	29.647	20.333	206.8							

Fastest Lap: Maximo QUILES SPA CFMOTO Gaviota Aspar Team **1'45.148** 31.631 24.642 28.863 20.012

These data/results cannot be reproduced, stored and/or transmitted in whole or in part by any manner of electronic, mechanical, photocopying, recording, broadcasting or otherwise now known or herein after developed without the previous express consent by the copyright owner, except for reproduction in daily press and regular printed publications on sale to the public within 60 days of the event related to those data/results and always provided that copyright symbol appears together as follows below.

© MotoGP Sports Entertainment Group, 2026

Official MotoGP Timing by  TISSOT

www.motogp.com

Balatonfokajár, Saturday, June 6, 2026

Page 4 of 5



Free Practice Nr. 2

Moto3™

Lap	Lap Time	T1	T2	T3	T4	Speed	Lap	Lap Time	T1	T2	T3	T4	Speed
3	1'48.887	32.727	25.444	29.912	20.804	207.6							
4	1'48.646	32.801	25.592	29.662	20.591	208.8							
5	1'59.395 P	32.612	25.564 *	29.726 *	31.493	207.6							
6	5'11.351 *	31.203	26.091 *	29.272 *	22.813								
7	1'48.042	32.373	25.549	29.511	20.609	208.0							
8	1'48.780 *	32.617	25.637 *	29.900 *	20.626	207.6							
9	1'47.605 *	32.183	25.448	29.369 *	20.605	208.0							
10	2'00.573 *	32.334	26.025	37.323 *	24.891	207.6							
11	1'47.664	32.359	25.345	29.553	20.407	208.8							
12	1'49.393	32.362	25.451	30.000	21.580	207.6							
13	1'48.020	32.223	25.379	29.825	20.593	207.6							
14	1'48.441 *	32.241	25.417	29.626	21.157 *	207.6							
15	1'53.158 *	33.528	28.396	30.396 *	20.838	205.7							

25th **32** **Zen MITANI** Honda Team Asia JPN
 Runs=1 Total laps=17 Full laps=16 Valid laps=7

1	2'18.728	31.004	26.304	30.038	20.717	
2	1'49.118 *	32.691 *	25.427	29.813	21.187 *	208.8
3	1'48.066	32.503	25.605	29.396	20.562	206.8
4	1'48.903	32.714	25.844	29.721	20.624	206.5
5	1'48.199 *	32.510	25.562	29.568	20.559 *	207.6
6	1'51.682 *	34.629	26.092	30.152 *	20.809	206.1
7	1'47.919	32.673	25.375	29.363	20.508	204.5
8	1'50.702	34.725	25.578	29.808	20.591	206.8
9	1'50.404 *	33.563	25.938	30.079	20.824 *	204.5
10	1'48.467 *	32.490	25.483 *	29.765 *	20.729	206.5
11	1'51.031 *	32.673	27.487	29.987 *	20.884	206.5
12	1'49.688	32.872	25.981	29.993	20.842	205.3
13	1'49.916	33.128	25.873	30.031	20.884	204.5
14	1'49.369	32.775	25.729	29.889	20.976	204.1
15	1'57.302 *	34.660	25.788	32.692 *	24.162	204.5
16	1'52.855 *	32.989	25.698	32.491 *	21.677	205.7
17	1'50.654 *	33.242	25.955	30.433	21.024 *	205.7

26th **5** **Leo RAMMERSTORFER** SIC58 Squadra Corse AUT
 Runs=1 Total laps=17 Full laps=16 Valid laps=10

1	2'27.977	31.534	26.302	30.465	20.897	
2	1'49.126	32.933	25.500	29.987	20.706	208.0
3	1'48.291 *	32.969	25.476	29.249 *	20.597	207.6
4	1'48.583	32.649	25.471	29.837	20.626	208.4
5	1'48.569 *	32.615	25.566 *	29.808	20.580	209.7
6	1'48.082	32.425	25.385	29.740	20.532	207.2
7	1'49.126 *	33.417	25.521	30.064	20.124 *	206.5
8	1'48.156	32.592	25.471	29.651	20.442	208.0
9	1'49.585	33.299	25.765	29.805	20.716	208.4
10	1'48.950 *	32.707	25.741 *	29.772	20.730	206.5
11	1'49.138	32.635	25.666	30.033	20.804	207.2
12	1'56.692 *	34.315	25.589	32.208 *	24.580	206.8
13	1'49.275	32.924	25.468	30.179	20.704	208.8
14	1'48.818	32.793	25.432	29.815	20.778	208.4
15	1'50.732	32.796	25.454	31.110	21.372	207.2
16	1'49.571 *	32.926	25.502	30.168	20.975 *	207.6
17	1'50.783	33.103	25.849	30.778	21.053	206.8

Fastest Lap: Maximo QUILES SPA CFMOTO Gaviota Aspar Team **1'45.148** 31.631 24.642 28.863 20.012

These data/results cannot be reproduced, stored and/or transmitted in whole or in part by any manner of electronic, mechanical, photocopying, recording, broadcasting or otherwise now known or herein after developed without the previous express consent by the copyright owner, except for reproduction in daily press and regular printed publications on sale to the public within 60 days of the event related to those data/results and always provided that copyright symbol appears together as follows below.

© MotoGP Sports Entertainment Group, 2026

Official MotoGP Timing by  TISSOT

www.motogp.com

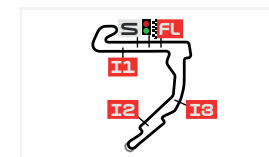
Balatonfokajár, Saturday, June 6, 2026

Page 5 of 5

BEST PARTIAL TIMES

GRAND PRIX OF HUNGARY

FREE PRACTICE NR. 2



Balaton Park Circuit 4075 m.

IT Ideal Lap Time, sum of the best partial times

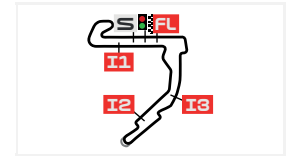
BT Best Lap Time

Pos	T1		T2		T3		T4		Pos	Rider	IT	BT	
	Rider	Time	Rider	Time	Rider	Time	Rider	Time					
1	D.ALMANSA	31.547	M.QUILES	24.642	D.MUÑOZ	28.834	M.QUILES	19.995	1	M.QUILES	1'45.125	1'45.148	(1)
2	M.QUILES	31.631	D.ALMANSA	24.749	M.QUILES	28.857	D.MUÑOZ	20.006	2	D.ALMANSA	1'45.262	1'45.462	(3)
3	A.FERNANDEZ	31.645	A.CARPE	24.763	D.ALMANSA	28.893	D.ALMANSA	20.073	3	D.MUÑOZ	1'45.359	1'45.424	(2)
4	D.MUÑOZ	31.707	B.URIARTE	24.809	A.CARPE	28.907	R.MOODLEY	20.131	4	A.FERNANDEZ	1'45.762	1'45.935	(5)
5	R.SALMELA	31.816	D.MUÑOZ	24.812	A.CRUCES	28.944	J.RIOS	20.132	5	A.CARPE	1'45.773	1'45.831	(4)
6	G.PINI	31.917	R.SALMELA	24.853	A.FERNANDEZ	29.035	B.URIARTE	20.168	6	B.URIARTE	1'46.004	1'46.169	(6)
7	A.CARPE	31.920	J.RIOS	24.878	R.MOODLEY	29.043	A.FERNANDEZ	20.179	7	J.RIOS	1'46.021	1'46.443	(10)
8	R.MOODLEY	31.922	A.FERNANDEZ	24.903	C.O'GORMAN	29.053	A.CARPE	20.183	8	R.SALMELA	1'46.035	1'46.169	(7)
9	J.RIOS	31.925	A.CRUCES	24.906	B.URIARTE	29.084	G.PINI	20.226	9	R.MOODLEY	1'46.109	1'46.252	(8)
10	B.URIARTE	31.943	M.MORELLI	24.912	J.RIOS	29.086	C.O'GORMAN	20.227	10	C.O'GORMAN	1'46.241	1'46.313	(9)
11	V.PERRONE	31.943	V.PERRONE	24.931	J.ESTEBAN	29.099	M.MORELLI	20.233	11	A.CRUCES	1'46.260	1'46.531	(13)
12	M.BERTELLE	31.944	M.BERTELLE	24.932	R.SALMELA	29.104	V.PERRONE	20.254	12	V.PERRONE	1'46.319	1'46.542	(14)
13	C.O'GORMAN	31.992	C.BUCHANAN	24.964	C.BUCHANAN	29.117	J.KELSO	20.255	13	G.PINI	1'46.336	1'46.491	(11)
14	H.DANISH	31.998	C.O'GORMAN	24.969	M.MORELLI	29.128	A.CRUCES	20.256	14	M.BERTELLE	1'46.367	1'46.652	(17)
15	J.ESTEBAN	32.001	H.DANISH	24.977	H.DANISH	29.148	R.SALMELA	20.262	15	M.MORELLI	1'46.380	1'46.508	(12)
16	V.PRATAMA	32.002	R.MOODLEY	25.013	G.PINI	29.164	J.ESTEBAN	20.281	16	J.ESTEBAN	1'46.445	1'46.594	(16)
17	E.O'SHEA	32.036	G.PINI	25.029	M.BERTELLE	29.183	S.OGDEN	20.303	17	C.BUCHANAN	1'46.454	1'46.553	(15)
18	J.KELSO	32.048	J.KELSO	25.031	V.PERRONE	29.191	R.YAMANAKA	20.304	18	H.DANISH	1'46.490	1'47.132	(22)
19	C.BUCHANAN	32.050	E.O'SHEA	25.050	E.O'SHEA	29.229	M.BERTELLE	20.308	19	J.KELSO	1'46.738	1'46.910	(19)
20	M.MORELLI	32.107	J.ESTEBAN	25.064	R.YAMANAKA	29.278	C.BUCHANAN	20.323	20	E.O'SHEA	1'46.739	1'46.907	(18)
21	R.YAMANAKA	32.117	S.OGDEN	25.084	V.PRATAMA	29.318	H.DANISH	20.367	21	V.PRATAMA	1'46.820	1'47.019	(20)
22	A.CRUCES	32.154	V.PRATAMA	25.124	S.OGDEN	29.320	V.PRATAMA	20.376	22	S.OGDEN	1'46.865	1'47.118	(21)
23	S.OGDEN	32.158	R.YAMANAKA	25.271	Z.MITANI	29.363	N.CARRARO	20.407	23	R.YAMANAKA	1'46.970	1'47.156	(23)
24	N.CARRARO	32.183	N.CARRARO	25.345	J.KELSO	29.404	E.O'SHEA	20.424	24	N.CARRARO	1'47.446	1'47.664	(24)
25	L.RAMMERSTOR	32.425	Z.MITANI	25.375	N.CARRARO	29.511	L.RAMMERSTOR	20.442	25	Z.MITANI	1'47.736	1'47.919	(25)

These data/results cannot be reproduced, stored and/or transmitted in whole or in part by any manner of electronic, mechanical, photocopying, recording, broadcasting or otherwise now known or herein after developed without the previous express consent by the copyright owner, except for reproduction in daily press and regular printed publications on sale to the public within 60 days of the event related to those data/results and always provided that copyright symbol appears together as follows below.

© MotoGP Sports Entertainment Group, 2026

BEST PARTIAL TIMES
 GRAND PRIX OF HUNGARY
 FREE PRACTICE NR. 2



Balaton Park Circuit 4075 m.

IT Ideal Lap Time, sum of the best partial times

BT Best Lap Time

Pos	T1		T2		T3		T4		Pos	Rider	IT	BT
	Rider	Time	Rider	Time	Rider	Time	Rider	Time				
26	Z.MITANI	32.490	L.RAMMERSTOR	25.385	L.RAMMERSTOR	29.651	Z.MITANI	20.508	26	L.RAMMERSTORFER	1'47.903	1'48.082 (26)

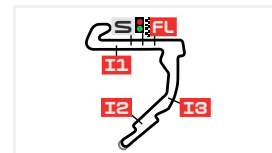
These data/results cannot be reproduced, stored and/or transmitted in whole or in part by any manner of electronic, mechanical, photocopying, recording, broadcasting or otherwise now known or herein after developed without the previous express consent by the copyright owner, except for reproduction in daily press and regular printed publications on sale to the public within 60 days of the event related to those data/results and always provided that copyright symbol appears together as follows below.

© MotoGP Sports Entertainment Group, 2026

FASTEST LAPS SEQUENCE

GRAND PRIX OF HUNGARY

FREE PRACTICE NR. 2



Balaton Park Circuit 4075 m.

<i>Practice Time</i>	<i>#</i>	<i>Rider</i>	<i>Nation</i>	<i>Motorcycle</i>	<i>Time</i>	<i>Km/h</i>	<i>Rider's Lap</i>
3'37.895	28	Maximo QUILES	SPA	KTM	1'47.154	136.9	2
4'19.587	73	Valentin PERRONE	ARG	KTM	1'47.012	137.0	2
5'23.935	28	Maximo QUILES	SPA	KTM	1'46.040	138.3	3
7'09.719	28	Maximo QUILES	SPA	KTM	1'45.784	138.6	4
10'18.070	22	David ALMANSA	SPA	KTM	1'45.700	138.7	5
12'03.700	22	David ALMANSA	SPA	KTM	1'45.630	138.8	6
14'13.364	64	David MUÑOZ	SPA	KTM	1'45.424	139.1	8
17'44.265	28	Maximo QUILES	SPA	KTM	1'45.385	139.2	10
30'02.772	28	Maximo QUILES	SPA	KTM	1'45.148	139.5	17

These data/results cannot be reproduced, stored and/or transmitted in whole or in part by any manner of electronic, mechanical, photocopying, recording, broadcasting or otherwise now known or herein after developed without the previous express consent by the copyright owner, except for reproduction in daily press and regular printed publications on sale to the public within 60 days of the event related to those data/results and always provided that copyright symbol appears together as follows below.

© MotoGP Sports Entertainment Group, 2026

Official MotoGP Timing by www.motogp.com

Balatonfokajár, Saturday, June 6, 2026