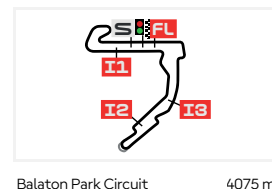


# CLASSIFICATION

## GRAND PRIX OF HUNGARY

### QUALIFYING NR. 1



#	Rider	Nation	Team	Motorcycle	Time	Lap Total	Gap	T. Speed
1	63 <b>Francesco BAGNAIA</b>	ITA	Ducati Lenovo Team	DUCATI	<b>1'37.443</b>	6 8		<b>296.7</b>
2	10 <b>Luca MARINI</b>	ITA	Honda HRC Castrol	HONDA	<b>1'37.594</b>	6 8	0.151 0.151	<b>296.7</b>
3	36 <b>Joan MIR</b>	SPA	Honda HRC Castrol	HONDA	<b>1'37.756</b>	6 8	0.313 0.162	<b>297.5</b>
4	23 <b>Enea BASTIANINI</b>	ITA	Red Bull KTM Tech3	KTM	<b>1'37.815</b>	3 8	0.372 0.059	<b>300.8</b>
5	20 <b>Fabio QUARTARARO</b>	FRA	Monster Energy Yamaha MotoGP Team	YAMAHA	<b>1'37.965</b>	8 8	0.522 0.150	<b>291.8</b>
6	27 <b>Iker LECUONA</b>	SPA	BK8 Gresini Racing MotoGP	DUCATI	<b>1'38.024</b>	3 8	0.581 0.059	<b>297.5</b>
7	33 <b>Brad BINDER</b>	RSA	Red Bull KTM Factory Racing	KTM	<b>1'38.068</b>	6 6	0.625 0.044	<b>300.0</b>
8	7 <b>Toprak RAZGATLIOGLU</b>	TUR	Prima Pramac Yamaha MotoGP	YAMAHA	<b>1'38.074</b>	2 8	0.631 0.006	<b>291.1</b>
9	21 <b>Franco MORBIDELLI</b>	ITA	Pertamina Enduro VR46 Racing Team	DUCATI	<b>1'38.234</b>	7 7	0.791 0.160	<b>298.3</b>
10	42 <b>Alex RINS</b>	SPA	Monster Energy Yamaha MotoGP Team	YAMAHA	<b>1'38.469</b>	8 8	1.026 0.235	<b>293.4</b>
11	12 <b>Maverick VIÑALES</b>	SPA	Red Bull KTM Tech3	KTM	<b>1'38.469</b>	3 7	1.026	<b>295.0</b>
12	35 <b>Cal CRUTCHLOW</b>	GBR	Castrol Honda LCR	HONDA	<b>1'39.284</b>	6 8	1.841 0.815	<b>298.3</b>

Practice condition: **Dry**

Air: 22°

Humidity: 51%

Ground: 37°

<b>Fastest Lap:</b>	Lap: 6	<b>Francesco BAGNAIA</b>	<b>1'37.443</b>	150.5 Km/h
<b>Best Race Lap:</b>	2025	<b>Marc MARQUEZ</b>	<b>1'37.699</b>	150.1 Km/h
<b>All-Time Lap Record:</b>	2025	<b>Marc MARQUEZ</b>	<b>1'36.518</b>	151.9 Km/h

The results are provisional until the end of the limit for protest and appeals.

Time limit for protest expires 60' after publication of the results - ..... Time: **11:17**

These data/results cannot be reproduced, stored and/or transmitted in whole or in part by any manner of electronic, mechanical, photocopying, recording, broadcasting or otherwise now known or herein after developed without the previous express consent by the copyright owner, except for reproduction in daily press and regular printed publications on sale to the public within 60 days of the event related to those data/results and always provided that copyright symbol appears together as follows below.

© MotoGP Sports Entertainment Group, 2026

Official MotoGP Timing by

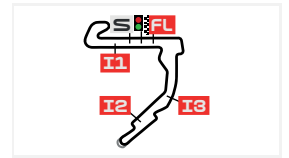
www.motogp.com

**Balatonfokajár, Saturday, June 6, 2026**

# TOP SPEED & AVERAGE

## GRAND PRIX OF HUNGARY

### QUALIFYING NR. 1



Balaton Park Circuit

4075 m.

#	Rider	Nation	Motorcycle	Top 5 speeds					Average	Top
23	<b>Enea BASTIANINI</b>	ITA	KTM	300.8	300.0	299.1	298.3	297.5	299.1	<b>300.8</b>
33	<b>Brad BINDER</b>	RSA	KTM	300.0	298.3	296.7	295.8		297.7	<b>300.0</b>
21	<b>Franco MORBIDELLI</b>	ITA	DUCATI	298.3	296.7	295.8	295.0	295.0	296.2	<b>298.3</b>
35	<b>Cal CRUTCHLOW</b>	GBR	HONDA	298.3	294.2	294.2	294.2	294.2	295.0	<b>298.3</b>
27	<b>Iker LECUONA</b>	SPA	DUCATI	297.5	296.7	295.8	294.2	294.2	295.7	<b>297.5</b>
36	<b>Joan MIR</b>	SPA	HONDA	297.5	297.5	296.7	295.8	295.0	296.3	<b>297.5</b>
10	<b>Luca MARINI</b>	ITA	HONDA	296.7	295.8	295.8	295.8	295.0	295.7	<b>296.7</b>
63	<b>Francesco BAGNAIA</b>	ITA	DUCATI	296.7	296.7	296.7	295.8	295.8	296.3	<b>296.7</b>
12	<b>Maverick VIÑALES</b>	SPA	KTM	295.0	295.0	295.0	294.2	293.4	294.5	<b>295.0</b>
42	<b>Alex RINS</b>	SPA	YAMAHA	293.4	292.6	291.8	291.8	290.3	291.7	<b>293.4</b>
20	<b>Fabio QUARTARARO</b>	FRA	YAMAHA	291.8	291.8	291.8	291.1	291.1	291.5	<b>291.8</b>
7	<b>Toprak RAZGATLIOGLU</b>	TUR	YAMAHA	291.1	291.1	290.3	290.3	288.7	290.3	<b>291.1</b>

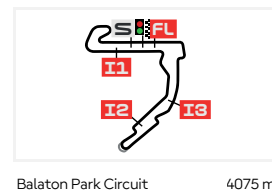
These data/results cannot be reproduced, stored and/or transmitted in whole or in part by any manner of electronic, mechanical, photocopying, recording, broadcasting or otherwise now known or herein after developed without the previous express consent by the copyright owner, except for reproduction in daily press and regular printed publications on sale to the public within 60 days of the event related to those data/results and always provided that copyright symbol appears together as follows below.

© MotoGP Sports Entertainment Group, 2026

Official MotoGP Timing by

www.motogp.com

Balatonfokajár, Saturday, June 6, 2026



# CHRONOLOGICAL ANALYSIS OF PERFORMANCES

## GRAND PRIX OF HUNGARY

### QUALIFYING NR. 1

\* Lap / Sector time cancelled  
 P Crossing the finish line in pit lane  
 \*\* Tyre data subject to further updates

**T1** Time from finish line to 1st intermediate  
**T2** Time from 1st intermed. to 2nd intermed.

**T3** Time from 2nd intermed. to 3rd intermed.  
**T4** Time from 3rd intermediate to finish line

Lap	Lap Time	T1	T2	T3	T4	Speed	Lap	Lap Time	T1	T2	T3	T4	Speed
<b>1st</b>	<b>63</b>	<b>Francesco BAGNAIA</b>		DUCATI		ITA	5	3'28.160	31.931	23.157	28.122	18.231	
		Ducati Lenovo Team					6	<b>1'37.756</b>	29.023	22.757	27.604	18.372	296.7
		Runs=2	Total laps=8	Full laps=4	Valid laps=3		7	1'44.906 *	29.197	22.736	34.215 *	18.758	295.8
<b>Run #</b>	<b>1</b>	<b>Front Tyre</b>	<b>Slick-Medium</b>	<b>Rear Tyre</b>	<b>Slick-Soft</b>		8	<b>1'37.845</b>	29.171	22.695	27.623	18.356	295.0
		New Tyre		New Tyre									
1	1'42.483	29.501	23.153	28.286	18.587								
2	<b>1'53.178</b>	29.289	35.445	29.726	18.718	295.0							
3	<b>1'38.462</b>	29.541	22.865	27.611	18.445	296.7							
4	1'49.332 P	31.541	23.233	27.700 *	26.858	296.7							
<b>Run #</b>	<b>2</b>	<b>Front Tyre</b>	<b>Slick-Medium</b>	<b>Rear Tyre</b>	<b>Slick-Soft</b>								
		4 Laps at start		New Tyre									
5	3'59.016	32.546	23.612	28.165	18.351								
6	<b>1'37.443</b>	29.096	22.684	27.422	18.241	296.7							
7	1'47.582 *	34.505 *	25.195	28.859	19.023	295.8							
8	1'58.283 P	29.122	22.590	37.710 *	28.861	295.8							
<b>2nd</b>	<b>10</b>	<b>Luca MARINI</b>		HONDA		ITA							
		Honda HRC Castrol											
		Runs=2	Total laps=8	Full laps=5	Valid laps=4								
<b>Run #</b>	<b>1</b>	<b>Front Tyre</b>	<b>Slick-Medium</b>	<b>Rear Tyre</b>	<b>Slick-Soft</b>								
		New Tyre		New Tyre									
1	1'52.234	29.998	29.586	29.961	19.858								
2	<b>1'39.751</b>	29.274	23.181	28.294	19.002	295.8							
3	<b>1'37.978</b>	29.188	22.782	27.679	18.329	296.7							
4	1'54.638 P	35.698	23.753	27.992 *	27.195	295.8							
<b>Run #</b>	<b>2</b>	<b>Front Tyre</b>	<b>Slick-Medium</b>	<b>Rear Tyre</b>	<b>Slick-Soft</b>								
		4 Laps at start		New Tyre									
5	2'58.986	29.016	23.482	28.251	18.844								
6	<b>1'37.594</b>	29.104	22.697	27.476	18.317	295.0							
7	1'43.184 *	29.103	26.135	28.969 *	18.977	295.0							
8	<b>1'37.886</b>	29.102	22.800	27.529	18.455	295.8							
<b>3rd</b>	<b>36</b>	<b>Joan MIR</b>		HONDA		SPA							
		Honda HRC Castrol											
		Runs=2	Total laps=8	Full laps=5	Valid laps=3								
<b>Run #</b>	<b>1</b>	<b>Front Tyre</b>	<b>Slick-Medium</b>	<b>Rear Tyre</b>	<b>Slick-Soft</b>								
		New Tyre		New Tyre									
1	1'43.483 *	30.069	23.639	27.714 *	18.866								
2	1'44.597 *	29.154	22.858	34.105 *	18.480	297.5							
3	<b>1'37.949</b>	29.089	22.783	27.607	18.470	297.5							
4	1'51.048 P	31.637	24.016	28.296 *	27.099	295.0							
<b>Run #</b>	<b>2</b>	<b>Front Tyre</b>	<b>Slick-Medium</b>	<b>Rear Tyre</b>	<b>Slick-Soft</b>								
		4 Laps at start		New Tyre									
<b>4th</b>	<b>23</b>	<b>Enea BASTIANINI</b>		KTM		ITA							
		Red Bull KTM Tech3											
		Runs=2	Total laps=8	Full laps=5	Valid laps=3								
<b>Run #</b>	<b>1</b>	<b>Front Tyre</b>	<b>Slick-Medium</b>	<b>Rear Tyre</b>	<b>Slick-Soft</b>								
		New Tyre		New Tyre									
1	1'45.415	29.281	24.046	28.502	19.086								
2	<b>1'47.968</b>	29.164	22.815	34.762	21.227	300.0							
3	<b>1'37.815</b>	29.164	22.738	27.603	18.310	299.1							
4	1'54.072 P	35.262	23.697	28.201	26.912	300.8							
<b>Run #</b>	<b>2</b>	<b>Front Tyre</b>	<b>Slick-Medium</b>	<b>Rear Tyre</b>	<b>Slick-Soft</b>								
		4 Laps at start		New Tyre									
5	3'47.737 *	28.361	24.929	29.521 *	19.146								
6	1'43.889 *	29.240	22.741	31.253 *	20.655	297.5							
7	1'52.212 *	33.881 *	23.317	29.596	25.418 *	296.7							
8	<b>1'37.847</b>	29.131	22.819	27.565	18.332	298.3							
<b>5th</b>	<b>20</b>	<b>Fabio QUARTARARO</b>		YAMAHA		FRA							
		Monster Energy Yamaha MotoGP Team											
		Runs=2	Total laps=8	Full laps=5	Valid laps=3								
<b>Run #</b>	<b>1</b>	<b>Front Tyre</b>	<b>Slick-Medium</b>	<b>Rear Tyre</b>	<b>Slick-Soft</b>								
		New Tyre		New Tyre									
1	2'32.521	31.076	24.270	28.605	19.264								
2	1'41.009 *	29.335	22.740	29.981 *	18.953	290.3							
3	<b>1'38.126</b>	29.214	22.835	27.720	18.357	291.1							
4	1'47.088 P	29.200	22.744	27.655	27.489	291.8							
<b>Run #</b>	<b>2</b>	<b>Front Tyre</b>	<b>Slick-Medium</b>	<b>Rear Tyre</b>	<b>Slick-Soft</b>								
		4 Laps at start		New Tyre									
5	3'36.980	29.504	23.294	28.875	19.201								
6	1'40.185 *	29.237	22.643	29.136 *	19.169	291.8							
7	<b>1'37.971</b>	29.154	22.746	27.687	18.384	291.1							
8	<b>1'37.965</b>	29.155	22.654	27.775	18.381	291.8							
<b>6th</b>	<b>27</b>	<b>Iker LECUONA</b>		DUCATI		SPA							
		BK8 Gresini Racing MotoGP											
		Runs=2	Total laps=8	Full laps=5	Valid laps=3								
<b>Run #</b>	<b>1</b>	<b>Front Tyre</b>	<b>Slick-Medium</b>	<b>Rear Tyre</b>	<b>Slick-Soft</b>								
		New Tyre		New Tyre									
1	1'43.021	29.286	23.434	28.005	18.918								

<b>Fastest Lap:</b>	Francesco BAGNAIA	ITA	Ducati Lenovo Team	<b>1'37.443</b>	29.096	22.684	27.422	18.241
---------------------	-------------------	-----	--------------------	-----------------	--------	--------	--------	--------

These data/results cannot be reproduced, stored and/or transmitted in whole or in part by any manner of electronic, mechanical, photocopying, recording, broadcasting or otherwise now known or herein after developed without the previous express consent by the copyright owner, except for reproduction in daily press and regular printed publications on sale to the public within 60 days of the event related to those data/results and always provided that copyright symbol appears together as follows below.

© MotoGP Sports Entertainment Group, 2026

Official MotoGP Timing by

www.motogp.com

Balatonfokajár, Saturday, June 6, 2026

# Qualifying Nr. 1

MotoGP™

Lap	Lap Time	T1	T2	T3	T4	Speed
2	<b>1'42.894</b>	29.107	24.270	29.508	20.009	296.7
3	<b>1'38.024</b>	29.126	22.758	27.664	18.476	297.5
4	1'46.963 P	29.240	22.901	28.003	26.819	294.2

Run #	2	Front Tyre	Slick-Medium	Rear Tyre	Slick-Soft
4 Laps at start					
New Tyre					

5	3'32.045	30.527	23.108	27.766	18.286	
6	<b>1'38.064</b>	29.146	22.707	27.588	18.623	294.2
7	1'41.376 *	29.072	23.428	30.304 *	18.572	293.4
8	1'49.746 *	29.158	22.705	38.058 *	19.825	295.8

7th	33	Brad BINDER	KTM	RSA
Red Bull KTM Factory Racing				
Runs=2		Total laps=6		Full laps=3 Valid laps=2

Run #	1	Front Tyre	Slick-Medium	Rear Tyre	Slick-Soft
New Tyre					
New Tyre					

1	1'44.468	29.508	23.981	28.510	18.522	
2	1'44.584 *	34.019	23.515	29.210	17.840 *	300.0
3	<b>1'38.326</b>	29.156	22.991	27.754	18.425	298.3
4	1'52.218 P	31.298	24.967	28.344	27.609	295.8

Run #	2	Front Tyre	Slick-Medium	Rear Tyre	Slick-Soft
4 Laps at start					
New Tyre					

5	3'27.299	32.362	23.513	28.150	18.473	
6	<b>1'38.068</b>	29.085	22.833	27.797	18.353	296.7

8th	7	Toprak RAZGATLIOGLU	YAMAHA	TUR
Prima Pramac Yamaha MotoGP				
Runs=2		Total laps=8		Full laps=5 Valid laps=3

Run #	1	Front Tyre	Slick-Medium	Rear Tyre	Slick-Soft
New Tyre					
New Tyre					

1	1'47.146	29.751	23.815	28.256	18.844	
2	<b>1'38.074</b>	29.139	22.849	27.636	18.450	291.1
3	1'45.657 *	30.814	26.823	29.376 *	18.644	288.0
4	1'46.513 P	29.156	22.983	27.836	26.538	290.3

Run #	2	Front Tyre	Slick-Medium	Rear Tyre	Slick-Soft
4 Laps at start					
New Tyre					

5	3'56.586	29.197	23.993	28.411	18.810	
6	<b>1'44.858</b>	29.286	27.359	29.503	18.710	290.3
7	1'49.076 *	30.887 *	24.083	30.032 *	24.074	291.1
8	<b>1'38.241</b>	29.185	22.860	27.616	18.580	288.7

9th	21	Franco MORBIDELLI	DUCATI	ITA
Pertamina Enduro VR46 Racing Team				
Runs=2		Total laps=7		Full laps=4 Valid laps=3

Run #	1	Front Tyre	Slick-Medium	Rear Tyre	Slick-Soft
New Tyre					
New Tyre					

1	1'48.273	30.079	24.684	29.712	18.688	
2	<b>1'38.413</b>	29.236	22.953	27.801	18.423	296.7
3	2'06.717 P	33.527	32.951	30.106 *	30.133	295.8

Run #	2	Front Tyre	Slick-Medium	Rear Tyre	Slick-Soft
3 Laps at start					
New Tyre					

4	5'30.596	33.080	23.824	28.404	18.478	
5	<b>1'38.269</b>	29.145	23.004	27.725	18.395	295.0
6	1'46.139 *	32.791 *	25.765	29.070	18.513	295.0
7	<b>1'38.234</b>	29.234	22.878	27.689	18.433	298.3

Lap	Lap Time	T1	T2	T3	T4	Speed
10th	<b>42</b>	Alex RINS	YAMAHA	SPA		
Monster Energy Yamaha MotoGP Team						
Runs=2		Total laps=8		Full laps=5		Valid laps=4

Run #	1	Front Tyre	Slick-Medium	Rear Tyre	Slick-Soft
New Tyre					
New Tyre					

1	1'43.834	30.333	23.939	28.524	18.787	
2	<b>1'48.555</b>	35.045	24.463	29.910	19.137	291.8
3	1'42.271 *	29.490	24.605	28.941 *	19.235	292.6
4	1'51.153 P	29.423	23.041	31.640 *	27.049	293.4

Run #	2	Front Tyre	Slick-Medium	Rear Tyre	Slick-Soft
4 Laps at start					
New Tyre					

5	2'58.140	28.227	23.462	28.212	18.740	
6	<b>1'38.653</b>	29.326	22.745	28.001	18.581	291.8
7	<b>1'48.907</b>	34.906	25.903	29.225	18.873	290.3
8	<b>1'38.469</b>	29.261	22.831	27.750	18.627	290.3

11th	12	Maverick VIÑALES	KTM	SPA
Red Bull KTM Tech3				
Runs=2		Total laps=7		Full laps=4 Valid laps=2

Run #	1	Front Tyre	Slick-Medium	Rear Tyre	Slick-Soft
New Tyre					
New Tyre					

1	3'01.734	29.224	23.483	28.486	18.487	
2	<b>1'38.934</b>	29.687	22.874	27.811	18.562	294.2
3	<b>1'38.469</b>	29.327	22.821	27.812	18.509	295.0
4	1'51.413 P	30.999	24.149	28.736	27.529	293.4

Run #	2	Front Tyre	Slick-Medium	Rear Tyre	Slick-Soft
4 Laps at start					
New Tyre					

5	4'56.157	29.305	24.053	27.940	18.529	
6	1'44.228 *	29.357	24.865	30.687 *	19.319	295.0
7	1'42.480 *	29.368	22.865	27.807	22.440 *	295.0

12th	35	Cal CRUTCHLOW	HONDA	GBR
Castrol Honda LCR				
Runs=2		Total laps=8		Full laps=5 Valid laps=3

Run #	1	Front Tyre	Slick-Medium	Rear Tyre	Slick-Soft
New Tyre					
New Tyre					

1	1'57.459	29.554	24.739	29.181	18.898	
2	<b>1'40.086</b>	29.600	23.393	28.240	18.853	294.2
3	<b>1'39.712</b>	29.538	23.303	28.128	18.743	294.2
4	1'55.898 P	32.495	25.921	29.181 *	28.301	294.2

Run #	2	Front Tyre	Slick-Medium	Rear Tyre	Slick-Soft
4 Laps at start					
New Tyre					

5	3'41.789	28.586	24.086	28.562	18.856	
6	<b>1'39.284</b>	29.357	23.296	28.004	18.627	293.4
7	1'55.281 *	40.778 *	24.855	30.510	19.138	294.2
8	1'49.661 *	29.471	23.411	30.295	26.484 *	298.3

<b>Fastest Lap:</b>	Francesco BAGNAIA	ITA	Ducati Lenovo Team	<b>1'37.443</b>	29.096	22.684	27.422	18.241
---------------------	-------------------	-----	--------------------	-----------------	--------	--------	--------	--------

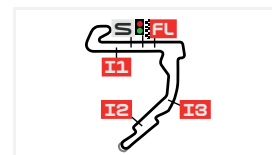
These data/results cannot be reproduced, stored and/or transmitted in whole or in part by any manner of electronic, mechanical, photocopying, recording, broadcasting or otherwise now known or herein after developed without the previous express consent by the copyright owner, except for reproduction in daily press and regular printed publications on sale to the public within 60 days of the event related to those data/results and always provided that copyright symbol appears together as follows below.

© MotoGP Sports Entertainment Group, 2026

Official MotoGP Timing by TISSOT

www.motogp.com

Balatonfokajár, Saturday, June 6, 2026



Balaton Park Circuit

4075 m.

# EVENT BEST MAXIMUM SPEED

## GRAND PRIX OF HUNGARY

### QUALIFYING NR. 1

#	Rider	Nation	Team	Motorcycle	Km/h	
23	<b>Enea BASTIANINI</b>	<b>ITA</b>	Red Bull KTM Tech3	KTM	<b>302.5</b>	Practice
89	<b>Jorge MARTIN</b>	<b>SPA</b>	Aprilia Racing	APRILIA	<b>301.6</b>	Practice
33	<b>Brad BINDER</b>	<b>RSA</b>	Red Bull KTM Factory Racing	KTM	<b>301.6</b>	Practice
72	<b>Marco BEZZECCHI</b>	<b>ITA</b>	Aprilia Racing	APRILIA	<b>300.8</b>	Practice
37	<b>Pedro ACOSTA</b>	<b>SPA</b>	Red Bull KTM Factory Racing	KTM	<b>300.0</b>	Practice
79	<b>Ai OGURA</b>	<b>JPN</b>	SuperFile Trackhouse MotoGP Team	APRILIA	<b>300.0</b>	Practice
11	<b>Diogo MOREIRA</b>	<b>BRA</b>	Pro Honda LCR	HONDA	<b>300.0</b>	Practice
63	<b>Francesco BAGNAIA</b>	<b>ITA</b>	Ducati Lenovo Team	DUCATI	<b>300.0</b>	Free Practice Nr. 2
12	<b>Maverick VIÑALES</b>	<b>SPA</b>	Red Bull KTM Tech3	KTM	<b>299.1</b>	Practice
49	<b>Fabio DI GIANNANTONIO</b>	<b>ITA</b>	Pertamina Enduro VR46 Racing Team	DUCATI	<b>299.1</b>	Practice
27	<b>Iker LECUONA</b>	<b>SPA</b>	BK8 Gresini Racing MotoGP	DUCATI	<b>299.1</b>	Practice
10	<b>Luca MARINI</b>	<b>ITA</b>	Honda HRC Castrol	HONDA	<b>299.1</b>	Free Practice Nr. 1
21	<b>Franco MORBIDELLI</b>	<b>ITA</b>	Pertamina Enduro VR46 Racing Team	DUCATI	<b>298.3</b>	Qualifying Nr. 1
35	<b>Cal CRUTCHLOW</b>	<b>GBR</b>	Castrol Honda LCR	HONDA	<b>298.3</b>	Qualifying Nr. 1
93	<b>Marc MARQUEZ</b>	<b>SPA</b>	Ducati Lenovo Team	DUCATI	<b>298.3</b>	Practice
25	<b>Raul FERNANDEZ</b>	<b>SPA</b>	SuperFile Trackhouse MotoGP Team	APRILIA	<b>297.5</b>	Practice
54	<b>Fermin ALDEGUER</b>	<b>SPA</b>	BK8 Gresini Racing MotoGP	DUCATI	<b>297.5</b>	Practice
36	<b>Joan MIR</b>	<b>SPA</b>	Honda HRC Castrol	HONDA	<b>297.5</b>	Qualifying Nr. 1
42	<b>Alex RINS</b>	<b>SPA</b>	Monster Energy Yamaha MotoGP Team	YAMAHA	<b>295.8</b>	Practice
43	<b>Jack MILLER</b>	<b>AUS</b>	Prima Pramac Yamaha MotoGP	YAMAHA	<b>295.8</b>	Practice
7	<b>Toprak RAZGATLIOGLU</b>	<b>TUR</b>	Prima Pramac Yamaha MotoGP	YAMAHA	<b>293.4</b>	Practice
20	<b>Fabio QUARTARARO</b>	<b>FRA</b>	Monster Energy Yamaha MotoGP Team	YAMAHA	<b>292.6</b>	Practice

These data/results cannot be reproduced, stored and/or transmitted in whole or in part by any manner of electronic, mechanical, photocopying, recording, broadcasting or otherwise now known or herein after developed without the previous express consent by the copyright owner, except for reproduction in daily press and regular printed publications on sale to the public within 60 days of the event related to those data/results and always provided that copyright symbol appears together as follows below.

© MotoGP Sports Entertainment Group, 2026

Official MotoGP Timing by

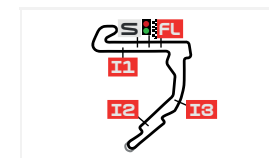
www.motogp.com

Balatonfokajár, Saturday, June 6, 2026

# BEST PARTIAL TIMES

## GRAND PRIX OF HUNGARY

### QUALIFYING NR. 1



Balaton Park Circuit 4075 m.

*IT* Ideal Lap Time, sum of the best partial times

*BT* Best Lap Time

Pos	T1		T2		T3		T4		Pos	Rider	IT	BT	
	Rider	Time	Rider	Time	Rider	Time	Rider	Time					
1	J.MIR	29.023	F.BAGNAIA	22.590	F.BAGNAIA	27.422	J.MIR	18.231	1	F.BAGNAIA	1'37.349	1'37.443	(1)
2	<b>I.LECUONA</b>	<b>29.072</b>	<b>F.QUARTARAR</b>	<b>22.643</b>	<b>L.MARINI</b>	<b>27.476</b>	<b>F.BAGNAIA</b>	<b>18.241</b>	2	J.MIR	1'37.553	1'37.756	(3)
3	B.BINDER	29.085	J.MIR	22.695	E.BASTIANINI	27.565	I.LECUONA	18.286	3	L.MARINI	1'37.592	1'37.594	(2)
4	<b>F.BAGNAIA</b>	<b>29.096</b>	<b>L.MARINI</b>	<b>22.697</b>	<b>I.LECUONA</b>	<b>27.588</b>	<b>E.BASTIANINI</b>	<b>18.310</b>	4	I.LECUONA	1'37.651	1'38.024	(6)
5	L.MARINI	29.102	I.LECUONA	22.705	J.MIR	27.604	L.MARINI	18.317	5	E.BASTIANINI	1'37.744	1'37.815	(4)
6	<b>E.BASTIANINI</b>	<b>29.131</b>	<b>E.BASTIANINI</b>	<b>22.738</b>	<b>T.RAZGATLIOG</b>	<b>27.616</b>	<b>B.BINDER</b>	<b>18.353</b>	6	F.QUARTARARO	1'37.809	1'37.965	(5)
7	T.RAZGATLIOG	29.139	A.RINS	22.745	F.QUARTARARO	27.655	F.QUARTARARO	18.357	7	B.BINDER	1'38.025	1'38.068	(7)
8	<b>F.MORBIDELLI</b>	<b>29.145</b>	<b>M.VIÑALES</b>	<b>22.821</b>	<b>F.MORBIDELLI</b>	<b>27.689</b>	<b>F.MORBIDELLI</b>	<b>18.395</b>	8	T.RAZGATLIOGLU	1'38.054	1'38.074	(8)
9	F.QUARTARARO	29.154	B.BINDER	22.833	A.RINS	27.750	T.RAZGATLIOG	18.450	9	F.MORBIDELLI	1'38.107	1'38.234	(9)
10	<b>A.RINS</b>	<b>29.261</b>	<b>T.RAZGATLIOG</b>	<b>22.849</b>	<b>B.BINDER</b>	<b>27.754</b>	<b>M.VIÑALES</b>	<b>18.487</b>	10	A.RINS	1'38.337	1'38.469	(10)
11	M.VIÑALES	29.327	F.MORBIDELLI	22.878	M.VIÑALES	27.807	A.RINS	18.581	11	M.VIÑALES	1'38.442	1'38.469	(11)
12	<b>C.CRUTCHLOW</b>	<b>29.357</b>	<b>C.CRUTCHLOW</b>	<b>23.296</b>	<b>C.CRUTCHLOW</b>	<b>28.004</b>	<b>C.CRUTCHLOW</b>	<b>18.627</b>	12	C.CRUTCHLOW	1'39.284	1'39.284	(12)

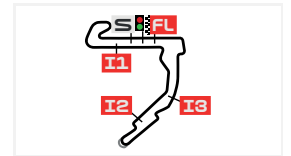
These data/results cannot be reproduced, stored and/or transmitted in whole or in part by any manner of electronic, mechanical, photocopying, recording, broadcasting or otherwise now known or herein after developed without the previous express consent by the copyright owner, except for reproduction in daily press and regular printed publications on sale to the public within 60 days of the event related to those data/results and always provided that copyright symbol appears together as follows below.

© MotoGP Sports Entertainment Group, 2026

# FASTEST LAPS SEQUENCE

## GRAND PRIX OF HUNGARY

### QUALIFYING NR. 1



Balaton Park Circuit

4075 m.

<i>Practice Time</i>	<i>#</i>	<i>Rider</i>	<i>Nation</i>	<i>Motorcycle</i>	<i>Time</i>	<i>Km/h</i>	<i>Rider's Lap</i>
<b>3'25.220</b>	7	<b>Toprak RAZGATLIOGLU</b>	TUR	YAMAHA	<b>1'38.074</b>	149.5	2
<b>5'03.939</b>	27	<b>Iker LECUONA</b>	SPA	DUCATI	<b>1'38.024</b>	149.6	3
<b>5'06.029</b>	36	<b>Joan MIR</b>	SPA	HONDA	<b>1'37.949</b>	149.7	3
<b>5'11.198</b>	23	<b>Enea BASTIANINI</b>	ITA	KTM	<b>1'37.815</b>	149.9	3
<b>11'41.181</b>	10	<b>Luca MARINI</b>	ITA	HONDA	<b>1'37.594</b>	150.3	6
<b>12'39.914</b>	63	<b>Francesco BAGNAIA</b>	ITA	DUCATI	<b>1'37.443</b>	150.5	6

These data/results cannot be reproduced, stored and/or transmitted in whole or in part by any manner of electronic, mechanical, photocopying, recording, broadcasting or otherwise now known or herein after developed without the previous express consent by the copyright owner, except for reproduction in daily press and regular printed publications on sale to the public within 60 days of the event related to those data/results and always provided that copyright symbol appears together as follows below.

© MotoGP Sports Entertainment Group, 2026

Official MotoGP Timing by [www.motogp.com](http://www.motogp.com)

Balatonfokajár, Saturday, June 6, 2026