Moto2

Provided by TISSOT

CLASSIFICATION

MOTUL GRAND PRIX OF VALENCIA

PRACTICE

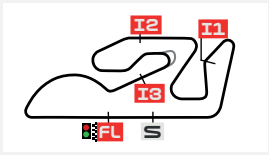

Circuit Ricardo Tormo 4005 m.

Pos	#	Rider	Nation	Team	Motorcycle	Time	Lap	Total	Gap		T. Speed
1	81	**Senna AGIUS**	AUS	LIQUI MOLY Dynavolt Intact GP	KALEX	**1'31.767**	19	21			**280.6**
2	96	**Daniel HOLGADO**	SPA	CFMOTO Inde Aspar Team	KALEX	**1'31.842**	19	23	0.075	0.075	**278.3**
3	21	**Alonso LOPEZ**	SPA	ITALJET Gresini Moto2	KALEX	**1'31.852**	15	17	0.085	0.010	**275.0**
4	95	**Collin VEIJER**	NED	Red Bull KTM Ajo	KALEX	**1'31.905**	16	20	0.138	0.053	**281.8**
5	32	**Luca LUNETTA**	ITA	BETA Tools SpeedRS Team	BOSCOSCURO	**1'32.151**	19	20	0.384	0.246	**278.3**
6	11	**Alex ESCRIG**	SPA	KLINT Racing Team	FORWARD	**1'32.156**	14	17	0.389	0.005	**275.0**
7	18	**Manuel GONZALEZ**	SPA	LIQUI MOLY Dynavolt Intact GP	KALEX	**1'32.158**	19	20	0.391	0.002	**281.8**
8	98	**Jose Antonio RUEDA**	SPA	Red Bull KTM Ajo	KALEX	**1'32.185**	16	20	0.418	0.027	**279.5**
9	12	**Filip SALAC**	CZE	OnlyFans American Racing Team	KALEX	**1'32.189**	18	19	0.422	0.004	**281.8**
10	17	**Daniel MUÑOZ**	SPA	Italtrans Racing Team	KALEX	**1'32.222**	20	22	0.455	0.033	**277.2**
11	28	**Izan GUEVARA**	SPA	BLU CRU Pramac Yamaha Moto2	BOSCOSCURO	**1'32.236**	14	17	0.469	0.014	**277.2**
12	7	**Barry BALTUS**	BEL	REDS Fantic Racing	KALEX	**1'32.246**	17	19	0.479	0.010	**273.9**
13	84	**Zonta VD GOORBERGH**	NED	Momoven Idrofoglia RW Racing Team	KALEX	**1'32.301**	20	20	0.534	0.055	**275.0**
14	99	**Adrian HUERTAS**	SPA	Italtrans Racing Team	KALEX	**1'32.347**	14	17	0.580	0.046	**276.1**
15	85	**Xabi ZURUTUZA**	SPA	KLINT Racing Team	FORWARD	**1'32.362**	13	17	0.595	0.015	**279.5**
16	14	**Tony ARBOLINO**	ITA	REDS Fantic Racing	KALEX	**1'32.405**	6	17	0.638	0.043	**277.2**
17	64	**Mario AJI**	INA	Idemitsu Honda Team Asia	KALEX	**1'32.414**	13	16	0.647	0.009	**276.1**
18	53	**Deniz ÖNCÜ**	TUR	ELF Marc VDS Racing Team	BOSCOSCURO	**1'32.458**	14	18	0.691	0.044	**279.5**
19	4	**Ivan ORTOLA**	SPA	QJMOTOR - MSI	KALEX	**1'32.518**	17	18	0.751	0.060	**275.0**
20	13	**Celestino VIETTI**	ITA	BETA Tools SpeedRS Team	BOSCOSCURO	**1'32.541**	20	21	0.774	0.023	**275.0**
21	54	**Alberto FERRANDEZ**	SPA	BLU CRU Pramac Yamaha Moto2	BOSCOSCURO	**1'32.675**	12	16	0.908	0.134	**277.2**
22	36	**Angel PIQUERAS**	SPA	QJMOTOR - MSI	KALEX	**1'32.706**	3	10	0.939	0.031	**278.3**
23	44	**Aron CANET**	SPA	ELF Marc VDS Racing Team	BOSCOSCURO	**1'32.715**	14	14	0.948	0.009	**275.0**
24	72	**Taiyo FURUSATO**	JPN	Idemitsu Honda Team Asia	KALEX	**1'32.883**	14	17	1.116	0.168	**276.1**
25	80	**David ALONSO**	COL	CFMOTO Inde Aspar Team	KALEX	**1'33.093**	8	19	1.326	0.210	**277.2**
26	16	**Joe ROBERTS**	USA	OnlyFans American Racing Team	KALEX	**1'33.152**	16	17	1.385	0.059	**273.9**
27	71	**Ayumu SASAKI**	JPN	Momoven Idrofoglia RW Racing Team	KALEX	**1'33.294**	5	13	1.527	0.142	**273.9**
28	23	**Matteo FERRARI**	ITA	ITALJET Gresini Moto2	KALEX	**1'34.634**	8	20	2.867	1.340	**279.5**

Practice condition: **Dry**
Air: 16°
Humidity: 40%
Ground: 21°

Fastest Lap:	Lap: 19	**Senna AGIUS**	**1'31.767**	157.1 Km/h
Best Race Lap:	2025	**Ivan ORTOLA**	**1'32.773**	155.4 Km/h
All-Time Lap Record:	2025	**Daniel HOLGADO**	**1'31.715**	157.2 Km/h

The results are provisional until the end of the limit for protest and appeals.
Time limit for protest expires 60' after publication of the results - **Ignacio MULET** Time: **14:59**

These data/results cannot be reproduced, stored and/or transmitted in whole or in part by any manner of electronic, mechanical, photocopying, recording, broadcasting or otherwise now known or herein after developed without the previous express consent by the copyright owner, except for reproduction in daily press and regular printed publications on sale to the public within 60 days of the event related to those data/results and always provided that copyright symbol appears together as follows below.
® MotoGP Sports Entertainment Group, 2026

Official MotoGP Timing by TISSOT
www.motogp.com

Cheste, Friday, November 27, 2026

FIM MotoGP

Provided by TISSOT

TOP SPEED & AVERAGE

MOTUL GRAND PRIX OF VALENCIA

PRACTICE

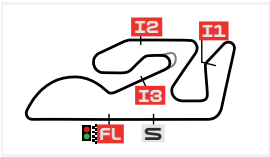

Circuit Ricardo Tormo 4005 m.

#	Rider	Nation	Motorcycle	Top 5 speeds					Average	Top
12	**Filip SALAC**	CZE	KALEX	281.8	277.2	276.1	275.0	273.9	276.0	**281.8**
18	**Manuel GONZALEZ**	SPA	KALEX	281.8	278.3	278.3	277.2	277.2	278.6	**281.8**
95	**Collin VEIJER**	NED	KALEX	281.8	278.3	277.2	277.2	277.2	278.3	**281.8**
81	**Senna AGIUS**	AUS	KALEX	280.6	275.0	275.0	275.0	275.0	276.1	**280.6**
23	**Matteo FERRARI**	ITA	KALEX	279.5	273.9	272.8	272.8	271.7	273.4	**279.5**
53	**Deniz ÖNCÜ**	TUR	BOSCOSCURO	279.5	277.2	276.1	276.1	275.0	276.1	**279.5**
85	**Xabi ZURUTUZA**	SPA	FORWARD	279.5	278.3	278.3	277.2	277.2	278.0	**279.5**
98	**Jose Antonio RUEDA**	SPA	KALEX	279.5	279.5	276.1	276.1	276.1	277.5	**279.5**
32	**Luca LUNETTA**	ITA	BOSCOSCURO	278.3	278.3	277.2	276.1	276.1	277.2	**278.3**
36	**Angel PIQUERAS**	SPA	KALEX	278.3	275.0	275.0	275.0	275.0	275.7	**278.3**
96	**Daniel HOLGADO**	SPA	KALEX	278.3	276.1	276.1	276.1	275.0	275.6	**278.3**
14	**Tony ARBOLINO**	ITA	KALEX	277.2	277.2	276.1	276.1	276.1	276.5	**277.2**
17	**Daniel MUÑOZ**	SPA	KALEX	277.2	276.1	273.9	273.9	273.9	275.0	**277.2**
28	**Izan GUEVARA**	SPA	BOSCOSCURO	277.2	276.1	275.0	273.9	273.9	275.2	**277.2**
54	**Alberto FERRANDEZ**	SPA	BOSCOSCURO	277.2	277.2	276.1	275.0	275.0	275.9	**277.2**
80	**David ALONSO**	COL	KALEX	277.2	277.2	277.2	276.1	276.1	276.4	**277.2**
64	**Mario AJI**	INA	KALEX	276.1	275.0	275.0	273.9	273.9	274.8	**276.1**
72	**Taiyo FURUSATO**	JPN	KALEX	276.1	276.1	275.0	275.0	275.0	275.3	**276.1**
99	**Adrian HUERTAS**	SPA	KALEX	276.1	275.0	273.9	273.9	273.9	274.5	**276.1**
4	**Ivan ORTOLA**	SPA	KALEX	275.0	273.9	272.8	272.8	272.8	273.2	**275.0**
11	**Alex ESCRIG**	SPA	FORWARD	275.0	275.0	273.9	273.9	271.7	272.9	**275.0**
13	**Celestino VIETTI**	ITA	BOSCOSCURO	275.0	275.0	273.9	273.9	273.9	274.3	**275.0**
21	**Alonso LOPEZ**	SPA	KALEX	275.0	275.0	273.9	273.9	272.8	273.6	**275.0**
44	**Aron CANET**	SPA	BOSCOSCURO	275.0	272.8	272.8	272.8	271.7	272.8	**275.0**
84	**Zonta VD GOORBERGH**	NED	KALEX	275.0	275.0	273.9	272.8	272.8	273.5	**275.0**
7	**Barry BALTUS**	BEL	KALEX	273.9	273.9	273.9	273.9	272.8	273.5	**273.9**
16	**Joe ROBERTS**	USA	KALEX	273.9	273.9	272.8	272.8	272.8	273.1	**273.9**
71	**Ayumu SASAKI**	JPN	KALEX	273.9	273.9	272.8	272.8	271.7	272.5	**273.9**

These data/results cannot be reproduced, stored and/or transmitted in whole or in part by any manner of electronic, mechanical, photocopying, recording, broadcasting or otherwise now known or herein after developed without the previous express consent by the copyright owner, except for reproduction in daily press and regular printed publications on sale to the public within 60 days of the event related to those data/results and always provided that copyright symbol appears together as follows below.

® MotoGP Sports Entertainment Group, 2026

Official MotoGP Timing by TISSOT

www.motogp.com

Cheste, Friday, November 27, 2026

Moto2

Provided by TISSOT

CHRONOLOGICAL ANALYSIS OF PERFORMANCES

MOTUL GRAND PRIX OF VALENCIA

PRACTICE

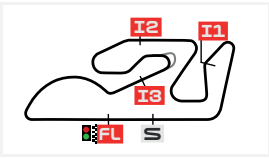

Circuit Ricardo Tormo 4005 m.

*** *Lap / Sector time cancelled*
P *Crossing the finish line in pit lane*
T1 *Time from finish line to 1st intermediate*
T2 *Time from 1st intermed. to 2nd intermed.*
T3 *Time from 2nd intermed. to 3rd intermed.*
T4 *Time from 3rd intermediate to finish line*

1st 81 Senna AGIUS — LIQUI MOLY Dynavolt AUS

Runs=2 Total laps=21 Full laps=18 Valid laps=16

Lap	Lap Time	T1	T2	T3	T4	Speed
1	2'20.247	29.761	25.176	23.450	25.099	
2	**1'32.224**	21.976	23.608	22.734	23.906	272.8
3	**1'31.864**	21.872	23.479	22.711	23.802	272.8
4	1'33.299 *	22.293 *	23.929	23.017	24.060	273.9
5	**1'31.824**	21.858	23.399	22.703	23.864	273.9
6	**1'32.375**	22.119	23.545	22.799	23.912	275.0
7	**1'31.817**	21.928	23.413	22.673	23.803	275.0
8	**1'32.218**	22.079	23.449	22.730	23.960	275.0
9	**1'32.029**	21.919	23.398	22.796	23.916	273.9
10	**1'32.780**	22.079	23.571	23.020	24.110	273.9
11	**1'32.381**	22.024	23.556	22.861	23.940	273.9
12	**1'32.262**	22.062	23.467	22.748	23.985	273.9
13	**1'33.332**	22.105	23.645	23.282	24.300	271.7
14	**1'32.822**	22.139	23.670	22.891	24.122	275.0
15	1'43.926 P	24.597	25.053	24.388	29.888	272.8
16	8'51.891	21.792	24.326	23.333	24.193	
17	**1'31.858**	21.826	23.496	22.677	23.859	272.8
18	1'33.124 *	21.838	23.980 *	23.201	24.105	273.9
19	**1'31.767**	21.881	23.365	22.661	23.860	273.9
20	**1'34.938**	23.415	24.307	23.196	24.020	280.6
21	**1'31.951**	21.901	23.505	22.724	23.821	273.9

2nd 96 Daniel HOLGADO — CFMOTO Inde Aspar T SPA

Runs=2 Total laps=23 Full laps=20 Valid laps=19

Lap	Lap Time	T1	T2	T3	T4	Speed
1	1'48.361	22.465	25.108	23.291	24.579	
2	**1'32.566**	22.135	23.497	22.838	24.096	278.3
3	**1'32.438**	22.113	23.393	22.801	24.131	275.0
4	**1'32.382**	22.035	23.478	22.774	24.095	275.0
5	**1'32.151**	21.982	23.444	22.778	23.947	275.0
6	**1'32.528**	22.063	23.484	22.839	24.142	275.0
7	**1'32.618**	22.010	23.529	22.869	24.210	275.0
8	**1'32.735**	22.165	23.469	22.925	24.176	272.8
9	**1'33.148**	22.191	23.650	23.063	24.244	273.9
10	**1'32.884**	22.145	23.525	22.960	24.254	271.7
11	**1'35.083**	22.247	23.733	24.499	24.604	275.0
12	**1'33.001**	22.180	23.559	22.988	24.274	273.9
13	**1'33.431**	22.179	23.950	23.032	24.270	275.0
14	**1'33.034**	22.202	23.648	23.001	24.183	276.1
15	**1'33.125**	22.205	23.658	22.982	24.280	272.8
16	1'44.170 P	22.359	23.796	28.298	29.717	272.8
17	6'40.735	23.372	24.540	23.272	24.213	
18	**1'32.134**	22.115	23.414	22.677	23.928	272.8
19	**1'31.842**	21.973	23.297	22.665	23.907	272.8
20	1'33.842 *	22.013	23.939 *	23.412	24.478	273.9
21	**1'32.621**	22.047	23.660	22.817	24.097	276.1
22	**1'32.368**	22.018	23.413	22.849	24.088	275.0
23	**1'32.568**	22.182	23.495	22.855	24.036	276.1

3rd 21 Alonso LOPEZ — ITALJET Gresini Moto2 SPA

Runs=3 Total laps=17 Full laps=12 Valid laps=10

Lap	Lap Time	T1	T2	T3	T4	Speed
1	1'39.207	22.224	24.218	22.968	24.018	
2	**1'32.301**	22.163	23.468	22.699	23.971	270.7
3	**1'32.236**	22.019	23.541	22.754	23.922	273.9
4	**1'32.455**	22.235	23.473	22.676	24.071	272.8
5	1'39.070 P	22.640	25.114	23.061	28.255	272.8
6	10'26.594	23.803	24.105	23.070	24.253	
7	**1'32.570**	22.263	23.585	22.736	23.986	270.7
8	1'33.736 *	22.157	23.851 *	22.936	24.792 *	273.9
9	**1'33.119**	22.253	23.926	22.874	24.066	272.8
10	**1'32.705**	22.188	23.567	22.870	24.080	275.0
11	**1'32.613**	22.146	23.607	22.855	24.005	270.7
12	1'38.566 P	22.736	24.420	23.539	27.871	270.7
13	6'51.759	23.210	24.065	22.800	23.974	
14	1'32.593 *	22.044	23.516 *	22.870	24.163	270.7
15	**1'31.852**	22.062	23.300	22.651	23.839	271.7
16	**1'32.129**	22.038	23.434	22.666	23.991	275.0
17	**1'32.077**	21.972	23.417	22.691	23.997	272.8

4th 95 Collin VEIJER — Red Bull KTM Ajo NED

Runs=2 Total laps=20 Full laps=17 Valid laps=16

Lap	Lap Time	T1	T2	T3	T4	Speed
1	2'27.035	23.875	24.918	23.728	24.350	
2	**1'32.762**	22.152	23.682	22.895	24.033	273.9
3	**1'32.601**	22.102	23.660	22.854	23.985	275.0
4	**1'32.847**	22.189	23.657	22.893	24.108	281.8
5	**1'32.439**	22.054	23.529	22.881	23.975	277.2
6	**1'32.632**	22.024	23.707	22.872	24.029	276.1
7	**1'32.599**	22.012	23.602	22.900	24.085	276.1
8	**1'32.431**	22.014	23.568	22.844	24.005	276.1
9	**1'32.464**	22.038	23.552	22.810	24.064	277.2
10	**1'33.204**	22.217	23.695	23.218	24.074	276.1
11	**1'32.635**	22.107	23.638	22.884	24.006	275.0
12	**1'32.636**	22.111	23.662	22.839	24.024	275.0
13	**1'33.143**	22.105	23.855	22.930	24.253	276.1
14	1'39.702 P	22.940	24.856	23.810	28.096	273.9

Fastest Lap:	Senna AGIUS	AUS	LIQUI MOLY Dynavolt Intact GP	**1'31.767**	21.881	23.365	22.661	23.860

These data/results cannot be reproduced, stored and/or transmitted in whole or in part by any manner of electronic, mechanical, photocopying, recording, broadcasting or otherwise now known or herein after developed without the previous express consent by the copyright owner, except for reproduction in daily press and regular printed publications on sale to the public within 60 days of the event related to those data/results and always provided that copyright symbol appears together as follows below.
© MotoGP Sports Entertainment Group, 2026

Lap	Lap Time	T1	T2	T3	T4	Speed
15	10'24.479	23.486	24.709	23.217	24.493	
16	**1'31.905**	22.069	23.393	22.652	23.791	277.2
17	1'33.018 *	22.150	23.742 *	22.927	24.199	275.0
18	**1'32.199**	22.062	23.509	22.677	23.951	275.0
19	**1'31.906**	21.958	23.441	22.650	23.857	270.7
20	**1'32.376**	21.917	23.554	22.761	24.144	278.3

5th 32 Luca LUNETTA — BETA Tools SpeedRS Te — ITA

Runs=2 Total laps=20 Full laps=17 Valid laps=16

Lap	Lap Time	T1	T2	T3	T4	Speed
1	1'45.167	23.221	24.698	23.356	24.245	
2	**1'33.617**	22.358	23.975	23.002	24.282	272.8
3	**1'38.183**	22.183	23.839	26.591	25.570	272.8
4	**1'33.501**	22.422	24.026	23.010	24.043	276.1
5	**1'32.883**	22.179	23.649	22.920	24.135	277.2
6	**1'32.911**	22.134	23.714	22.881	24.182	271.7
7	**1'33.016**	22.265	23.657	22.922	24.172	272.8
8	**1'33.233**	22.266	23.697	23.018	24.252	271.7
9	**1'33.111**	22.162	23.701	23.005	24.243	272.8
10	**1'33.148**	22.209	23.714	22.933	24.292	271.7
11	**1'33.131**	22.261	23.741	22.962	24.167	271.7
12	**1'33.089**	22.194	23.743	23.022	24.130	272.8
13	**1'33.134**	22.265	23.701	22.937	24.231	271.7
14	1'42.031 P	25.970	24.664	23.718	27.679	278.3
15	10'31.495	24.544	25.755	26.566	25.062	
16	**1'32.548**	22.301	23.569	22.727	23.951	275.0
17	1'41.084 *	22.255	26.814 *	25.048	26.967	275.0
18	**1'36.876**	22.247	25.403	23.313	25.913	276.1
19	**1'32.151**	22.013	23.436	22.723	23.979	269.6
20	**1'32.241**	22.068	23.422	22.730	24.021	278.3

6th 11 Alex ESCRIG — KLINT Racing Team — SPA

Runs=3 Total laps=17 Full laps=12 Valid laps=11

Lap	Lap Time	T1	T2	T3	T4	Speed
1	2'23.710	23.215	24.744	23.395	24.459	
2	**1'33.157**	22.470	23.689	22.855	24.143	271.7
3	**1'33.332**	22.357	23.968	22.902	24.105	273.9
4	**1'32.838**	22.219	23.698	22.850	24.071	273.9
5	**1'41.415**	25.770	26.506	24.779	24.360	271.7
6	**1'33.082**	22.099	23.790	22.932	24.261	275.0
7	1'39.117 P	22.136	23.645	23.100	30.236	275.0
8	8'29.992	25.086	24.781	23.167	24.343	
9	**1'33.285**	22.210	23.946	22.917	24.212	269.6
10	**1'32.630**	22.114	23.639	22.793	24.084	271.7
11	1'39.894 P	22.219	24.790	23.837	29.048	270.7
12	7'05.098	24.436	24.760	23.552	24.196	
13	**1'32.198**	22.123	23.512	22.658	23.905	269.6
14	**1'32.156**	21.997	23.545	22.692	23.922	271.7
15	1'38.592 *	24.901 *	25.661	23.631	24.399	271.7
16	**1'40.705**	23.926	24.281	24.708	27.790	270.7
17	**1'38.312**	23.059	26.673	23.649	24.931	270.7

7th 18 Manuel GONZALEZ — LIQUI MOLY Dynavolt — SPA

Runs=2 Total laps=20 Full laps=17 Valid laps=15

Lap	Lap Time	T1	T2	T3	T4	Speed
1	1'43.147	22.536	24.738	23.484	24.546	
2	1'35.333 *	22.816 *	23.824	23.628	25.065	272.8
3	**1'38.065**	22.483	24.553	23.222	27.807	273.9
4	**1'33.298**	22.254	23.828	23.060	24.156	281.8
5	**1'38.575**	26.626	24.413	23.196	24.340	273.9
6	**1'32.769**	22.164	23.633	22.917	24.055	278.3
7	**1'32.715**	22.167	23.668	22.823	24.057	275.0
8	**1'32.741**	22.143	23.578	22.927	24.093	276.1
9	**1'32.840**	22.128	23.687	22.980	24.045	276.1
10	**1'32.557**	22.078	23.614	22.840	24.025	275.0
11	**1'36.716**	23.184	25.306	23.530	24.696	277.2
12	**1'33.064**	22.260	23.751	22.955	24.098	275.0
13	**1'35.443**	22.771	24.845	23.299	24.528	275.0
14	1'37.263 P	22.215	23.759	22.831	28.458	272.8
15	10'25.380	22.498	24.467	25.915	24.556	
16	**1'36.929**	22.086	26.596	23.526	24.721	272.8
17	1'37.265 *	21.984	23.981 *	23.682	27.618	277.2
18	**1'37.494**	22.073	26.592	23.242	25.587	278.3
19	**1'32.158**	22.012	23.496	22.709	23.941	273.9
20	**1'32.475**	21.995	23.580	22.836	24.064	272.8

8th 98 Jose Antonio RUEDA — Red Bull KTM Ajo — SPA

Runs=2 Total laps=20 Full laps=17 Valid laps=15

Lap	Lap Time	T1	T2	T3	T4	Speed
1	1'43.688	22.394	24.088	25.274	24.478	
2	**1'38.564**	22.475	23.770	27.752	24.567	276.1
3	**1'33.171**	22.212	23.578	23.005	24.376	276.1
4	1'36.085 *	23.886	24.664 *	23.286	24.249	273.9
5	**1'32.976**	22.311	23.571	22.949	24.145	273.9
6	**1'32.822**	22.285	23.482	22.931	24.124	273.9
7	**1'32.950**	22.240	23.597	22.946	24.167	270.7
8	**1'33.738**	22.347	23.677	23.281	24.433	276.1
9	**1'33.163**	22.247	23.716	23.092	24.108	273.9
10	**1'33.709**	22.614	23.727	23.057	24.311	275.0
11	**1'33.281**	22.304	23.645	23.002	24.330	273.9
12	**1'33.199**	22.299	23.639	23.150	24.111	275.0
13	1'39.348 P	22.287	25.547	23.755	27.759	275.0
14	11'18.482	23.399	25.799	23.489	24.326	
15	**1'32.589**	22.242	23.536	22.873	23.938	273.9
16	**1'32.185**	22.167	23.398	22.790	23.830	272.8
17	1'32.721 *	22.236	23.396 *	23.032	24.057	275.0
18	**1'32.460**	22.219	23.460	22.839	23.942	273.9
19	**1'32.602**	22.172	23.460	22.933	24.037	279.5
20	**1'32.782**	22.161	23.676	22.924	24.021	279.5

9th 12 Filip SALAC — OnlyFans American Rac — CZE

Runs=4 Total laps=19 Full laps=12 Valid laps=10

Lap	Lap Time	T1	T2	T3	T4	Speed
1	2'20.679	24.932	25.244	23.807	25.489	
2	**1'32.954**	22.291	23.700	22.789	24.174	273.9
3	**1'32.543**	22.076	23.526	22.798	24.143	271.7
4	1'33.905 *	22.170 *	24.152	23.143	24.440	272.8
5	**1'33.758**	22.207	23.724	23.040	24.787	273.9
6	1'45.372 P	23.893	26.198	24.354	30.927	275.0
7	6'03.637	23.497	26.190	23.472	24.563	
8	**1'33.303**	22.151	23.665	23.086	24.401	281.8
9	**1'34.091**	22.503	23.999	23.334	24.255	277.2
10	1'47.037 P	26.789	25.465	24.209	30.574	272.8
11	4'17.811	22.752	24.985	23.827	24.558	
12	**1'33.731**	22.221	23.766	23.270	24.474	268.5

Fastest Lap: Senna AGIUS AUS LIQUI MOLY Dynavolt Intact GP **1'31.767** 21.881 23.365 22.661 23.860

These data/results cannot be reproduced, stored and/or transmitted in whole or in part by any manner of electronic, mechanical, photocopying, recording, broadcasting or otherwise now known or herein after developed without the previous express consent by the copyright owner, except for reproduction in daily press and regular printed publications on sale to the public within 60 days of the event related to those data/results and always provided that copyright symbol appears together as follows below.
© MotoGP Sports Entertainment Group, 2026
Official MotoGP Timing by TISSOT
www.motogp.com

Lap	Lap Time	T1	T2	T3	T4	Speed
13	1'38.982 P	23.003	24.293	23.654	28.032	270.7
14	3'55.936	22.556	24.710	23.244	24.557	
15	**1'32.505**	22.038	23.537	22.710	24.220	271.7
16	1'36.827 *	22.017	23.920 *	23.889	27.001	271.7
17	**1'39.846**	22.070	27.947	23.348	26.481	272.8
18	**1'32.189**	22.066	23.357	22.719	24.047	276.1
19	**1'32.455**	22.073	23.490	22.756	24.136	273.9

10th 17 Daniel MUÑOZ — Italtrans Racing Team — SPA

Runs=2 Total laps=22 Full laps=19 Valid laps=17

Lap	Lap Time	T1	T2	T3	T4	Speed
1	1'36.894	22.398	24.463	23.041	24.393	
2	**1'32.772**	22.180	23.666	22.874	24.052	271.7
3	**1'32.523**	22.178	23.526	22.796	24.023	271.7
4	**1'32.295**	22.129	23.537	22.694	23.935	271.7
5	**1'32.800**	22.102	23.584	22.846	24.268	276.1
6	**1'32.770**	22.105	23.669	22.925	24.071	273.9
7	**1'33.136**	22.338	23.718	22.881	24.199	272.8
8	**1'32.818**	22.269	23.665	22.841	24.043	271.7
9	1'35.254 *	22.215	24.236 *	24.034	24.769	273.9
10	**1'33.162**	22.335	23.751	22.908	24.168	270.7
11	**1'33.433**	22.438	23.815	22.992	24.188	272.8
12	**1'33.451**	22.397	23.857	22.953	24.244	277.2
13	**1'33.614**	22.391	23.863	23.053	24.307	272.8
14	**1'33.811**	22.505	23.881	22.976	24.449	272.8
15	**1'33.431**	22.317	23.850	22.935	24.329	272.8
16	1'39.555 P	22.504	24.394	24.472	28.185	271.7
17	8'36.808	22.017	24.092	22.964	24.532	
18	**1'32.614**	22.175	23.496	22.794	24.149	270.7
19	1'34.736 *	22.079 *	24.580 *	23.633	24.444	272.8
20	**1'32.222**	22.056	23.515	22.734	23.917	272.8
21	**1'37.081**	22.101	25.166	24.621	25.193	273.9
22	**1'32.778**	22.081	23.789	22.861	24.047	272.8

11th 28 Izan GUEVARA — BLU CRU Pramac Yama — SPA

Runs=2 Total laps=17 Full laps=14 Valid laps=13

Lap	Lap Time	T1	T2	T3	T4	Speed
1	2'55.274	28.706	24.710	23.413	24.393	
2	**1'33.058**	22.225	23.887	22.908	24.038	269.6
3	**1'32.729**	22.294	23.617	22.833	23.985	271.7
4	**1'32.349**	22.024	23.501	22.833	23.991	272.8
5	**1'32.714**	22.168	23.534	22.878	24.134	272.8
6	**1'32.718**	22.140	23.565	22.879	24.134	276.1
7	**1'32.794**	22.206	23.606	22.897	24.085	272.8
8	**1'33.204**	22.149	23.628	23.072	24.355	273.9
9	**1'32.843**	22.127	23.648	22.942	24.126	271.7
10	**1'33.031**	22.190	23.792	22.952	24.097	271.7
11	1'38.306 P	22.336	24.085	23.661	28.224	277.2
12	14'00.226	22.498	24.105	23.011	24.199	
13	**1'32.303**	22.059	23.519	22.732	23.993	271.7
14	**1'32.236**	22.034	23.468	22.745	23.989	275.0
15	1'34.206 *	22.229 *	24.478	23.256	24.243	272.8
16	**1'32.282**	21.997	23.486	22.860	23.939	272.8
17	**1'33.630**	22.000	23.495	23.649	24.486	273.9

12th 7 Barry BALTUS — REDS Fantic Racing — BEL

Runs=2 Total laps=19 Full laps=16 Valid laps=13

Lap	Lap Time	T1	T2	T3	T4	Speed
1	2'20.591	35.572	24.505	23.444	26.871	
2	**1'33.240**	22.485	23.713	22.850	24.192	273.9
3	**1'32.569**	22.223	23.479	22.758	24.109	272.8
4	1'32.980 *	22.125 *	23.728	22.905	24.222	273.9
5	1'32.979 *	22.216 *	23.713	22.847	24.203	270.7
6	**1'33.004**	22.218	23.763	22.893	24.130	270.7
7	**1'33.111**	22.203	23.768	22.890	24.250	270.7
8	**1'33.138**	22.246	23.659	22.959	24.274	270.7
9	**1'33.544**	22.162	23.736	23.259	24.387	270.7
10	**1'33.241**	22.258	23.741	23.016	24.226	273.9
11	**1'36.233**	25.185	23.833	22.911	24.304	269.6
12	**1'33.003**	22.265	23.698	22.875	24.165	272.8
13	1'40.896 P	23.440 *	24.745	23.783	28.928	271.7
14	12'30.286	21.517	24.189	22.939	24.587	
15	**1'32.477**	22.093	23.505	22.776	24.103	271.7
16	1'34.855 *	22.313 *	24.380 *	23.691	24.471	271.7
17	**1'32.246**	22.071	23.512	22.676	23.987	273.9
18	**1'36.971**	22.041	23.704	22.969	28.257	270.7
19	**1'32.823**	22.241	23.605	22.895	24.082	271.7

13th 84 Zonta VD GOORBERGH — Momoven Idrofoglia R — NED

Runs=2 Total laps=20 Full laps=17 Valid laps=15

Lap	Lap Time	T1	T2	T3	T4	Speed
1	2'41.110	23.420	24.578	23.281	24.380	
2	**1'36.705**	25.438	24.018	23.054	24.195	269.6
3	**1'33.023**	22.378	23.680	22.815	24.150	270.7
4	**1'32.884**	22.293	23.591	22.846	24.154	272.8
5	**1'33.093**	22.278	23.625	23.067	24.123	271.7
6	**1'33.088**	22.367	23.657	22.872	24.192	272.8
7	**1'32.790**	22.236	23.607	22.793	24.154	271.7
8	1'33.436 *	22.252	23.663	22.921	24.600 *	272.8
9	**1'32.968**	22.247	23.629	22.890	24.202	270.7
10	**1'33.339**	22.309	23.669	22.954	24.407	272.8
11	**1'36.296**	22.552	24.282	23.813	25.649	275.0
12	**1'33.770**	22.277	23.621	23.209	24.663	271.7
13	**1'34.429**	22.846	24.046	23.340	24.197	275.0
14	**1'33.093**	22.301	23.711	22.909	24.172	270.7
15	1'44.508 P	25.775	26.731	23.617	28.385	270.7
16	9'35.111	26.829	24.138	23.001	24.282	
17	1'36.829 *	22.313	23.850 *	23.538	27.128	272.8
18	**1'32.344**	22.129	23.444	22.712	24.059	271.7
19	**1'40.881**	22.080	23.525	26.589	28.687	271.7
20	**1'32.301**	22.120	23.535	22.641	24.005	273.9

14th 99 Adrian HUERTAS — Italtrans Racing Team — SPA

Runs=2 Total laps=17 Full laps=14 Valid laps=13

Lap	Lap Time	T1	T2	T3	T4	Speed
1	1'37.395	22.261	24.379	23.190	24.271	
2	**1'33.317**	22.390	23.680	22.962	24.285	271.7
3	**1'33.688**	22.481	24.019	23.024	24.164	275.0
4	**1'32.971**	22.305	23.557	22.885	24.224	273.9
5	**1'34.349**	22.255	24.405	23.165	24.524	272.8
6	**1'33.477**	22.315	23.739	23.107	24.316	271.7
7	**1'38.546**	22.377	23.694	25.736	26.739	271.7
8	**1'33.426**	22.322	23.968	22.961	24.175	272.8
9	**1'34.503**	23.272	23.821	23.064	24.346	272.8
10	**1'33.402**	22.486	23.728	22.989	24.199	276.1

Fastest Lap: Senna AGIUS AUS LIQUI MOLY Dynavolt Intact GP **1'31.767** 21.881 23.365 22.661 23.860

These data/results cannot be reproduced, stored and/or transmitted in whole or in part by any manner of electronic, mechanical, photocopying, recording, broadcasting or otherwise now known or herein after developed without the previous express consent by the copyright owner, except for reproduction in daily press and regular printed publications on sale to the public within 60 days of the event related to those data/results and always provided that copyright symbol appears together as follows below.

© MotoGP Sports Entertainment Group, 2026

Official MotoGP Timing by TISSOT

www.motogp.com

Lap	Lap Time		T1		T2		T3	T4	Speed
11	**1'33.236**		22.366		23.761		22.921	24.188	272.8
12	1'40.768	P	22.374		23.757		24.189	30.448	273.9
13	14'51.242		23.571		25.562		25.154	24.403	
14	**1'32.347**		22.187		23.554		22.678	23.928	272.8
15	1'38.022	*	24.268	*	25.635		23.636	24.483	273.9
16	**1'34.824**		22.175		23.473		22.671	26.505	273.9
17	**1'38.628**		24.927		25.600		23.566	24.535	269.6

15th 85 Xabi ZURUTUZA — KLINT Racing Team — SPA

Runs=3 Total laps=17 Full laps=12 Valid laps=11

Lap	Lap Time		T1		T2		T3	T4	Speed
1	1'43.389		22.732		24.623		23.628	24.484	
2	**1'33.754**		22.360		23.863		23.175	24.356	279.5
3	**1'38.365**		22.803		25.723		23.282	26.557	276.1
4	**1'34.724**		23.008		24.031		23.440	24.245	277.2
5	**1'33.344**		22.227		23.789		23.125	24.203	276.1
6	1'36.114	P	22.236		23.736		23.001	27.141	277.2
7	4'58.687		23.932		24.378		23.714	24.074	
8	**1'32.538**		22.058		23.573		22.847	24.060	276.1
9	**1'33.593**		22.500		23.714		23.127	24.252	271.7
10	**1'33.280**		22.410		23.667		23.099	24.104	273.9
11	1'35.951	P	22.223		23.605		23.020	27.103	272.8
12	12'45.215		21.158		23.820		22.933	24.383	
13	**1'32.362**		22.116		23.460		22.855	23.931	278.3
14	1'35.004	*	22.447	*	24.521	*	23.610	24.426	276.1
15	**1'32.662**		22.235		23.465		22.817	24.145	276.1
16	**1'36.427**		23.365		24.476		23.626	24.960	278.3
17	**1'57.774**		42.270		25.854		24.562	25.088	277.2

16th 14 Tony ARBOLINO — REDS Fantic Racing — ITA

Runs=2 Total laps=17 Full laps=13 Valid laps=11

Lap	Lap Time		T1		T2		T3	T4	Speed
1	2'22.656		25.295		24.828		23.130	25.348	
2	**1'33.002**		22.273		23.623		23.059	24.047	276.1
3	**1'32.468**		22.075		23.567		22.849	23.977	275.0
4	1'32.663	*	22.068	*	23.527		22.733	24.335	276.1
5	**1'32.643**		22.163		23.570		22.737	24.173	275.0
6	**1'32.405**		21.993		23.628		22.752	24.032	277.2
7	**1'33.401**		22.100		23.654		22.987	24.660	276.1
8	**1'32.882**		22.065		23.856		22.871	24.090	275.0
9	**1'32.627**		22.055		23.685		22.821	24.066	275.0
10	**1'37.257**		24.112		25.720		23.110	24.315	275.0
11	**1'33.149**		22.220		23.838		22.897	24.194	275.0
12	1'43.927	P	25.951	*	25.116		23.937	28.923	277.2
13	11'26.299		24.652		24.674		23.345	24.214	
14	**1'36.006**		22.140		23.999		24.843	25.024	271.7
15	**1'32.688**		22.191		23.594		22.791	24.112	271.7
16	1'38.039	*	22.824		25.196	*	24.438	25.581	266.5
17	2'34.214	P	27.868		43.586		43.349	39.411	261.4

17th 64 Mario AJI — Idemitsu Honda Team — INA

Runs=2 Total laps=16 Full laps=13 Valid laps=12

Lap	Lap Time		T1		T2		T3	T4	Speed
1	2'28.053		28.106		24.525		23.631	24.468	
2	**1'32.798**		22.391		23.515		22.727	24.165	270.7
3	**1'33.490**		22.244		23.710		23.255	24.281	272.8
4	**1'33.092**		22.293		23.648		22.980	24.171	273.9
5	**1'33.107**		22.326		23.623		22.918	24.240	276.1
6	**1'33.554**		22.297		23.597		23.237	24.423	275.0
7	**1'33.649**		22.447		23.881		22.952	24.369	275.0
8	**1'33.201**		22.247		23.632		23.014	24.308	272.8
9	**1'33.462**		22.284		23.800		22.997	24.381	272.8
10	**1'33.413**		22.235		23.937		22.981	24.260	272.8
11	1'46.222	P	24.498		26.333		26.214	29.177	273.9
12	15'30.168		22.512		24.644		22.861	25.518	
13	**1'32.414**		22.219		23.427		22.695	24.073	271.7
14	1'37.898	*	24.813	*	25.201	*	23.500	24.384	272.8
15	**1'32.950**		22.300		23.648		22.842	24.160	271.7
16	**1'32.928**		22.145		23.648		22.884	24.251	271.7

18th 53 Deniz ÖNCÜ — ELF Marc VDS Racing T — TUR

Runs=2 Total laps=18 Full laps=15 Valid laps=11

Lap	Lap Time		T1		T2		T3	T4	Speed
1	2'21.350		35.466		24.813		23.700	25.799	
2	**1'33.180**		22.322		23.810		22.969	24.079	273.9
3	**1'32.851**		22.124		23.637		22.870	24.220	273.9
4	1'36.927	*	25.551	*	24.045		22.978	24.353	275.0
5	**1'34.048**		22.161		23.818		23.750	24.319	272.8
6	**1'33.244**		22.200		23.831		23.025	24.188	275.0
7	1'36.834	*	25.720	*	23.937		23.025	24.152	273.9
8	**1'55.100**		22.278		23.886		23.055	45.881	275.0
9	**1'37.830**		25.426		24.664		23.257	24.483	199.3
10	**1'34.585**		22.645		24.143		23.232	24.565	272.8
11	1'39.144	*	25.855	*	25.413		23.541	24.335	272.8
12	1'38.502	P	22.557	*	24.373		23.450	28.122	275.0
13	12'04.460		23.952		24.699		23.525	24.483	
14	**1'32.458**		22.110		23.497		22.779	24.072	276.1
15	**1'32.711**		22.193		23.605		22.808	24.105	277.2
16	1'37.795	*	23.939	*	25.543		23.721	24.592	279.5
17	**1'32.716**		22.182		23.605		22.814	24.115	276.1
18	**1'35.085**		22.192		23.749		24.525	24.619	270.7

19th 4 Ivan ORTOLA — QJMOTOR - MSI — SPA

Runs=3 Total laps=18 Full laps=13 Valid laps=11

Lap	Lap Time		T1		T2		T3	T4	Speed
1	2'42.893		29.366		24.324		23.667	24.192	
2	**1'32.980**		22.219		23.610		23.010	24.141	272.8
3	**1'33.352**		22.586		23.748		22.978	24.040	272.8
4	**1'32.863**		22.241		23.675		22.931	24.016	272.8
5	**1'32.613**		22.202		23.538		22.916	23.957	271.7
6	**1'32.612**		22.069		23.575		22.963	24.005	275.0
7	**1'32.766**		22.097		23.561		22.949	24.159	272.8
8	1'38.213	P	22.609		24.112		23.593	27.899	271.7
9	9'05.314		22.128		23.927		23.212	24.201	
10	**1'32.978**		22.178		23.606		23.081	24.113	271.7
11	**1'33.124**		22.236		23.730		23.130	24.028	270.7
12	1'37.148	P	22.968		24.180		23.470	26.530	270.7
13	5'13.834		22.259		24.463		26.257	24.490	
14	**1'32.755**		22.120		23.653		22.950	24.032	272.8
15	1'41.360	*	22.142		29.474	*	24.304	25.440	272.8
16	**1'32.693**		22.197		23.622		22.892	23.982	273.9
17	**1'32.518**		22.221		23.515		22.912	23.870	271.7
18	1'32.627	*	22.126		23.598		22.873	24.030	* 271.7

Fastest Lap:	Senna AGIUS	AUS	LIQUI MOLY Dynavolt Intact GP	**1'31.767**	21.881	23.365	22.661	23.860

These data/results cannot be reproduced, stored and/or transmitted in whole or in part by any manner of electronic, mechanical, photocopying, recording, broadcasting or otherwise now known or herein after developed without the previous express consent by the copyright owner, except for reproduction in daily press and regular printed publications on sale to the public within 60 days of the event related to those data/results and always provided that copyright symbol appears together as follows below.

® MotoGP Sports Entertainment Group, 2026

Official MotoGP Timing by TISSOT

www.motogp.com

20th 13 Celestino VIETTI — BETA Tools SpeedRS Te — ITA

Runs=3 Total laps=21 Full laps=18 Valid laps=17

Lap	Lap Time	T1	T2	T3	T4	Speed
1	2'03.582	26.677	25.047	23.599	24.689	
2	**1'34.013**	22.494	24.017	23.100	24.402	269.6
3	**1'33.996**	22.456	23.999	23.148	24.393	270.7
4	1'33.986 *	22.537 *	23.939	23.167	24.343	271.7
5	**1'33.440**	22.312	23.798	22.963	24.367	272.8
6	**1'33.485**	22.404	23.758	23.030	24.293	271.7
7	**1'33.186**	22.277	23.685	22.914	24.310	272.8
8	**1'33.152**	22.220	23.693	22.982	24.257	272.8
9	**1'36.664**	22.348	23.721	22.954	27.641	272.8
10	**1'37.870**	22.484	27.738	23.344	24.304	269.6
11	**1'33.388**	22.368	23.738	22.940	24.342	273.9
12	**1'33.453**	22.415	23.687	23.021	24.330	275.0
13	**1'33.446**	22.427	23.713	22.959	24.347	272.8
14	**1'33.755**	22.506	23.808	23.037	24.404	271.7
15	1'37.794 P	22.422	23.811	22.971	28.590	271.7
	unfinished					
16	1'35.865	23.937	24.408	23.118	24.402	
17	**1'32.856**	22.340	23.658	22.782	24.076	272.8
18	1'34.023 *	22.195	23.827 *	23.086	24.915	273.9
19	**1'42.284**	22.195	28.039	25.284	26.766	273.9
20	**1'32.541**	22.183	23.495	22.770	24.093	269.6
21	**1'32.634**	22.122	23.513	22.739	24.260	275.0

21st 54 Alberto FERRANDEZ — BLU CRU Pramac Yama — SPA

Runs=3 Total laps=16 Full laps=11 Valid laps=10

Lap	Lap Time	T1	T2	T3	T4	Speed
1	2'55.841	26.784	24.724	23.574	24.642	
2	**1'32.814**	22.204	23.649	22.886	24.075	275.0
3	**1'32.933**	22.111	23.666	22.982	24.174	273.9
4	**1'32.936**	22.061	23.698	22.982	24.195	275.0
5	1'40.366 P	22.772	24.212	23.320	30.062	275.0
6	7'46.305	23.279	24.382	23.552	24.508	
7	**1'33.311**	22.228	23.755	23.034	24.294	270.7
8	**1'33.232**	22.190	23.776	23.030	24.236	272.8
9	**1'33.223**	22.161	23.790	23.017	24.255	272.8
10	1'40.208 P	22.850	24.857	23.605	28.896	272.8
11	9'08.380	22.029	24.113	23.077	24.231	
12	**1'32.675**	22.039	23.490	22.904	24.242	276.1
13	**1'32.806**	22.067	23.609	22.893	24.237	271.7
14	1'36.182 *	22.974 *	24.267	24.393	24.548	277.2
15	**1'33.112**	22.069	23.781	22.999	24.263	272.8
16	**1'35.553**	22.091	23.747	23.253	26.462	277.2

22nd 36 Angel PIQUERAS — QJMOTOR - MSI — SPA

Runs=2 Total laps=10 Full laps=7 Valid laps=8

Lap	Lap Time	T1	T2	T3	T4	Speed
1	1'48.605	23.057	25.035	23.459	24.501	
2	**1'33.138**	22.389	23.622	22.911	24.216	275.0
3	**1'32.706**	22.207	23.535	22.811	24.153	275.0
	unfinished					273.9
4	1'36.019 *	23.393 *	24.851	23.378	24.397	
5	**1'34.125**	22.204	23.990	23.648	24.283	275.0
6	**1'32.857**	22.159	23.620	22.873	24.205	278.3
7	1'34.254 *	23.185	23.875 *	22.932	24.262	273.9
8	**1'32.772**	22.107	23.643	22.837	24.185	273.9
9	**1'34.749**	22.199	23.565	22.815	26.170	275.0
10	**1'34.891**	22.147	23.660	22.900	26.184	272.8

23rd 44 Aron CANET — ELF Marc VDS Racing T — SPA

Runs=3 Total laps=14 Full laps=9 Valid laps=8

Lap	Lap Time	T1	T2	T3	T4	Speed
1	2'11.331	24.896	24.475	26.128	25.028	
2	**1'33.476**	22.247	23.963	23.022	24.244	268.5
3	**1'33.484**	22.256	23.796	22.978	24.454	270.7
4	1'39.644 *	23.857 *	25.160	24.047	26.580	271.7
5	**1'32.850**	22.186	23.674	22.895	24.095	272.8
6	1'45.833 P	25.174	24.080	23.724	32.855	272.8
7	8'05.825	23.263	24.227	23.117	24.372	
8	**1'33.524**	22.535	23.744	22.986	24.259	275.0
9	**1'33.535**	22.351	23.826	23.011	24.347	271.7
10	**1'33.399**	22.253	23.730	22.937	24.479	270.7
11	**1'33.514**	22.335	23.768	23.067	24.344	270.7
12	1'44.245 P	22.310	23.831	24.922	33.182	268.5
13	7'08.655	25.184	23.904	23.214	24.345	
14	**1'32.715**	22.066	23.617	22.764	24.268	272.8

24th 72 Taiyo FURUSATO — Idemitsu Honda Team — JPN

Runs=3 Total laps=17 Full laps=12 Valid laps=10

Lap	Lap Time	T1	T2	T3	T4	Speed
1	2'04.408	23.729	25.212	23.764	24.549	
2	**1'33.945**	22.493	23.973	23.217	24.262	273.9
3	**1'33.680**	22.145	24.012	23.209	24.314	275.0
4	1'35.296 *	23.590 *	24.134	23.090	24.482	275.0
5	**1'53.599**	33.597	28.616	26.122	25.264	276.1
6	1'39.922 P	22.341	24.314	23.500	29.767	273.9
7	4'16.057	25.844	25.568	24.570	29.138	
8	**1'34.970**	23.254	24.217	23.219	24.280	270.7
9	**1'33.274**	22.162	23.916	23.052	24.144	275.0
10	**1'33.221**	22.166	23.730	23.067	24.258	276.1
11	**1'35.762**	22.518	24.072	24.259	24.913	273.9
12	1'40.173 P	22.440	23.890	23.597	30.246	272.8
13	11'10.602	22.788	24.220	23.050	28.582	
14	**1'32.883**	22.105	23.685	22.984	24.109	272.8
15	1'43.676 *	23.924 *	27.999 *	26.766	24.987	275.0
16	**1'33.061**	22.132	23.704	22.940	24.285	275.0
17	**1'37.034**	22.054	23.720	23.012	28.248	271.7

25th 80 David ALONSO — CFMOTO Inde Aspar T — COL

Runs=3 Total laps=19 Full laps=14 Valid laps=13

Lap	Lap Time	T1	T2	T3	T4	Speed
1	2'29.876	29.990	24.942	23.426	24.439	
2	**1'33.709**	22.396	23.938	23.062	24.313	276.1
3	**1'33.290**	22.271	23.743	23.109	24.167	276.1
4	**1'33.865**	22.416	23.909	23.275	24.265	277.2
5	**1'33.223**	22.141	23.785	23.121	24.176	276.1
6	**1'33.257**	22.144	23.815	23.104	24.194	277.2
7	**1'33.985**	22.110	23.673	23.649	24.553	276.1
8	**1'33.093**	22.035	23.781	22.887	24.390	277.2
9	**1'34.107**	22.604	24.100	23.146	24.257	276.1
10	**1'33.861**	22.119	23.896	23.497	24.349	276.1
11	1'41.023 P	22.408	24.749	23.731	30.135	276.1
12	9'04.373	23.724	24.726	23.635	24.569	

Fastest Lap: Senna AGIUS AUS LIQUI MOLY Dynavolt Intact GP **1'31.767** 21.881 23.365 22.661 23.860

These data/results cannot be reproduced, stored and/or transmitted in whole or in part by any manner of electronic, mechanical, photocopying, recording, broadcasting or otherwise now known or herein after developed without the previous express consent by the copyright owner, except for reproduction in daily press and regular printed publications on sale to the public within 60 days of the event related to those data/results and always provided that copyright symbol appears together as follows below.

© MotoGP Sports Entertainment Group, 2026

Lap	Lap Time		T1	T2	T3	T4	Speed
13	**1'34.006**		22.368	24.008	23.207	24.423	271.7
14	1'37.855	P	22.333	24.017	23.339	28.166	272.8
15	4'24.880		25.771	24.457	23.257	24.353	
16	1'34.538	*	22.347	24.448 *	23.446	24.297	272.8
17	**1'33.593**		22.120	24.033	23.236	24.204	273.9
18	**1'33.604**		22.284	23.947	23.075	24.298	270.7
19	**1'33.285**		22.166	23.839	23.038	24.242	275.0

26th 16 Joe ROBERTS — OnlyFans American Rac — USA

Runs=3 Total laps=17 Full laps=12 Valid laps=11

Lap	Lap Time		T1	T2	T3	T4	Speed
1	2'21.055		24.661	25.343	23.770	25.607	
2	**1'35.348**		22.927	24.338	23.583	24.500	272.8
3	**1'34.760**		22.642	24.081	23.539	24.498	271.7
4	**1'34.111**		22.498	24.019	23.075	24.519	272.8
5	**1'34.662**		22.495	23.856	23.102	25.209	271.7
6	**1'33.954**		22.478	23.891	23.164	24.421	270.7
7	**1'36.045**		22.401	25.111	23.771	24.762	271.7
8	1'38.469	P	22.477	23.866	23.286	28.840	271.7
9	8'02.315		30.102	25.316	23.396	24.571	
10	**1'34.257**		22.549	24.058	23.205	24.445	272.8
11	1'37.280	P	22.449	23.979	23.193	27.659	269.6
12	8'01.773		22.329	24.583	23.137	24.543	
13	**1'33.263**		22.319	23.763	22.909	24.272	273.9
14	1'36.288	*	22.264	23.778 *	23.563	26.683	272.8
15	**1'39.623**		22.366	27.069	24.068	26.120	272.8
16	**1'33.152**		22.315	23.647	22.959	24.231	273.9
17	**1'33.360**		22.274	23.708	22.919	24.459	271.7

27th 71 Ayumu SASAKI — Momoven Idrofoglia R — JPN

Runs=3 Total laps=13 Full laps=8 Valid laps=7

Lap	Lap Time		T1	T2	T3	T4	Speed
1	2'03.841		26.992	25.132	23.542	24.701	
2	**1'33.887**		22.357	24.062	23.139	24.329	270.7
3	**1'35.102**		22.452	24.048	23.919	24.683	272.8
4	1'33.583	*	22.345 *	23.883	23.083	24.272	272.8
5	**1'33.294**		22.278	23.755	23.007	24.254	273.9
6	**1'33.294**		22.180	23.813	23.060	24.241	271.7
7	**1'33.918**		22.226	23.931	23.227	24.534	273.9
8	1'42.118	P	23.647	25.182	23.804	29.485	271.7
9	7'18.131		25.318	24.980	23.435	24.532	
10	**1'34.029**		22.371	24.002	23.193	24.463	271.7
11	**1'33.949**		22.422	23.931	23.234	24.362	271.7
12	1'40.965	P	22.740	24.664	24.153	29.408	269.6
13	8'46.464		24.225	24.553	23.541	25.718	
	unfinished		22.339				269.6

28th 23 Matteo FERRARI — ITALJET Gresini Moto2 — ITA

Runs=3 Total laps=20 Full laps=15 Valid laps=14

Lap	Lap Time		T1	T2	T3	T4	Speed
1	1'48.884		23.672	25.456	23.699	24.613	
2	**1'34.641**		22.584	24.008	23.390	24.659	273.9
3	**1'34.925**		22.605	24.161	23.579	24.580	270.7
4	**1'34.824**		22.752	24.103	23.383	24.586	272.8
5	**1'34.965**		22.705	24.178	23.445	24.637	272.8
6	1'41.618	P	25.271 *	24.391	23.888	28.068	271.7
7	5'17.788		23.726	24.748	23.545	24.721	
8	**1'34.634**		22.593	24.173	23.353	24.515	269.6
9	**1'34.900**		22.600	24.276	23.360	24.664	270.7
10	**1'35.190**		22.744	24.284	23.485	24.677	269.6
11	**1'35.223**		22.739	24.213	23.554	24.717	270.7
12	1'38.790	P	22.784	24.340	23.589	28.077	271.7
13	6'44.997		24.178	24.795	23.492	24.430	
14	**1'34.660**		22.696	24.136	23.346	24.482	269.6
15	**1'34.867**		22.747	24.177	23.408	24.535	268.5
16	**1'37.744**		25.474	24.310	23.346	24.614	269.6
17	1'38.157	*	22.660	25.170 *	25.444	24.883	271.7
18	**1'34.864**		22.723	24.201	23.374	24.566	269.6
19	**1'45.117**		22.741	26.697	28.031	27.648	270.7
20	**1'35.062**		22.783	24.355	23.392	24.532	279.5

Fastest Lap:	Senna AGIUS	AUS	LIQUI MOLY Dynavolt Intact GP	**1'31.767**	21.881	23.365	22.661	23.860

These data/results cannot be reproduced, stored and/or transmitted in whole or in part by any manner of electronic, mechanical, photocopying, recording, broadcasting or otherwise now known or herein after developed without the previous express consent by the copyright owner, except for reproduction in daily press and regular printed publications on sale to the public within 60 days of the event related to those data/results and always provided that copyright symbol appears together as follows below.
® MotoGP Sports Entertainment Group, 2026

Moto2

Provided by TISSOT

QUALIFYING SESSION ENTRY LISTS

MOTUL GRAND PRIX OF VALENCIA

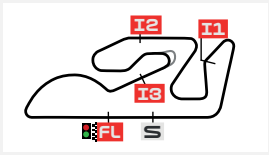

Circuit Ricardo Tormo 4005 m.

Riders qualified for Q2

Pos	*#*	*Rider*	*Nation*	*Team*	*Motorcycle*
1	81	**AGIUS Senna (SAgi)**	**AUS**	LIQUI MOLY Dynavolt Intact GP	Kalex
2	96	**HOLGADO Daniel (DHol)**	**SPA**	CFMOTO Inde Aspar Team	Kalex
3	21	**LOPEZ Alonso (ALop)**	**SPA**	ITALJET Gresini Moto2	Kalex
4	95	**VEIJER Collin (CVei)**	**NED**	Red Bull KTM Ajo	Kalex
5	32	**LUNETTA Luca (LLun)**	**ITA**	BETA Tools SpeedRS Team	Boscoscuro
6	11	**ESCRIG Alex (AEsc)**	**SPA**	KLINT Racing Team	Forward
7	18	**GONZALEZ Manuel (MGon)**	**SPA**	LIQUI MOLY Dynavolt Intact GP	Kalex
8	98	**RUEDA Jose Antonio (JRue)**	**SPA**	Red Bull KTM Ajo	Kalex
9	12	**SALAC Filip (FSal)**	**CZE**	OnlyFans American Racing Team	Kalex
10	17	**MUÑOZ Daniel (DMuñ)**	**SPA**	Italtrans Racing Team	Kalex
11	28	**GUEVARA Izan (IGue)**	**SPA**	BLU CRU Pramac Yamaha Moto2	Boscoscuro
12	7	**BALTUS Barry (BBal)**	**BEL**	REDS Fantic Racing	Kalex
13	84	**VD GOORBERGH Zonta (ZvdG)**	**NED**	Momoven Idrofoglia RW Racing Team	Kalex
14	99	**HUERTAS Adrian (AHue)**	**SPA**	Italtrans Racing Team	Kalex

Riders qualified for Q1

Pos	*#*	*Rider*	*Nation*	*Team*	*Motorcycle*
1	85	**ZURUTUZA Xabi (XZur)**	**SPA**	KLINT Racing Team	Forward
2	14	**ARBOLINO Tony (TArb)**	**ITA**	REDS Fantic Racing	Kalex
3	64	**AJI Mario (MAji)**	**INA**	Idemitsu Honda Team Asia	Kalex
4	53	**ÖNCÜ Deniz (DÖnc)**	**TUR**	ELF Marc VDS Racing Team	Boscoscuro
5	4	**ORTOLA Ivan (IOrt)**	**SPA**	QJMOTOR - MSI	Kalex
6	13	**VIETTI Celestino (CVie)**	**ITA**	BETA Tools SpeedRS Team	Boscoscuro
7	54	**FERRANDEZ Alberto (AFer)**	**SPA**	BLU CRU Pramac Yamaha Moto2	Boscoscuro
8	36	**PIQUERAS Angel (APiq)**	**SPA**	QJMOTOR - MSI	Kalex
9	44	**CANET Aron (ACan)**	**SPA**	ELF Marc VDS Racing Team	Boscoscuro
10	72	**FURUSATO Taiyo (TFur)**	**JPN**	Idemitsu Honda Team Asia	Kalex
11	80	**ALONSO David (DAlo)**	**COL**	CFMOTO Inde Aspar Team	Kalex
12	16	**ROBERTS Joe (JRob)**	**USA**	OnlyFans American Racing Team	Kalex
13	71	**SASAKI Ayumu (ASas)**	**JPN**	Momoven Idrofoglia RW Racing Team	Kalex
14	23	**FERRARI Matteo (MFer)**	**ITA**	ITALJET Gresini Moto2	Kalex

These data/results cannot be reproduced, stored and/or transmitted in whole or in part by any manner of electronic, mechanical, photocopying, recording, broadcasting or otherwise now known or herein after developed without the previous express consent by the copyright owner, except for reproduction in daily press and regular printed publications on sale to the public within 60 days of the event related to those data/results and always provided that copyright symbol appears together as follows below.

® MotoGP Sports Entertainment Group, 2026

Moto2

Provided by TISSOT

BEST PARTIAL TIMES

MOTUL GRAND PRIX OF VALENCIA

PRACTICE

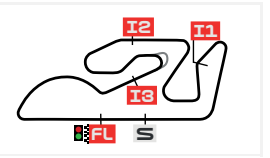

Circuit Ricardo Tormo 4005 m.

IT *Ideal Lap Time, sum of the best partial times* ***BT*** *Best Lap Time*

	T1		***T2***		***T3***		***T4***						
Pos	*Rider*	*Time*	*Rider*	*Time*	*Rider*	*Time*	*Rider*	*Time*	*Pos*	*Rider*	*IT*	*BT*	
1	S.AGIUS	21.826	D.HOLGADO	23.297	Z.VD GOORBER	22.641	C.VEIJER	23.791	1	S.AGIUS	1'31.654	1'31.767	(1)
2	**C.VEIJER**	**21.917**	**A.LOPEZ**	**23.300**	**C.VEIJER**	**22.650**	**S.AGIUS**	**23.802**	2	C.VEIJER	1'31.751	1'31.905	(4)
3	A.LOPEZ	21.972	F.SALAC	23.357	A.LOPEZ	22.651	J.RUEDA	23.830	3	A.LOPEZ	1'31.762	1'31.852	(3)
4	**D.HOLGADO**	**21.973**	**S.AGIUS**	**23.365**	**A.ESCRIG**	**22.658**	**A.LOPEZ**	**23.839**	4	D.HOLGADO	1'31.842	1'31.842	(2)
5	M.GONZALEZ	21.984	C.VEIJER	23.393	S.AGIUS	22.661	I.ORTOLA	23.870	5	A.ESCRIG	1'32.072	1'32.156	(6)
6	**T.ARBOLINO**	**21.993**	**J.RUEDA**	**23.398**	**D.HOLGADO**	**22.665**	**A.ESCRIG**	**23.905**	6	L.LUNETTA	1'32.109	1'32.151	(5)
7	A.ESCRIG	21.997	L.LUNETTA	23.422	A.HUERTAS	22.671	D.HOLGADO	23.907	7	M.GONZALEZ	1'32.130	1'32.158	(7)
8	**I.GUEVARA**	**21.997**	**M.AJI**	**23.427**	**B.BALTUS**	**22.676**	**D.MUÑOZ**	**23.917**	8	F.SALAC	1'32.131	1'32.189	(9)
9	L.LUNETTA	22.013	Z.VD GOORBER	23.444	D.MUÑOZ	22.694	A.HUERTAS	23.928	9	I.GUEVARA	1'32.136	1'32.236	(11)
10	**F.SALAC**	**22.017**	**X.ZURUTUZA**	**23.460**	**M.AJI**	**22.695**	**X.ZURUTUZA**	**23.931**	10	D.MUÑOZ	1'32.163	1'32.222	(10)
11	D.ALONSO	22.035	I.GUEVARA	23.468	M.GONZALEZ	22.709	I.GUEVARA	23.939	11	Z.VD GOORBERGH	1'32.170	1'32.301	(13)
12	**A.FERRANDEZ**	**22.039**	**A.HUERTAS**	**23.473**	**F.SALAC**	**22.710**	**M.GONZALEZ**	**23.941**	12	J.RUEDA	1'32.179	1'32.185	(8)
13	B.BALTUS	22.041	B.BALTUS	23.479	L.LUNETTA	22.723	L.LUNETTA	23.951	13	B.BALTUS	1'32.183	1'32.246	(12)
14	**T.FURUSATO**	**22.054**	**A.FERRANDEZ**	**23.490**	**I.GUEVARA**	**22.732**	**T.ARBOLINO**	**23.977**	14	T.ARBOLINO	1'32.230	1'32.405	(16)
15	D.MUÑOZ	22.056	C.VIETTI	23.495	T.ARBOLINO	22.733	B.BALTUS	23.987	15	A.HUERTAS	1'32.247	1'32.347	(14)
16	**X.ZURUTUZA**	**22.058**	**D.MUÑOZ**	**23.496**	**C.VIETTI**	**22.739**	**Z.VD GOORBER**	**24.005**	16	X.ZURUTUZA	1'32.266	1'32.362	(15)
17	A.CANET	22.066	M.GONZALEZ	23.496	A.CANET	22.764	F.SALAC	24.047	17	I.ORTOLA	1'32.327	1'32.518	(19)
18	**I.ORTOLA**	**22.069**	**D.ÖNCÜ**	**23.497**	**D.ÖNCÜ**	**22.779**	**D.ÖNCÜ**	**24.072**	18	M.AJI	1'32.340	1'32.414	(17)
19	Z.VD GOORBER	22.080	A.ESCRIG	23.512	J.RUEDA	22.790	M.AJI	24.073	19	C.VIETTI	1'32.432	1'32.541	(20)
20	**A.PIQUERAS**	**22.107**	**I.ORTOLA**	**23.515**	**A.PIQUERAS**	**22.811**	**A.FERRANDEZ**	**24.075**	20	D.ÖNCÜ	1'32.458	1'32.458	(18)
21	D.ÖNCÜ	22.110	T.ARBOLINO	23.527	X.ZURUTUZA	22.817	C.VIETTI	24.076	21	A.FERRANDEZ	1'32.490	1'32.675	(21)
22	**C.VIETTI**	**22.122**	**A.PIQUERAS**	**23.535**	**I.ORTOLA**	**22.873**	**A.CANET**	**24.095**	22	A.CANET	1'32.542	1'32.715	(23)
23	M.AJI	22.145	A.CANET	23.617	A.FERRANDEZ	22.886	T.FURUSATO	24.109	23	A.PIQUERAS	1'32.606	1'32.706	(22)
24	**J.RUEDA**	**22.161**	**J.ROBERTS**	**23.647**	**D.ALONSO**	**22.887**	**A.PIQUERAS**	**24.153**	24	D.ALONSO	1'32.762	1'33.093	(25)
25	A.HUERTAS	22.175	D.ALONSO	23.673	J.ROBERTS	22.909	D.ALONSO	24.167	25	T.FURUSATO	1'32.788	1'32.883	(24)

These data/results cannot be reproduced, stored and/or transmitted in whole or in part by any manner of electronic, mechanical, photocopying, recording, broadcasting or otherwise now known or herein after developed without the previous express consent by the copyright owner, except for reproduction in daily press and regular printed publications on sale to the public within 60 days of the event related to those data/results and always provided that copyright symbol appears together as follows below.
© MotoGP Sports Entertainment Group, 2026

Provided by TISSOT

BEST PARTIAL TIMES

MOTUL GRAND PRIX OF VALENCIA

PRACTICE

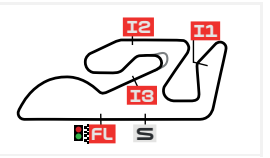

Circuit Ricardo Tormo 4005 m.

IT *Ideal Lap Time, sum of the best partial times* ***BT*** *Best Lap Time*

	T1		***T2***		***T3***		***T4***						
Pos	*Rider*	*Time*	*Rider*	*Time*	*Rider*	*Time*	*Rider*	*Time*	*Pos*	*Rider*	*IT*	*BT*	
26	**A.SASAKI**	**22.180**	**T.FURUSATO**	**23.685**	**T.FURUSATO**	**22.940**	**J.ROBERTS**	**24.231**	26	J.ROBERTS	1'33.051	1'33.152	(26)
27	J.ROBERTS	22.264	A.SASAKI	23.755	A.SASAKI	23.007	A.SASAKI	24.241	27	A.SASAKI	1'33.183	1'33.294	(27)
28	**M.FERRARI**	**22.584**	**M.FERRARI**	**24.008**	**M.FERRARI**	**23.346**	**M.FERRARI**	**24.430**	28	M.FERRARI	1'34.368	1'34.634	(28)

These data/results cannot be reproduced, stored and/or transmitted in whole or in part by any manner of electronic, mechanical, photocopying, recording, broadcasting or otherwise now known or herein after developed without the previous express consent by the copyright owner, except for reproduction in daily press and regular printed publications on sale to the public within 60 days of the event related to those data/results and always provided that copyright symbol appears together as follows below.
© MotoGP Sports Entertainment Group, 2026

Provided by TISSOT

FASTEST LAPS SEQUENCE

MOTUL GRAND PRIX OF VALENCIA

PRACTICE

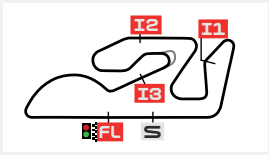

Circuit Ricardo Tormo 4005 m.

Practice Time	#	Rider	Nation	Motorcycle	Time	Km/h	Rider's Lap
3'09.666	17	**Daniel MUÑOZ**	SPA	KALEX	**1'32.772**	155.4	2
3'11.508	21	**Alonso LOPEZ**	SPA	KALEX	**1'32.301**	156.2	2
3'52.471	81	**Senna AGIUS**	AUS	KALEX	**1'32.224**	156.3	2
5'24.335	81	**Senna AGIUS**	AUS	KALEX	**1'31.864**	156.9	3
8'29.458	81	**Senna AGIUS**	AUS	KALEX	**1'31.824**	157.0	5
11'33.650	81	**Senna AGIUS**	AUS	KALEX	**1'31.817**	157.0	7
37'34.040	81	**Senna AGIUS**	AUS	KALEX	**1'31.767**	157.1	19

These data/results cannot be reproduced, stored and/or transmitted in whole or in part by any manner of electronic, mechanical, photocopying, recording, broadcasting or otherwise now known or herein after developed without the previous express consent by the copyright owner, except for reproduction in daily press and regular printed publications on sale to the public within 60 days of the event related to those data/results and always provided that copyright symbol appears together as follows below.

® MotoGP Sports Entertainment Group, 2026