



TT Circuit Assen

4542 m.

## CLASSIFICATION

### TISSOT GRAND PRIX OF THE NETHERLANDS

#### FREE PRACTICE NR. 2

#	Rider	Nation	Team	Motorcycle	Time	Lap Total	Gap	T. Speed
1	83 Alvaro CARPE	SPA	Red Bull KTM Ajo	KTM	<b>1'40.678</b>	13 15		<b>217.3</b>
2	11 Adrian CRUCES	SPA	CIP Green Power	KTM	<b>1'40.847</b>	9 16	0.169 0.169	<b>218.6</b>
3	66 Joel KELSO	AUS	GRYD Racing	HONDA	<b>1'40.891</b>	17 18	0.213 0.044	<b>216.4</b>
4	97 Marco MORELLI	ARG	CFMOTO Gaviota Aspar Team	KTM	<b>1'40.900</b>	15 18	0.222 0.009	<b>218.6</b>
5	78 Joel ESTEBAN	SPA	LEVEL UP - MTA	KTM	<b>1'40.982</b>	16 18	0.304 0.082	<b>219.9</b>
6	31 Adrian FERNANDEZ	SPA	Leopard Racing	HONDA	<b>1'41.000</b>	12 15	0.322 0.018	<b>217.7</b>
7	73 Valentin PERRONE	ARG	Red Bull KTM Tech3	KTM	<b>1'41.067</b>	13 14	0.389 0.067	<b>218.6</b>
8	94 Guido PINI	ITA	Leopard Racing	HONDA	<b>1'41.070</b>	4 16	0.392 0.003	<b>216.8</b>
9	19 Scott OGDEN	GBR	CIP Green Power	KTM	<b>1'41.072</b>	14 15	0.394 0.002	<b>218.1</b>
10	28 Maximo QUILES	SPA	CFMOTO Gaviota Aspar Team	KTM	<b>1'41.075</b>	7 10	0.397 0.003	<b>213.8</b>
11	54 Jesus RIOS	SPA	Rivacold Snipers Team	HONDA	<b>1'41.103</b>	13 16	0.425 0.028	<b>217.3</b>
12	22 David ALMANSA	SPA	Liqui Moly Dynavolt Intact GP	KTM	<b>1'41.116</b>	10 17	0.438 0.013	<b>215.5</b>
13	9 Veda PRATAMA	INA	Honda Team Asia	HONDA	<b>1'41.132</b>	7 18	0.454 0.016	<b>218.1</b>
14	67 Casey O'GORMAN	IRL	SIC58 Squadra Corse	HONDA	<b>1'41.140</b>	7 16	0.462 0.008	<b>216.0</b>
15	18 Matteo BERTELLE	ITA	LEVEL UP - MTA	KTM	<b>1'41.182</b>	12 18	0.504 0.042	<b>216.8</b>
16	21 Ruche MOODLEY	RSA	CODE Motorsports	KTM	<b>1'41.190</b>	8 17	0.512 0.008	<b>216.8</b>
17	6 Ryusei YAMANAKA	JPN	AEON Credit - MT Helmets - MSI	KTM	<b>1'41.199</b>	5 18	0.521 0.009	<b>218.1</b>
18	51 Brian URIARTE	SPA	Red Bull KTM Ajo	KTM	<b>1'41.229</b>	4 18	0.551 0.030	<b>216.8</b>
19	88 Marcos URIARTE	SPA	Liqui Moly Dynavolt Intact GP	KTM	<b>1'41.299</b>	8 17	0.621 0.070	<b>214.7</b>
20	13 Hakim DANISH	MAL	AEON Credit - MT Helmets - MSI	KTM	<b>1'41.313</b>	12 18	0.635 0.014	<b>212.1</b>
21	8 Eddie O'SHEA	GBR	GRYD Racing	HONDA	<b>1'41.402</b>	8 18	0.724 0.089	<b>218.1</b>
22	27 Rico SALMELA	FIN	Red Bull KTM Tech3	KTM	<b>1'41.558</b>	16 16	0.880 0.156	<b>219.9</b>
23	5 Leo RAMMERSTORFER	AUT	SIC58 Squadra Corse	HONDA	<b>1'41.593</b>	14 15	0.915 0.035	<b>218.1</b>
24	32 Zen MITANI	JPN	Honda Team Asia	HONDA	<b>1'41.687</b>	18 18	1.009 0.094	<b>217.3</b>
25	14 Cormac BUCHANAN	NZE	CODE Motorsports	KTM	<b>1'41.766</b>	7 17	1.088 0.079	<b>216.4</b>
26	10 Nicola CARRARO	ITA	Rivacold Snipers Team	HONDA	<b>1'43.230</b>	4 14	2.552 1.464	<b>213.4</b>

Practice condition: Dry

Air: 27°

Humidity: 68%

Ground: 33°


<b>Fastest Lap:</b>	Lap: 13	<b>Alvaro CARPE</b>	<b>1'40.678</b>	162.4 Km/h
<b>Best Race Lap:</b>	2025	<b>Joel KELSO</b>	<b>1'40.395</b>	162.8 Km/h
<b>All-Time Lap Record:</b>	2024	<b>Collin VEIJER</b>	<b>1'39.703</b>	163.9 Km/h

The results are provisional until the end of the limit for protest and appeals.

Time limit for protest expires 60' after publication of the results - ..... Time: **09:25**

These data/results cannot be reproduced, stored and/or transmitted in whole or in part by any manner of electronic, mechanical, photocopying, recording, broadcasting or otherwise now known or herein after developed without the previous express consent by the copyright owner, except for reproduction in daily press and regular printed publications on sale to the public within 60 days of the event related to those data/results and always provided that copyright symbol appears together as follows below.

© MotoGP Sports Entertainment Group, 2026

Official MotoGP Timing by 

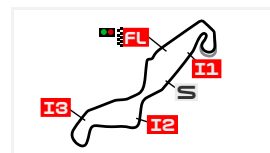
www.motogp.com

Assen, Saturday, June 27, 2026

# COMBINED PRACTICE TIMES

## TISSOT GRAND PRIX OF THE NETHERLANDS

### FREE PRACTICE NR. 2



TT Circuit Assen

4542 m.

#	Rider	Nation	Team	Motorcycle	FP1	FP2	Gap
1	83 A.CARPE	SPA	Red Bull KTM Ajo	KTM	1'40.869 16	<b>1'40.678</b> 13	
2	11 A.CRUCES	SPA	CIP Green Power	KTM	1'41.569 16	<b>1'40.847</b> 9	0.169 0.169
3	66 J.KELSO	AUS	GRYD Racing	HONDA	1'41.269 15	<b>1'40.891</b> 17	0.213 0.044
4	97 M.MORELLI	ARG	CFMOTO Gaviota Aspar Team	KTM	1'41.262 15	<b>1'40.900</b> 15	0.222 0.009
5	22 D.ALMANSA	SPA	Liqui Moly Dynavolt Intact GP	KTM	<b>1'40.968</b> 14	1'41.116 10	0.290 0.068
6	78 J.ESTEBAN	SPA	LEVEL UP - MTA	KTM	1'41.554 11	<b>1'40.982</b> 16	0.304 0.014
7	31 A.FERNANDEZ	SPA	Leopard Racing	HONDA	1'41.291 16	<b>1'41.000</b> 12	0.322 0.018
8	73 V.PERRONE	ARG	Red Bull KTM Tech3	KTM	1'41.307 17	<b>1'41.067</b> 13	0.389 0.067
9	94 G.PINI	ITA	Leopard Racing	HONDA	1'41.694 8	<b>1'41.070</b> 4	0.392 0.003
10	19 S.OGDEN	GBR	CIP Green Power	KTM	1'41.302 17	<b>1'41.072</b> 14	0.394 0.002
11	28 M.QUILES	SPA	CFMOTO Gaviota Aspar Team	KTM	1'41.167 16	<b>1'41.075</b> 7	0.397 0.003
12	54 J.RIOS	SPA	Rivacold Snipers Team	HONDA	1'42.821 7	<b>1'41.103</b> 13	0.425 0.028
13	9 V.PRATAMA	INA	Honda Team Asia	HONDA	1'41.970 13	<b>1'41.132</b> 7	0.454 0.029
14	67 C.O'GORMAN	IRL	SIC58 Squadra Corse	HONDA	1'42.103 9	<b>1'41.140</b> 7	0.462 0.008
15	18 M.BERTELLE	ITA	LEVEL UP - MTA	KTM	1'41.890 15	<b>1'41.182</b> 12	0.504 0.042
16	21 R.MOODLEY	RSA	CODE Motorsports	KTM	1'41.376 13	<b>1'41.190</b> 8	0.512 0.008
17	6 R.YAMANAKA	JPN	AEON Credit - MT Helmets - MSI	KTM	1'41.671 15	<b>1'41.199</b> 5	0.521 0.009
18	51 B.URIARTE	SPA	Red Bull KTM Ajo	KTM	1'41.512 16	<b>1'41.229</b> 4	0.551 0.030
19	27 R.SALMELA	FIN	Red Bull KTM Tech3	KTM	<b>1'41.286</b> 15	1'41.558 16	0.608 0.057
20	88 M.URIARTE	SPA	Liqui Moly Dynavolt Intact GP	KTM	1'41.955 10	<b>1'41.299</b> 8	0.621 0.013
21	13 H.DANISH	MAL	AEON Credit - MT Helmets - MSI	KTM	1'41.449 17	<b>1'41.313</b> 12	0.635 0.014
22	8 E.O'SHEA	GBR	GRYD Racing	HONDA	1'41.596 13	<b>1'41.402</b> 8	0.724 0.089
23	5 L.RAMMERSTORFE	AUT	SIC58 Squadra Corse	HONDA	1'42.851 7	<b>1'41.593</b> 14	0.915 0.191
24	32 Z.MITANI	JPN	Honda Team Asia	HONDA	1'42.699 18	<b>1'41.687</b> 18	1.009 0.094
25	14 C.BUCHANAN	NZE	CODE Motorsports	KTM	1'42.583 5	<b>1'41.766</b> 7	1.088 0.079
26	10 N.CARRARO	ITA	Rivacold Snipers Team	HONDA	<b>1'43.148</b> 14	1'43.230 4	2.470 1.382

<b>Pole Position Record:</b>	2024	<b>Angel PIQUERAS</b>	<b>1'39.746</b>	163.9 Km/h
<b>Best Race Lap:</b>	2025	<b>Joel KELSO</b>	<b>1'40.395</b>	162.8 Km/h
<b>All Time Lap Record:</b>	2024	<b>Collin VEIJER</b>	<b>1'39.703</b>	163.9 Km/h

The results are provisional until the end of the limit for protest and appeals.

 Time limit for protest expires 60' after publication of the results - ..... **Roland BRONTSEMA** ..... Time: **09:25** .....

These data/results cannot be reproduced, stored and/or transmitted in whole or in part by any manner of electronic, mechanical, photocopying, recording, broadcasting or otherwise now known or herein after developed without the previous express consent by the copyright owner, except for reproduction in daily press and regular printed publications on sale to the public within 60 days of the event related to those data/results and always provided that copyright symbol appears together as follows below.

© MotoGP Sports Entertainment Group, 2026

Official MotoGP Timing by

www.motogp.com

Assen, Saturday, June 27, 2026



TT Circuit Assen

4542 m.

## TOP SPEED & AVERAGE

### TISSOT GRAND PRIX OF THE NETHERLANDS FREE PRACTICE NR. 2

#	Rider	Nation	Motorcycle	Top 5 speeds					Average	Top
27	Rico SALMELA	FIN	KTM	219.9	219.5	216.4	216.0	215.1	217.4	<b>219.9</b>
78	Joel ESTEBAN	SPA	KTM	219.9	219.5	219.5	218.1	216.8	218.8	<b>219.9</b>
11	Adrian CRUCES	SPA	KTM	218.6	217.3	215.5	214.7	214.7	216.2	<b>218.6</b>
73	Valentin PERRONE	ARG	KTM	218.6	217.7	217.3	214.7	213.8	216.4	<b>218.6</b>
97	Marco MORELLI	ARG	KTM	218.6	217.7	217.3	216.8	216.8	217.4	<b>218.6</b>
5	Leo RAMMERSTORFER	AUT	HONDA	218.1	216.4	215.5	215.1	215.1	216.0	<b>218.1</b>
6	Ryusei YAMANAKA	JPN	KTM	218.1	217.3	217.3	217.3	217.3	217.5	<b>218.1</b>
8	Eddie O'SHEA	GBR	HONDA	218.1	217.3	216.4	215.5	215.5	216.6	<b>218.1</b>
9	Veda PRATAMA	INA	HONDA	218.1	216.8	216.8	216.4	216.0	216.8	<b>218.1</b>
19	Scott OGDEN	GBR	KTM	218.1	216.8	216.8	216.8	216.4	217.0	<b>218.1</b>
31	Adrian FERNANDEZ	SPA	HONDA	217.7	216.4	216.0	215.1	214.7	216.0	<b>217.7</b>
32	Zen MITANI	JPN	HONDA	217.3	216.8	216.0	215.5	215.1	216.0	<b>217.3</b>
54	Jesus RIOS	SPA	HONDA	217.3	216.0	215.5	215.1	214.7	215.6	<b>217.3</b>
83	Alvaro CARPE	SPA	KTM	217.3	215.5	213.8	213.8	213.8	214.7	<b>217.3</b>
18	Matteo BERTELLE	ITA	KTM	216.8	216.4	216.0	215.5	215.5	216.0	<b>216.8</b>
21	Ruche MOODLEY	RSA	KTM	216.8	216.8	216.8	216.8	216.4	216.7	<b>216.8</b>
51	Brian URIARTE	SPA	KTM	216.8	216.8	216.0	215.5	213.8	215.5	<b>216.8</b>
94	Guido PINI	ITA	HONDA	216.8	216.8	216.4	216.0	215.5	216.3	<b>216.8</b>
14	Cormac BUCHANAN	NZE	KTM	216.4	215.5	213.8	213.8	213.4	214.6	<b>216.4</b>
66	Joel KELSO	AUS	HONDA	216.4	214.7	214.2	214.2	213.8	214.4	<b>216.4</b>
67	Casey O'GORMAN	IRL	HONDA	216.0	215.1	214.2	214.2	214.2	214.7	<b>216.0</b>
22	David ALMANSA	SPA	KTM	215.5	214.2	213.8	213.8	213.4	214.0	<b>215.5</b>
88	Marcos URIARTE	SPA	KTM	214.7	214.2	214.2	214.2	213.8	214.2	<b>214.7</b>
28	Maximo QUILES	SPA	KTM	213.8	213.8	213.4	213.0	213.0	213.4	<b>213.8</b>
10	Nicola CARRARO	ITA	HONDA	213.4	212.5	212.5	211.7	210.9	212.2	<b>213.4</b>
13	Hakim DANISH	MAL	KTM	212.1	212.1	211.7	211.7	211.3	211.6	<b>212.1</b>

These data/results cannot be reproduced, stored and/or transmitted in whole or in part by any manner of electronic, mechanical, photocopying, recording, broadcasting or otherwise now known or herein after developed without the previous express consent by the copyright owner, except for reproduction in daily press and regular printed publications on sale to the public within 60 days of the event related to those data/results and always provided that copyright symbol appears together as follows below.

© MotoGP Sports Entertainment Group, 2026

Official MotoGP Timing by [www.motogp.com](http://www.motogp.com)

Assen, Saturday, June 27, 2026

# CHRONOLOGICAL ANALYSIS OF PERFORMANCES

## TISSOT GRAND PRIX OF THE NETHERLANDS

### FREE PRACTICE NR. 2



TT Circuit Assen

4542 m.

\* Lap / Sector time cancelled  
P Crossing the finish line in pit lane

T1 Time from finish line to 1st intermediate  
T2 Time from 1st intermed. to 2nd intermed.

T3 Time from 2nd intermed. to 3rd intermed.  
T4 Time from 3rd intermediate to finish line

Lap	Lap Time	T1	T2	T3	T4	Speed	Lap	Lap Time	T1	T2	T3	T4	Speed
<b>1st</b>	<b>83</b>	<b>Alvaro CARPE</b>		Red Bull KTM Ajo		SPA	5	<b>1'41.164</b>	33.108	16.879	27.898	23.279	214.2
		Runs=2	Total laps=15	Full laps=12	Valid laps=10		6	<b>1'41.080</b>	33.090	16.838	27.882	23.270	213.4
1	2'31.774	31.305	17.496	28.750	24.166	210.5	7	<b>1'41.213</b>	33.046	16.919	27.862	23.386	213.0
2	1'43.016 *	33.901	17.000	28.180	23.935 *	213.4	8	<b>1'41.355</b>	33.114	16.801	28.017	23.423	213.0
3	1'42.389 *	33.438	16.954	28.478 *	23.519	213.8	9	<b>1'45.726</b>	37.185	16.895	28.139	23.507	211.3
4	<b>1'41.727</b>	33.221	16.885	28.051	23.570	215.5	10	<b>1'41.178</b>	33.142	16.810	27.834	23.392	213.0
5	<b>1'42.075</b>	33.461	16.941	28.153	23.520	213.8	11	<b>1'43.466</b>	34.200	16.760	28.644	23.862	214.2
6	<b>1'42.461</b>	33.274	17.040	28.387	23.760	212.5	12	<b>1'43.397</b>	33.135	16.703	29.777	23.782	213.4
7	<b>1'42.065</b>	33.287	16.967	28.220	23.591	212.1	13	<b>1'41.111</b>	33.050	16.786	27.946	23.329	213.0
8	<b>1'45.518</b>	35.511	16.998	28.404	24.605	212.1	14	<b>1'41.349</b>	33.205	16.734	28.012	23.398	213.8
9	<b>1'41.320</b>	33.061	16.881	28.079	23.299	217.3	15	<b>1'41.030</b>	33.075	16.626	27.976	23.353	214.7
10	<b>1'43.752</b>	34.982	16.841	28.338	23.591	213.4	16	<b>1'49.256</b>	38.157	19.439	28.277	23.383	181.2
11	1'52.621 P	33.267	17.064	31.139	31.151	212.5	17	<b>1'40.891</b>	33.074	16.746	27.856	23.215	213.8
12	5'34.756	31.449	16.978	28.005	23.581	212.5	18	1'42.172 *	33.215	17.103	28.360	23.494 *	213.8
13	<b>1'40.678</b>	32.808	16.829	27.706	23.335	213.8							
14	<b>1'41.439</b>	32.916	16.833	28.156	23.534	213.4							
15	<b>1'40.969</b>	32.816	16.747	28.002	23.404	213.8							
<b>2nd</b>	<b>11</b>	<b>Adrian CRUCES</b>		CIP Green Power		SPA							
		Runs=2	Total laps=16	Full laps=13	Valid laps=11								
1	2'14.107	32.398	17.452	29.016	24.071	211.7							
2	<b>1'43.340</b>	33.545	17.338	28.555	23.902	210.9							
3	1'42.805 *	33.402	17.211	28.375 *	23.817	211.7							
4	1'51.890 P	33.306	17.715	29.042	31.827	211.3							
5	5'03.808	33.100	17.386	28.226	24.023	205.3							
6	<b>1'41.870</b>	33.084	17.124	28.020	23.642	211.7							
7	<b>1'42.885</b>	32.976	17.125	29.029	23.755	212.5							
8	<b>1'43.001</b>	34.348	16.935	28.056	23.662	214.7							
9	<b>1'40.847</b>	32.868	16.838	27.725	23.416	218.6							
10	<b>1'41.325</b>	32.931	16.980	27.877	23.537	213.0							
11	<b>1'45.113</b>	36.090	17.098	28.184	23.741	213.8							
12	<b>1'41.815</b>	33.132	16.957	28.053	23.673	214.7							
13	<b>1'41.878</b>	33.027	17.018	28.156	23.677	214.2							
14	<b>1'41.810</b>	33.211	16.843	28.082	23.674	217.3							
15	1'45.831 *	36.321	16.868	28.367	24.275 *	215.5							
16	<b>1'42.564</b>	33.710	16.990	28.232	23.632	214.2							
<b>4th</b>	<b>97</b>	<b>Marco MORELLI</b>		CFMOTO Gaviota Aspar		ARG							
		Runs=1	Total laps=18	Full laps=17	Valid laps=11								
1	2'30.109	32.097	17.398	28.655	24.263	210.1							
2	<b>1'42.027</b>	33.496	17.029	27.956	23.546	216.0							
3	1'41.546 *	32.984	16.810	28.069 *	23.683	217.7							
4	<b>1'41.111</b>	32.999	16.820	27.778	23.514	217.3							
5	<b>1'41.172</b>	32.961	16.809	27.854	23.548	216.4							
6	1'41.885 *	33.012	16.705	28.196	23.972 *	216.4							
7	<b>1'41.455</b>	33.132	16.868	28.048	23.407	213.8							
8	<b>1'41.450</b>	33.029	16.903	27.968	23.550	214.2							
9	<b>1'41.002</b>	33.068	16.862	27.808	23.264	214.2							
10	1'42.908 *	32.948	16.788	28.081	25.091 *	216.8							
11	1'43.408 *	34.488 *	16.898	28.306	23.716 *	214.7							
12	<b>1'43.508</b>	34.091	17.361	28.262	23.794	208.0							
13	1'41.510 *	33.049	16.952	28.065	23.444 *	213.4							
14	<b>1'41.347</b>	33.123	16.810	28.001	23.413	215.1							
15	<b>1'40.900</b>	32.902	16.732	27.845	23.421	216.8							
16	1'49.000 *	39.891	17.126	28.377	23.606 *	216.0							
17	<b>1'41.689</b>	33.198	16.798	27.961	23.732	216.0							
18	<b>1'42.558</b>	33.123	16.808	28.868	23.759	218.6							
<b>5th</b>	<b>78</b>	<b>Joel ESTEBAN</b>		LEVEL UP - MTA		SPA							
		Runs=1	Total laps=18	Full laps=16	Valid laps=12								
1	2'39.950	31.366	17.355	28.413	23.784	211.3							
2	<b>1'41.699</b>	33.235	16.965	27.990	23.509	214.2							
3	1'41.583 *	33.123	16.917	28.028 *	23.515	215.5							
4	<b>1'41.902</b>	33.268	17.018	28.133	23.483	211.7							
5	<b>1'41.248</b>	33.050	16.940	27.862	23.396	214.2							

**Fastest Lap:** Alvaro CARPE SPA Red Bull KTM Ajo **1'40.678** 32.808 16.829 27.706 23.335

These data/results cannot be reproduced, stored and/or transmitted in whole or in part by any manner of electronic, mechanical, photocopying, recording, broadcasting or otherwise now known or herein after developed without the previous express consent by the copyright owner, except for reproduction in daily press and regular printed publications on sale to the public within 60 days of the event related to those data/results and always provided that copyright symbol appears together as follows below.

© MotoGP Sports Entertainment Group, 2026

Official MotoGP Timing by

www.motogp.com

Assen, Saturday, June 27, 2026

## Free Practice Nr. 2

Moto3™

Lap	Lap Time	T1	T2	T3	T4	Speed	Lap	Lap Time	T1	T2	T3	T4	Speed
6	<b>1'41.413</b>	32.897	16.767	27.914	23.835	215.1	5	<b>1'41.304</b>	33.203	16.842	27.859	23.400	216.8
7	<b>1'41.742</b>	32.965	16.831	27.912	24.034	214.7	6	1'40.971 *	33.176	16.778	27.733	23.284 *	216.4
8	<b>1'41.197</b>	33.019	16.786	27.848	23.544	216.4	7	<b>1'41.302</b>	33.090	16.837	27.974	23.401	215.5
9	1'42.052 *	33.174	16.986	28.393	23.499 *	216.4	8	<b>1'41.107</b>	33.076	16.726	27.851	23.454	216.0
10	<b>1'41.789</b>	32.990	16.786	28.018	23.995	215.5	9	<b>1'41.460</b>	32.997	16.814	27.980	23.669	214.2
11	<b>1'41.195</b>	32.984	16.824	28.039	23.348	215.1	10	<b>1'42.155</b>	33.266	17.039	28.217	23.633	212.1
12	<b>1'41.613</b>	33.042	16.778	28.042	23.751	214.7	11	<b>1'41.738</b>	33.135	16.853	28.147	23.603	212.5
13	<b>1'41.331</b>	33.026	16.812	28.080	23.413	214.2	12	1'50.813 P	33.173	16.975	28.235	32.430	212.1
14	<b>1'41.210</b>	33.135	16.742	27.961	23.372	216.8	13	5'04.456 *	31.935	16.879	27.856	23.486 *	213.8
15	1'41.837 *	33.213	16.748	28.171	23.705 *	218.1	14	<b>1'41.215</b>	32.999	16.851	27.826	23.539	213.8
16	<b>1'40.982</b>	32.991	16.624	28.004	23.363	219.5	15	<b>1'41.231</b>	32.851	16.703	27.956	23.721	216.8
17	1'41.623 *	33.016	16.623	28.321	23.663 *	219.5	16	<b>1'41.664</b>	33.043	16.900	28.076	23.645	213.4
18	1'52.565 P	33.248	16.712	28.813	33.792	219.9							

6th	31	Adrian FERNANDEZ	Leopard Racing	SPA		
Runs=2	Total laps=15	Full laps=12	Valid laps=8			
1	2'25.803	32.888	17.520	31.977	25.478	214.2
2	<b>1'42.036</b>	33.444	16.945	27.981	23.666	213.8
3	1'42.045 *	33.316	16.889	28.200 *	23.640	217.7
4	<b>1'41.543</b>	33.351	16.820	27.932	23.440	216.4
5	<b>1'41.649</b>	33.242	16.890	28.007	23.510	213.8
6	<b>1'41.705</b>	33.211	16.893	28.031	23.570	214.2
7	<b>1'41.497</b>	33.183	16.836	27.933	23.545	213.8
8	1'54.171 P	33.390	17.021	28.182	35.578	216.0
9	5'58.671	33.023	17.035	28.017	24.018	212.5
10	<b>1'41.140</b>	33.004	16.819	27.753	23.564	213.8
11	<b>1'41.002</b>	32.922	16.783	27.764	23.533	214.2
12	<b>1'41.000</b>	32.924	16.842	27.780	23.454	215.1
13	1'41.190 *	33.051	16.810	27.868	23.461 *	214.2
14	1'43.390 *	33.801	17.207	28.348	24.034 *	213.8
15	1'43.294 *	33.113	16.805	29.345	24.031 *	214.7

7th	73	Valentin PERRONE	Red Bull KTM Tech3	ARG		
Runs=2	Total laps=14	Full laps=11	Valid laps=9			
1	1'53.952	31.477	17.198	28.491	23.786	209.7
2	<b>1'42.063</b>	33.195	17.027	28.020	23.821	211.3
3	<b>1'42.572</b>	33.245	16.992	28.342	23.993	211.7
4	<b>1'41.944</b>	33.246	16.977	28.018	23.703	211.7
5	<b>1'42.064</b>	33.206	16.957	28.187	23.714	211.3
6	<b>1'41.997</b>	33.138	17.013	28.084	23.762	211.3
7	1'49.585 P	33.259	17.308	29.076	29.942	210.5
8	9'03.785 *	34.555	18.791	28.099	23.605 *	175.8
9	1'41.147 *	32.980	16.780	27.864	23.523 *	213.0
10	1'40.984 *	33.061	16.727	27.935	23.261	214.7
11	<b>1'41.245</b>	33.184	16.574	28.036	23.451	217.7
12	<b>1'41.207</b>	33.128	16.583	27.936	23.560	218.6
13	<b>1'41.067</b>	32.941	16.660	27.936	23.530	217.3
14	<b>1'41.752</b>	33.393	16.922	27.969	23.468	213.8

8th	94	Guido PINI	Leopard Racing	ITA		
Runs=2	Total laps=16	Full laps=13	Valid laps=11			
1	2'27.718	34.372	17.571	33.155	27.587	210.9
2	<b>1'43.184</b>	34.026	17.162	28.146	23.850	213.4
3	1'41.770 *	33.364	16.924	27.938 *	23.544	215.1
4	<b>1'41.070</b>	33.124	16.825	27.809	23.312	215.1

9th	19	Scott OGDEN	CIP Green Power	GBR		
Runs=2	Total laps=15	Full laps=12	Valid laps=10			
1	2'24.211	33.189	17.584	34.776	26.560	208.4
2	<b>1'43.915</b>	33.747	17.293	28.836	24.039	213.4
3	1'42.357 *	33.295	16.997	28.262 *	23.803	216.0
4	<b>1'42.588</b>	33.360	17.139	28.178	23.911	215.1
5	<b>1'41.884</b>	33.288	16.939	28.036	23.621	216.8
6	1'51.383 P	33.403	16.960	28.099	32.921	216.8
7	6'34.416	40.327	17.794	31.097	24.413	208.4
8	<b>1'45.406</b>	33.315	17.097	31.331	23.663	210.9
9	<b>1'41.787</b>	33.140	16.929	28.027	23.691	215.1
10	<b>1'43.760</b>	33.429	18.333	28.323	23.675	180.3
11	<b>1'41.323</b>	32.976	16.829	27.880	23.638	216.8
12	1'46.505 *	33.064	16.985	30.948	25.508 *	214.7
13	<b>1'43.993</b>	33.102	16.825	30.466	23.600	216.0
14	<b>1'41.072</b>	33.025	16.781	27.806	23.460	216.4
15	<b>1'41.947</b>	33.102	16.886	28.204	23.755	218.1

10th	28	Maximo QUILES	CFMOTO Gaviota Aspar	SPA		
Runs=2	Total laps=10	Full laps=7	Valid laps=4			
1	1'51.324	30.873	17.328	28.655	24.151	208.4
2	1'42.317 *	33.416	17.036	28.233	23.632 *	211.3
3	5'37.100 P	33.071	16.949	4'09.328	37.752	210.9
4	11'50.585	32.133	17.014	28.176	23.759	210.5
5	<b>1'41.077</b>	32.967	16.818	27.831	23.461	211.7
6	1'41.026 *	32.919	16.713	27.932	23.462 *	213.0
7	<b>1'41.075</b>	32.903	16.681	27.932	23.559	213.8
8	1'41.259 *	32.920	16.711	27.898	23.730 *	213.8
9	<b>1'41.327</b>	32.972	16.791	27.966	23.598	213.4
10	<b>1'41.139</b>	32.947	16.738	27.975	23.479	213.0

11th	54	Jesus RIOS	Rivacold Snipers Team	SPA		
Runs=2	Total laps=16	Full laps=13	Valid laps=10			
1	2'24.515	32.374	18.004	33.128	30.181	208.4
2	<b>1'43.020</b>	33.694	17.080	28.265	23.981	212.5
3	1'42.265 *	33.415	16.983	28.171 *	23.696	214.7
4	<b>1'42.148</b>	33.614	16.957	27.937	23.640	214.7
5	<b>1'41.514</b>	33.163	16.835	27.920	23.596	214.2
6	1'50.454 P	33.176	17.177	28.451	31.650	212.1
7	4'57.763	40.307	17.402	28.117	23.563	212.1
8	<b>1'41.381</b>	33.151	16.799	27.691	23.740	215.1
9	<b>1'41.331</b>	32.942	16.891	27.811	23.687	212.5

**Fastest Lap:** Alvaro CARPE SPA Red Bull KTM Ajo **1'40.678** 32.808 16.829 27.706 23.335

These data/results cannot be reproduced, stored and/or transmitted in whole or in part by any manner of electronic, mechanical, photocopying, recording, broadcasting or otherwise now known or herein after developed without the previous express consent by the copyright owner, except for reproduction in daily press and regular printed publications on sale to the public within 60 days of the event related to those data/results and always provided that copyright symbol appears together as follows below.

© MotoGP Sports Entertainment Group, 2026

Official MotoGP Timing by TISSOT

www.motogp.com

Assen, Saturday, June 27, 2026

Page 2 of 5



## Free Practice Nr. 2

Moto3™

Lap	Lap Time	T1	T2	T3	T4	Speed	Lap	Lap Time	T1	T2	T3	T4	Speed
10	<b>1'43.049</b>	33.051	17.099	28.060	24.839	210.9	5	1'42.322 *	33.541	16.908	28.234	23.639 *	213.8
11	<b>1'43.822</b>	33.062	16.878	29.518	24.364	214.2	6	1'41.424 *	33.189	16.863	28.015	23.357 *	216.0
12	<b>1'42.230</b>	33.051	16.832	28.089	24.258	215.5	7	<b>1'41.140</b>	33.187	<b>16.817</b>	<b>27.844</b>	<b>23.292</b>	213.4
13	<b>1'41.103</b>	<b>32.900</b>	<b>16.635</b>	27.913	23.655	216.0	8	<b>1'45.194</b>	36.670	16.887	28.133	23.504	214.2
14	1'42.550 *	33.114	16.851	28.189	24.396 *	213.8	9	<b>1'41.554</b>	33.230	16.856	28.009	23.459	214.2
15	1'46.673 *	37.208 *	17.237	28.463	23.765	213.0	10	<b>1'42.427</b>	33.438	16.940	28.301	23.748	214.2
16	<b>1'42.809</b>	33.653	16.980	28.233	23.943	<b>217.3</b>	11	1'42.930 *	33.309	16.954	29.025	23.642 *	213.8
<b>12th 22 David ALMANSA</b> Liqui Moly Dynavolt Int SPA							<b>15th 18 Matteo BERTELLE</b> LEVEL UP - MTA ITA						
Runs=1 Total laps=17 Full laps=16 Valid laps=13							Runs=1 Total laps=18 Full laps=17 Valid laps=15						
1	3'04.596	31.820	17.454	28.971	24.373	210.1	1	2'25.544	32.790	17.765	31.717	25.561	210.9
2	<b>1'42.501</b>	33.785	17.004	<b>28.111</b>	23.601	212.1	2	<b>1'43.516</b>	34.039	17.152	28.492	23.833	215.1
3	<b>1'41.402</b>	33.004	16.916	<b>27.945</b>	23.537	212.5	3	1'42.222 *	33.444	17.033	28.161 *	23.584	214.2
4	<b>1'41.575</b>	33.125	16.917	28.002	23.531	213.0	4	1'41.672 *	33.219	16.928	27.927	23.598 *	214.7
5	<b>1'41.494</b>	32.993	16.816	27.997	23.688	212.5	5	<b>1'41.878</b>	33.233	16.898	28.043	23.704	214.2
6	<b>1'41.304</b>	<b>32.934</b>	16.948	27.979	23.443	212.1	6	<b>1'41.406</b>	33.206	16.804	27.830	23.566	215.5
7	<b>1'41.480</b>	32.987	16.855	28.005	23.633	212.5	7	<b>1'41.186</b>	33.102	16.874	27.814	<b>23.396</b>	215.1
8	<b>1'41.494</b>	33.035	16.876	28.049	23.534	213.0	8	<b>1'41.391</b>	33.329	16.812	27.844	23.406	216.4
9	<b>1'45.302</b>	34.253	18.289	29.111	23.649	203.0	9	<b>1'41.367</b>	33.153	16.867	27.860	23.487	215.5
10	<b>1'41.116</b>	33.021	<b>16.750</b>	27.961	<b>23.384</b>	213.8	10	<b>1'43.892</b>	34.778	17.359	28.103	23.652	206.1
11	1'41.982 *	32.976	16.791	28.210	24.005 *	213.0	11	<b>1'41.192</b>	33.133	16.882	<b>27.722</b>	23.455	214.7
12	1'42.719 *	33.756 *	16.967	28.268	23.728	213.4	12	<b>1'41.182</b>	33.101	16.793	27.787	23.501	216.0
13	<b>1'43.434</b>	33.003	16.896	28.682	24.853	213.8	13	<b>1'45.852</b>	35.800	16.995	29.120	23.937	214.7
14	<b>1'41.198</b>	32.962	16.763	27.978	23.495	<b>215.5</b>	14	<b>1'41.458</b>	33.145	16.842	28.052	23.419	214.2
15	<b>1'41.875</b>	33.031	16.935	28.195	23.714	213.4	15	<b>1'41.466</b>	<b>33.040</b>	<b>16.687</b>	28.113	23.626	<b>216.8</b>
16	<b>1'53.024</b>	38.265	17.839	29.553	27.367	203.0	16	<b>1'41.670</b>	33.280	16.853	27.994	23.543	215.1
17	1'41.744 *	33.114	16.837	28.426	23.367 *	214.2	17	<b>1'42.028</b>	33.129	16.991	28.092	23.816	211.7
<b>13th 9 Veda PRATAMA</b> Honda Team Asia INA							<b>16th 21 Ruche MOODLEY</b> CODE Motorsports RSA						
Runs=1 Total laps=18 Full laps=17 Valid laps=16							Runs=1 Total laps=17 Full laps=16 Valid laps=15						
1	2'23.828	33.175	17.675	34.260	28.100	213.4	1	2'29.151	33.015	17.580	38.184	27.819	213.4
2	<b>1'43.073</b>	33.760	17.234	28.170	23.909	213.4	2	<b>1'43.889</b>	34.153	17.190	28.443	24.103	215.1
3	1'42.527 *	33.260	17.077	28.291 *	23.899 *	214.7	3	1'42.628 *	33.008	16.973	28.466 *	24.181	<b>216.8</b>
4	<b>1'42.957</b>	34.081	17.176	28.103	23.597	216.0	4	<b>1'41.221</b>	33.051	16.867	<b>27.845</b>	<b>23.458</b>	216.4
5	<b>1'41.393</b>	33.036	16.908	27.836	23.613	216.4	5	<b>1'45.669</b>	36.826	17.133	27.956	23.754	213.4
6	<b>1'41.441</b>	33.129	16.912	28.065	<b>23.335</b>	<b>218.1</b>	6	<b>1'43.382</b>	32.995	16.953	27.851	25.583	214.7
7	<b>1'41.132</b>	33.180	16.862	<b>27.696</b>	23.394	213.8	7	<b>1'44.048</b>	35.390	16.978	27.947	23.733	212.5
8	<b>1'41.675</b>	33.061	16.855	27.963	23.796	215.1	8	<b>1'41.190</b>	<b>32.987</b>	<b>16.719</b>	27.922	23.562	216.8
9	<b>1'41.780</b>	<b>33.008</b>	16.988	28.023	23.761	215.1	9	<b>1'42.533</b>	33.158	16.872	28.478	24.025	216.8
10	<b>1'42.675</b>	33.512	17.049	28.286	23.828	213.8	10	<b>1'45.041</b>	35.981	17.070	28.245	23.745	214.2
11	<b>1'41.406</b>	33.060	<b>16.738</b>	28.016	23.592	216.8	11	<b>1'41.452</b>	33.034	16.748	28.143	23.527	215.1
12	<b>1'43.237</b>	33.786	17.317	28.359	23.775	210.5	12	<b>1'47.790</b>	39.075	16.879	28.134	23.702	214.7
13	<b>1'41.786</b>	33.214	16.839	28.143	23.590	215.5	13	<b>1'41.798</b>	33.136	16.812	28.228	23.622	214.2
14	<b>1'41.807</b>	33.136	16.928	28.081	23.662	213.0	14	<b>1'48.454</b>	33.082	17.181	33.520	24.671	213.0
15	<b>1'46.250</b>	33.244	17.446	31.659	23.901	210.1	15	<b>1'41.684</b>	33.231	16.793	28.134	23.526	214.7
16	<b>1'41.941</b>	33.220	16.827	28.291	23.603	214.7	16	<b>1'41.641</b>	33.006	16.777	28.186	23.672	216.8
17	<b>1'42.776</b>	33.238	17.030	28.571	23.937	213.8	17	<b>1'42.009</b>	33.199	16.883	28.217	23.710	213.8
18	<b>1'41.566</b>	33.033	16.894	27.963	23.676	216.8							
<b>14th 67 Casey O'GORMAN</b> SIC58 Squadra Corse IRL													
Runs=2 Total laps=16 Full laps=13 Valid laps=8													
1	2'24.845	32.867	17.347	34.676	26.717	214.2							
2	1'42.536 *	33.540	17.012	28.328	23.656 *	215.1							
3	1'42.212 *	33.434	17.016	28.175 *	23.587	213.4							
4	<b>1'41.710</b>	33.302	16.930	27.990	23.488	213.8							
<b>Fastest Lap:</b> Alvaro CARPE SPA Red Bull KTM Ajo <b>1'40.678</b> 32.808 16.829 27.706 23.335													

These data/results cannot be reproduced, stored and/or transmitted in whole or in part by any manner of electronic, mechanical, photocopying, recording, broadcasting or otherwise now known or herein after developed without the previous express consent by the copyright owner, except for reproduction in daily press and regular printed publications on sale to the public within 60 days of the event related to those data/results and always provided that copyright symbol appears together as follows below.

© MotoGP Sports Entertainment Group, 2026

Official MotoGP Timing by  TISSOT

www.motogp.com

Assen, Saturday, June 27, 2026

Page 3 of 5



## Free Practice Nr. 2

Moto3™

Lap	Lap Time	T1	T2	T3	T4	Speed
<b>17th</b>	<b>6</b>	<b>Ryusei YAMANAKA</b>		AEON Credit - MT Helm JPN		
		Runs=1	Total laps=18	Full laps=17	Valid laps=11	
1	2'27.897	36.878	17.581	38.477	27.530	212.5
2	<b>1'43.459</b>	33.934	17.251	28.325	23.949	215.1
3	1'41.934 *	33.181	16.890	28.151 *	23.712	217.3
4	<b>1'41.380</b>	32.966	16.956	28.017	<b>23.441</b>	215.5
5	<b>1'41.199</b>	32.850	16.967	<b>27.886</b>	23.496	216.4
6	1'41.380 *	<b>32.836</b>	16.981	28.141	23.422 *	217.3
7	1'41.209 *	32.835 *	16.898	27.949	23.527	215.1
8	1'41.255 *	32.941	16.824	27.974	23.516 *	216.4
9	<b>1'41.848</b>	32.923	17.066	28.230	23.629	212.1
10	<b>1'41.534</b>	32.929	16.846	27.993	23.766	216.0
11	1'41.500 *	33.029	16.973	27.950	23.548 *	217.3
12	1'42.238 *	33.060 *	17.023	27.972	24.183	216.8
13	<b>1'42.254</b>	33.146	17.063	28.529	23.516	212.5
14	<b>1'47.687</b>	38.730	16.937	28.273	23.747	215.5
15	<b>1'42.140</b>	33.163	17.018	28.168	23.791	215.1
16	<b>1'43.508</b>	34.416	16.943	28.293	23.856	216.0
17	<b>1'41.828</b>	32.896	<b>16.806</b>	28.533	23.593	217.3
18	<b>1'44.533</b>	33.101	16.884	30.968	23.580	<b>218.1</b>

<b>18th</b>	<b>51</b>	<b>Brian URIARTE</b>		Red Bull KTM Ajo SPA		
		Runs=1	Total laps=18	Full laps=17	Valid laps=12	
1	2'39.255	31.031	17.400	28.648	23.940	208.8
2	<b>1'41.843</b>	33.196	17.069	27.931	23.647	210.9
3	1'42.404 *	33.571	17.244	28.091 *	23.498 *	211.7
4	<b>1'41.229</b>	<b>32.885</b>	16.966	27.862	23.516	212.1
5	<b>1'41.258</b>	32.961	16.928	27.929	<b>23.440</b>	210.9
6	1'41.407 *	33.023	16.912	27.882	23.590 *	211.3
7	<b>1'41.612</b>	33.097	16.932	27.887	23.696	210.9
8	<b>1'41.589</b>	33.072	16.822	27.971	23.724	213.8
9	<b>1'41.631</b>	33.120	16.901	28.036	23.574	211.3
10	<b>1'41.677</b>	33.115	16.982	28.063	23.517	211.3
11	1'41.630 *	33.032	16.878	27.937	23.783 *	211.7
12	<b>1'41.301</b>	33.018	16.789	27.875	23.619	212.1
13	<b>1'41.306</b>	32.908	16.843	<b>27.843</b>	23.712	211.3
14	<b>1'41.381</b>	33.110	16.851	27.928	23.492	213.8
15	<b>1'41.358</b>	33.071	<b>16.621</b>	28.053	23.613	<b>216.8</b>
16	1'41.232 *	33.063	16.768	27.936	23.465 *	215.5
17	1'41.504 *	33.080	16.721	27.888	23.815 *	216.0
18	<b>1'45.403</b>	33.530	16.970	31.304	23.599	216.8

<b>19th</b>	<b>88</b>	<b>Marcos URIARTE</b>		Liqui Moly Dynavolt Int SPA		
		Runs=1	Total laps=17	Full laps=16	Valid laps=14	
1	3'04.701	32.285	17.453	28.903	24.397	210.9
2	<b>1'42.545</b>	33.876	17.009	27.973	23.687	213.4
3	<b>1'41.405</b>	33.076	16.861	27.850	23.618	213.8
4	<b>1'41.621</b>	33.167	16.890	27.929	23.635	214.2
5	<b>1'41.442</b>	<b>33.022</b>	<b>16.843</b>	27.855	23.722	213.8
6	<b>1'41.577</b>	33.023	16.882	27.916	23.756	213.0
7	1'41.415 *	33.029	16.874	28.003	23.509 *	213.0
8	<b>1'41.299</b>	33.038	16.935	<b>27.814</b>	23.512	213.0
9	<b>1'44.028</b>	33.815	17.889	28.520	23.804	207.6
10	<b>1'42.024</b>	33.201	16.964	28.036	23.823	211.7

Lap	Lap Time	T1	T2	T3	T4	Speed
11	<b>1'42.045</b>	33.352	16.878	28.073	23.742	<b>214.7</b>
12	<b>1'41.710</b>	33.117	16.927	28.013	23.653	212.1
13	<b>1'43.537</b>	34.395	16.909	28.335	23.898	214.2
14	<b>1'42.751</b>	33.245	16.864	28.145	<b>24.497</b>	213.4
15	<b>1'41.640</b>	33.209	16.865	28.066	<b>23.500</b>	214.2
16	1'41.871 *	33.130	16.870	28.194	23.677 *	213.4
17	<b>1'41.975</b>	33.270	16.903	28.120	23.682	213.0

<b>20th</b>	<b>13</b>	<b>Hakim DANISH</b>		AEON Credit - MT Helm MAL		
		Runs=1	Total laps=18	Full laps=17	Valid laps=14	
1	2'22.702	33.431	18.884	36.175	25.475	204.9
2	<b>1'43.562</b>	33.919	17.351	28.310	23.982	211.7
3	1'42.504 *	33.280	17.300	28.208 *	23.716	210.5
4	1'42.055 *	32.982	17.228	27.930	23.915 *	210.9
5	<b>1'41.475</b>	32.921	17.158	27.834	23.562	210.9
6	<b>1'41.316</b>	32.936	17.036	27.819	23.525	210.5
7	<b>1'41.333</b>	<b>32.835</b>	17.032	<b>27.818</b>	23.648	210.5
8	<b>1'41.558</b>	32.984	17.127	27.825	23.622	210.1
9	<b>1'41.582</b>	32.887	17.031	27.880	23.784	210.9
10	<b>1'41.562</b>	32.963	17.054	27.915	23.630	211.3
11	1'41.337 *	32.853	16.983	27.907	23.594 *	210.5
12	<b>1'41.313</b>	32.938	17.055	27.854	<b>23.466</b>	211.3
13	<b>1'41.326</b>	32.925	<b>16.915</b>	27.825	23.661	211.3
14	<b>1'41.469</b>	32.995	17.033	27.843	23.598	211.7
15	<b>1'41.861</b>	33.014	17.077	28.087	23.683	<b>212.1</b>
16	<b>1'42.165</b>	33.139	17.031	28.179	23.816	211.3
17	<b>1'42.404</b>	33.207	17.097	28.196	23.904	212.1
18	<b>1'42.979</b>	33.251	17.307	28.254	24.167	211.3

<b>21st</b>	<b>8</b>	<b>Eddie O'SHEA</b>		GRYD Racing GBR		
		Runs=1	Total laps=18	Full laps=16	Valid laps=13	
1	2'22.471	33.024	17.588	32.789	26.150	214.7
2	<b>1'44.142</b>	34.006	17.268	28.589	24.279	212.1
3	1'42.726 *	33.388	17.079	28.380 *	23.879	213.8
4	1'42.439 *	33.262	16.976	28.176	24.025 *	213.4
5	<b>1'42.179</b>	33.390	16.940	27.974	23.875	214.2
6	<b>1'41.704</b>	33.425	16.823	28.034	23.422	215.1
7	<b>1'41.583</b>	33.322	16.904	27.951	<b>23.406</b>	216.4
8	<b>1'41.402</b>	33.285	16.753	<b>27.931</b>	23.433	<b>218.1</b>
9	<b>1'41.671</b>	<b>33.098</b>	16.746	28.105	23.722	217.3
10	<b>1'41.885</b>	33.274	<b>16.849</b>	28.088	23.674	215.5
11	<b>1'41.857</b>	33.221	<b>16.737</b>	28.057	23.842	214.7
12	1'42.378 *	33.258	16.840	28.085	24.195 *	214.7
13	<b>1'43.030</b>	33.811	16.912	28.527	23.780	213.8
14	<b>1'42.030</b>	33.403	16.839	28.213	23.575	214.2
15	<b>1'42.373</b>	33.384	16.830	28.433	23.726	215.1
16	<b>1'43.373</b>	33.469	16.948	28.760	24.196	213.4
17	<b>1'42.101</b>	33.283	16.824	28.341	23.653	215.5
18	1'57.516 P	34.473	17.179	28.467	<b>37.397</b>	210.1

<b>22nd</b>	<b>27</b>	<b>Rico SALMELA</b>		Red Bull KTM Tech3 FIN		
		Runs=2	Total laps=16	Full laps=13	Valid laps=12	
1	2'28.625	33.401	17.253	28.866	24.387	211.3
2	<b>1'43.054</b>	33.631	17.112	28.423	23.888	219.5
3	1'43.383 *	33.216	16.822	29.434 *	23.911 *	219.9

**Fastest Lap:** Alvaro CARPE SPA Red Bull KTM Ajo **1'40.678** 32.808 16.829 27.706 23.335

These data/results cannot be reproduced, stored and/or transmitted in whole or in part by any manner of electronic, mechanical, photocopying, recording, broadcasting or otherwise now known or herein after developed without the previous express consent by the copyright owner, except for reproduction in daily press and regular printed publications on sale to the public within 60 days of the event related to those data/results and always provided that copyright symbol appears together as follows below.

© MotoGP Sports Entertainment Group, 2026

Official MotoGP Timing by  TISSOT

www.motogp.com

Assen, Saturday, June 27, 2026

Page 4 of 5



## Free Practice Nr. 2

Moto3™

Lap	Lap Time	T1	T2	T3	T4	Speed	Lap	Lap Time	T1	T2	T3	T4	Speed
4	1'41.671	33.155	16.862	28.096	23.558	216.0	1	2'26.817	34.608	17.522	34.605	30.137	213.8
5	1'53.434 P	36.245	16.987	28.109	32.093	216.4	2	1'44.311 *	33.953	17.226	28.720	24.412 *	212.5
6	4'15.474	32.498	17.121	28.356	24.004	212.5	3	1'42.463 *	33.589	16.954	28.165 *	23.755	216.4
7	1'41.647	32.967	16.949	28.044	23.687	213.8	4	1'42.180	33.387	16.906	28.215	23.672	215.5
8	1'41.561	33.000	16.937	27.956	23.668	214.2	5	1'45.606	35.300	17.294	28.794	24.218	208.4
9	1'41.565	32.898	16.907	28.092	23.668	213.8	6	1'42.489 *	33.583	16.947	28.147	23.812 *	213.0
10	1'44.095	35.201	16.919	28.162	23.813	214.2	7	1'41.766	33.212	16.838	28.087	23.629	212.5
11	1'42.455	33.236	16.894	28.297	24.028	214.2	8	1'47.360	33.502	17.025	28.512	28.321	211.3
12	1'41.801	32.925	16.880	28.223	23.773	214.2	9	1'42.144	33.393	16.944	28.210	23.597	212.1
13	1'41.968	32.928	16.850	28.338	23.852	215.1	10	1'42.440	33.671	16.885	28.272	23.612	213.0
14	1'42.257	33.227	16.799	28.407	23.824	214.7	11	1'45.956 *	33.151	16.929	28.520	27.356 *	213.8
15	1'41.791	33.063	16.826	28.237	23.665	214.7	12	1'42.440	33.373	16.863	28.397	23.807	211.7
16	1'41.558	32.911	16.781	28.236	23.630	214.7	13	1'42.482 *	33.337	16.885	28.394	23.866 *	212.5

**23rd** **5** **Leo RAMMERSTORFER** SIC58 Squadra Corse AUT  
Runs=2 Total laps=15 Full laps=12 Valid laps=10

1	2'25.741	32.532	17.613	33.427	27.327	211.7
2	1'46.109	36.207	17.421	28.590	23.891	214.2
3	1'42.981 *	33.568	16.884	28.602 *	23.927 *	216.4
4	1'44.347	35.062	17.255	28.297	23.733	212.5
5	1'42.278	33.572	16.950	28.013	23.743	213.0
6	1'42.643	33.583	17.030	28.195	23.835	215.1
7	1'42.024	33.344	16.874	28.194	23.612	213.0
8	1'45.602 *	35.332	16.976	28.379	24.915 *	212.1
9	1'42.388	33.380	16.911	28.297	23.800	213.8
10	1'52.758 P	34.010	17.119	28.602	33.027	213.4
11	6'32.017	36.457	17.206	28.569	23.768	212.5
12	1'42.234	33.409	16.961	28.160	23.704	214.2
13	1'41.738	33.208	16.929	27.977	23.624	215.1
14	1'41.593	33.148	16.936	28.002	23.507	215.5
15	1'42.356	33.378	16.862	28.361	23.755	218.1

**24th** **32** **Zen MITANI** Honda Team Asia JPN  
Runs=1 Total laps=18 Full laps=17 Valid laps=14

1	2'12.633	33.125	17.967	29.409	24.545	204.9
2	1'43.559	33.780	17.131	28.532	24.116	209.7
3	1'42.658 *	33.408	17.142	28.387 *	23.721	209.7
4	1'42.225	33.334	17.040	28.062	23.789	210.5
5	1'45.994	33.392	17.411	29.594	25.597	208.0
6	1'46.872	35.975	17.640	28.962	24.295	202.2
7	1'41.906	33.222	16.984	28.093	23.607	210.9
8	1'42.373	33.355	17.083	28.164	23.771	213.8
9	1'41.735	33.297	16.848	28.035	23.555	215.5
10	1'43.048 *	33.798	16.959	28.279	24.012 *	213.8
11	1'42.176 *	33.417 *	17.144	28.056	23.559	216.0
12	1'42.621	33.290	16.830	28.505	23.996	216.8
13	1'41.799	33.121	16.885	28.187	23.606	214.2
14	1'43.615	33.453	16.828	29.239	24.095	213.4
15	1'41.857	33.304	16.726	28.250	23.577	217.3
16	1'43.395	33.801	16.905	28.226	24.463	213.8
17	1'43.440	33.982	16.866	28.580	24.012	215.1
18	1'41.687	33.159	16.904	28.133	23.491	215.1

**25th** **14** **Cormac BUCHANAN** CODE Motorsports NZE  
Runs=1 Total laps=17 Full laps=16 Valid laps=11

**Fastest Lap:** Alvaro CARPE SPA Red Bull KTM Ajo **1'40.678** 32.808 16.829 27.706 23.335

These data/results cannot be reproduced, stored and/or transmitted in whole or in part by any manner of electronic, mechanical, photocopying, recording, broadcasting or otherwise now known or herein after developed without the previous express consent by the copyright owner, except for reproduction in daily press and regular printed publications on sale to the public within 60 days of the event related to those data/results and always provided that copyright symbol appears together as follows below.

© MotoGP Sports Entertainment Group, 2026

Official MotoGP Timing by **TISSOT**

www.motogp.com

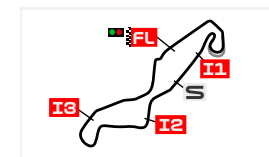
Assen, Saturday, June 27, 2026

Page 5 of 5

# BEST PARTIAL TIMES

## TISSOT GRAND PRIX OF THE NETHERLANDS

### FREE PRACTICE NR. 2



TT Circuit Assen

4542 m.

*IT* Ideal Lap Time, sum of the best partial times

*BT* Best Lap Time

Pos	T1		T2		T3		T4		Pos	IT		BT	
	Rider	Time	Rider	Time	Rider	Time	Rider	Time		Rider	Time		
1	A.CARPE	32.808	V.PERRONE	16.574	J.RIOS	27.691	J.KELSO	23.215	1	A.CARPE	1'40.560	1'40.678	(1)
2	<b>H.DANISH</b>	<b>32.835</b>	<b>B.URIARTE</b>	<b>16.621</b>	<b>V.PRATAMA</b>	<b>27.696</b>	<b>V.PERRONE</b>	<b>23.261</b>	2	G.PINI	1'40.599	1'41.070	(8)
3	R.YAMANAKA	32.836	J.ESTEBAN	16.623	A.CARPE	27.706	M.MORELLI	23.264	3	V.PERRONE	1'40.640	1'41.067	(7)
4	<b>G.PINI</b>	<b>32.851</b>	<b>J.KELSO</b>	<b>16.626</b>	<b>M.BERTELLE</b>	<b>27.722</b>	<b>C.O'GORMAN</b>	<b>23.292</b>	4	M.MORELLI	1'40.649	1'40.900	(4)
5	A.CRUCES	32.868	J.RIOS	16.635	A.CRUCES	27.725	A.CARPE	23.299	5	J.ESTEBAN	1'40.716	1'40.982	(5)
6	<b>B.URIARTE</b>	<b>32.885</b>	<b>M.QUILES</b>	<b>16.681</b>	<b>G.PINI</b>	<b>27.733</b>	<b>G.PINI</b>	<b>23.312</b>	6	J.KELSO	1'40.721	1'40.891	(3)
7	J.ESTEBAN	32.897	M.BERTELLE	16.687	A.FERNANDEZ	27.753	V.PRATAMA	23.335	7	V.PRATAMA	1'40.777	1'41.132	(13)
8	<b>R.SALMELA</b>	<b>32.898</b>	<b>G.PINI</b>	<b>16.703</b>	<b>M.MORELLI</b>	<b>27.778</b>	<b>J.ESTEBAN</b>	<b>23.348</b>	8	B.URIARTE	1'40.789	1'41.229	(18)
9	J.RIOS	32.900	M.MORELLI	16.705	S.OGDEN	27.806	D.ALMANSA	23.384	8	J.RIOS	1'40.789	1'41.103	(11)
10	<b>M.MORELLI</b>	<b>32.902</b>	<b>R.MOODLEY</b>	<b>16.719</b>	<b>M.URIARTE</b>	<b>27.814</b>	<b>M.BERTELLE</b>	<b>23.396</b>	10	M.BERTELLE	1'40.845	1'41.182	(15)
11	M.QUILES	32.903	Z.MITANI	16.726	H.DANISH	27.818	E.O'SHEA	23.406	11	A.CRUCES	1'40.847	1'40.847	(2)
12	<b>A.FERNANDEZ</b>	<b>32.922</b>	<b>E.O'SHEA</b>	<b>16.737</b>	<b>M.QUILES</b>	<b>27.831</b>	<b>A.CRUCES</b>	<b>23.416</b>	12	M.QUILES	1'40.876	1'41.075	(10)
13	D.ALMANSA	32.934	V.PRATAMA	16.738	J.KELSO	27.834	A.FERNANDEZ	23.440	13	A.FERNANDEZ	1'40.898	1'41.000	(6)
14	<b>V.PERRONE</b>	<b>32.941</b>	<b>C.BUCHANAN</b>	<b>16.744</b>	<b>B.URIARTE</b>	<b>27.843</b>	<b>B.URIARTE</b>	<b>23.440</b>	14	C.O'GORMAN	1'40.962	1'41.140	(14)
15	S.OGDEN	32.976	A.CARPE	16.747	C.O'GORMAN	27.844	R.YAMANAKA	23.441	15	R.YAMANAKA	1'40.969	1'41.199	(17)
16	<b>R.MOODLEY</b>	<b>32.987</b>	<b>D.ALMANSA</b>	<b>16.750</b>	<b>R.MOODLEY</b>	<b>27.845</b>	<b>R.MOODLEY</b>	<b>23.458</b>	16	R.MOODLEY	1'41.009	1'41.190	(16)
17	V.PRATAMA	33.008	S.OGDEN	16.781	J.ESTEBAN	27.848	S.OGDEN	23.460	17	D.ALMANSA	1'41.013	1'41.116	(12)
18	<b>C.O'GORMAN</b>	<b>33.009</b>	<b>R.SALMELA</b>	<b>16.781</b>	<b>V.PERRONE</b>	<b>27.864</b>	<b>M.QUILES</b>	<b>23.461</b>	18	S.OGDEN	1'41.023	1'41.072	(9)
19	M.URIARTE	33.022	A.FERNANDEZ	16.783	R.YAMANAKA	27.886	H.DANISH	23.466	19	H.DANISH	1'41.034	1'41.313	(20)
20	<b>M.BERTELLE</b>	<b>33.040</b>	<b>R.YAMANAKA</b>	<b>16.806</b>	<b>E.O'SHEA</b>	<b>27.931</b>	<b>Z.MITANI</b>	<b>23.491</b>	20	E.O'SHEA	1'41.172	1'41.402	(21)
21	J.KELSO	33.046	C.O'GORMAN	16.817	D.ALMANSA	27.945	M.URIARTE	23.500	21	M.URIARTE	1'41.179	1'41.299	(19)
22	<b>E.O'SHEA</b>	<b>33.098</b>	<b>A.CRUCES</b>	<b>16.838</b>	<b>R.SALMELA</b>	<b>27.956</b>	<b>L.RAMMERSTOR</b>	<b>23.507</b>	22	R.SALMELA	1'41.193	1'41.558	(22)
23	Z.MITANI	33.121	M.URIARTE	16.843	L.RAMMERSTOR	27.977	R.SALMELA	23.558	23	Z.MITANI	1'41.373	1'41.687	(24)
24	<b>L.RAMMERSTOR</b>	<b>33.148</b>	<b>L.RAMMERSTOR</b>	<b>16.862</b>	<b>Z.MITANI</b>	<b>28.035</b>	<b>J.RIOS</b>	<b>23.563</b>	24	L.RAMMERSTORFER	1'41.494	1'41.593	(23)
25	C.BUCHANAN	33.151	H.DANISH	16.915	C.BUCHANAN	28.087	C.BUCHANAN	23.597	25	C.BUCHANAN	1'41.579	1'41.766	(25)

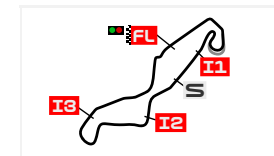
These data/results cannot be reproduced, stored and/or transmitted in whole or in part by any manner of electronic, mechanical, photocopying, recording, broadcasting or otherwise now known or herein after developed without the previous express consent by the copyright owner, except for reproduction in daily press and regular printed publications on sale to the public within 60 days of the event related to those data/results and always provided that copyright symbol appears together as follows below.

© MotoGP Sports Entertainment Group, 2026

## BEST PARTIAL TIMES

TISSOT GRAND PRIX OF THE NETHERLANDS

FREE PRACTICE NR. 2



TT Circuit Assen

4542 m.

*IT* Ideal Lap Time, sum of the best partial times

*BT* Best Lap Time

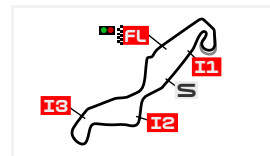
Pos	T1		T2		T3		T4		Pos	Rider	IT	BT
	Rider	Time	Rider	Time	Rider	Time	Rider	Time				
26	N.CARRARO	33.589	N.CARRARO	17.163	N.CARRARO	28.230	N.CARRARO	23.813	26	N.CARRARO	1'42.795	1'43.230 (26)

These data/results cannot be reproduced, stored and/or transmitted in whole or in part by any manner of electronic, mechanical, photocopying, recording, broadcasting or otherwise now known or herein after developed without the previous express consent by the copyright owner, except for reproduction in daily press and regular printed publications on sale to the public within 60 days of the event related to those data/results and always provided that copyright symbol appears together as follows below.

© MotoGP Sports Entertainment Group, 2026

## FASTEST LAPS SEQUENCE

TISSOT GRAND PRIX OF THE NETHERLANDS  
FREE PRACTICE NR. 2




TT Circuit Assen

4542 m.

<i>Practice Time</i>	<i>#</i>	<i>Rider</i>	<i>Nation</i>	<i>Motorcycle</i>	<i>Time</i>	<i>Km/h</i>	<i>Rider's Lap</i>
<b>3'36.015</b>	73	<b>Valentin PERRONE</b>	ARG	KTM	<b>1'42.063</b>	160.2	2
<b>4'07.839</b>	31	<b>Adrian FERNANDEZ</b>	SPA	HONDA	<b>1'42.036</b>	160.2	2
<b>4'12.136</b>	97	<b>Marco MORELLI</b>	ARG	KTM	<b>1'42.027</b>	160.2	2
<b>4'21.098</b>	51	<b>Brian URIARTE</b>	SPA	KTM	<b>1'41.843</b>	160.5	2
<b>4'21.649</b>	78	<b>Joel ESTEBAN</b>	SPA	KTM	<b>1'41.699</b>	160.7	2
<b>6'28.499</b>	22	<b>David ALMANSA</b>	SPA	KTM	<b>1'41.402</b>	161.2	3
<b>7'33.549</b>	66	<b>Joel KELSO</b>	AUS	HONDA	<b>1'41.229</b>	161.5	4
<b>7'33.742</b>	94	<b>Guido PINI</b>	ITA	HONDA	<b>1'41.070</b>	161.7	4
<b>16'01.757</b>	97	<b>Marco MORELLI</b>	ARG	KTM	<b>1'41.002</b>	161.8	9
<b>19'24.553</b>	11	<b>Adrian CRUCES</b>	SPA	KTM	<b>1'40.847</b>	162.1	9
<b>27'04.152</b>	83	<b>Alvaro CARPE</b>	SPA	KTM	<b>1'40.678</b>	162.4	13

These data/results cannot be reproduced, stored and/or transmitted in whole or in part by any manner of electronic, mechanical, photocopying, recording, broadcasting or otherwise now known or herein after developed without the previous express consent by the copyright owner, except for reproduction in daily press and regular printed publications on sale to the public within 60 days of the event related to those data/results and always provided that copyright symbol appears together as follows below.

© MotoGP Sports Entertainment Group, 2026

Official MotoGP Timing by  TISSOT  
www.motogp.com

Assen, Saturday, June 27, 2026