

Automotodrom Brno 5403 m.

CLASSIFICATION

MONSTER ENERGY GRAND PRIX OF CZECHIA

FREE PRACTICE NR. 1

#	Rider	Nation	Team	Motorcycle	Time	Lap Total	Gap	T. Speed
1	18 Manuel GONZALEZ	SPA	LIQUI MOLY Dynavolt Intact GP	KALEX	1'58.585	13 16		266.6
2	12 Filip SALAC	CZE	OnlyFans American Racing Team	KALEX	1'58.721	15 17	0.136 0.136	264.7
3	96 Daniel HOLGADO	SPA	CFMOTO Inde Aspar Team	KALEX	1'58.823	13 17	0.238 0.102	267.3
4	81 Senna AGIUS	AUS	LIQUI MOLY Dynavolt Intact GP	KALEX	1'58.921	11 16	0.336 0.098	268.6
5	98 Jose Antonio RUEDA	SPA	Red Bull KTM Ajo	KALEX	1'59.127	15 16	0.542 0.206	266.6
6	16 Joe ROBERTS	USA	OnlyFans American Racing Team	KALEX	1'59.187	14 15	0.602 0.060	262.1
7	80 David ALONSO	COL	CFMOTO Inde Aspar Team	KALEX	1'59.220	13 17	0.635 0.033	269.3
8	28 Izan GUEVARA	SPA	BLU CRU Pramac Yamaha Moto2	BOSCOSCURO	1'59.248	15 16	0.663 0.028	266.6
9	7 Barry BALTUS	BEL	REDS Fantic Racing	KALEX	1'59.397	12 18	0.812 0.149	266.0
10	17 Daniel MUÑOZ	SPA	Italtrans Racing Team	KALEX	1'59.423	16 17	0.838 0.026	264.0
11	11 Alex ESCRIG	SPA	KLINT Racing Team	FORWARD	1'59.448	10 15	0.863 0.025	266.0
12	4 Ivan ORTOLA	SPA	QJMOTOR - Exocom - MSI	KALEX	1'59.503	15 16	0.918 0.055	270.0
13	14 Tony ARBOLINO	ITA	REDS Fantic Racing	KALEX	1'59.547	13 15	0.962 0.044	266.0
14	95 Collin VEIJER	NED	Red Bull KTM Ajo	KALEX	1'59.609	15 15	1.024 0.062	266.6
15	71 Ayumu SASAKI	JPN	Momoven Idrofoglia RW Racing Team	KALEX	1'59.688	11 15	1.103 0.079	266.6
16	3 Sergio GARCIA	SPA	ITALJET Gresini Moto2	KALEX	1'59.751	13 15	1.166 0.063	266.0
17	53 Deniz ÖNCÜ	TUR	ELF Marc VDS Racing Team	BOSCOSCURO	1'59.852	12 16	1.267 0.101	267.3
18	54 Alberto FERRANDEZ	SPA	BLU CRU Pramac Yamaha Moto2	BOSCOSCURO	1'59.854	13 15	1.269 0.002	265.3
19	99 Adrian HUERTAS	SPA	Italtrans Racing Team	KALEX	1'59.883	10 16	1.298 0.029	266.6
20	44 Aron CANET	SPA	ELF Marc VDS Racing Team	BOSCOSCURO	2'00.006	14 16	1.421 0.123	262.7
21	13 Celestino VIETTI	ITA	HDR SpeedRS Team	BOSCOSCURO	2'00.007	8 9	1.422 0.001	265.3
22	72 Taiyo FURUSATO	JPN	Idemitsu Honda Team Asia	KALEX	2'00.086	6 16	1.501 0.079	267.3
23	84 Zonta VD GOORBERGH	NED	Momoven Idrofoglia RW Racing Team	KALEX	2'00.135	15 16	1.550 0.049	267.3
24	36 Angel PIQUERAS	SPA	QJMOTOR - Exocom - MSI	KALEX	2'00.153	5 16	1.568 0.018	269.3
25	21 Alonso LOPEZ	SPA	ITALJET Gresini Moto2	KALEX	2'00.253	14 14	1.668 0.100	265.3
26	32 Luca LUNETTA	ITA	HDR SpeedRS Team	BOSCOSCURO	2'00.312	15 17	1.727 0.059	264.7
27	85 Xabi ZURUTUZA	SPA	KLINT Racing Team	FORWARD	2'00.977	13 14	2.392 0.665	266.6
28	22 Jacob ROULSTONE	AUS	Idemitsu Honda Team Asia	KALEX	2'01.375	14 16	2.790 0.398	266.0

Practice condition: Dry

Air: 27°

Humidity: 52%

Ground: 35°

Fastest Lap:	Lap: 13	Manuel GONZALEZ	1'58.585	164 Km/h
Best Race Lap:	2025	Joe ROBERTS	1'59.468	162.8 Km/h
All-Time Lap Record:	2025	Barry BALTUS	1'58.322	164.3 Km/h

The results are provisional until the end of the limit for protest and appeals.

Time limit for protest expires 60' after publication of the results - Time: **10:45**

These data/results cannot be reproduced, stored and/or transmitted in whole or in part by any manner of electronic, mechanical, photocopying, recording, broadcasting or otherwise now known or herein after developed without the previous express consent by the copyright owner, except for reproduction in daily press and regular printed publications on sale to the public within 60 days of the event related to those data/results and always provided that copyright symbol appears together as follows below.

© MotoGP Sports Entertainment Group, 2026

Official MotoGP Timing by

www.motogp.com

Brno, Friday, June 19, 2026



Automotodrom Brno

5403 m.

TOP SPEED & AVERAGE

MONSTER ENERGY GRAND PRIX OF CZECHIA

FREE PRACTICE NR. 1

#	Rider	Nation	Motorcycle	Top 5 speeds					Average	Top
4	Ivan ORTOLA	SPA	KALEX	270.0	267.3	266.0	265.3	265.3	266.5	270.0
36	Angel PIQUERAS	SPA	KALEX	269.3	267.9	267.3	267.3	267.3	267.8	269.3
80	David ALONSO	COL	KALEX	269.3	269.3	268.6	267.9	267.9	268.6	269.3
81	Senna AGIUS	AUS	KALEX	268.6	265.3	265.3	265.3	265.3	266.0	268.6
53	Deniz ÖNCÜ	TUR	BOSCOSCURO	267.3	266.6	266.0	266.0	266.0	266.3	267.3
72	Taiyo FURUSATO	JPN	KALEX	267.3	265.3	265.3	265.3	264.7	265.6	267.3
84	Zonta VD GOORBERGH	NED	KALEX	267.3	266.0	265.3	264.7	264.7	265.5	267.3
96	Daniel HOLGADO	SPA	KALEX	267.3	266.0	265.3	264.7	264.0	264.8	267.3
18	Manuel GONZALEZ	SPA	KALEX	266.6	266.6	266.6	266.0	266.0	266.3	266.6
28	Izan GUEVARA	SPA	BOSCOSCURO	266.6	266.6	264.7	264.0	264.0	265.0	266.6
71	Ayumu SASAKI	JPN	KALEX	266.6	266.6	266.0	264.7	264.7	265.7	266.6
85	Xabi ZURUTUZA	SPA	FORWARD	266.6	264.7	264.0	264.0	264.0	264.6	266.6
95	Collin VEIJER	NED	KALEX	266.6	266.0	266.0	266.0	265.3	266.0	266.6
98	Jose Antonio RUEDA	SPA	KALEX	266.6	266.0	265.3	265.3	264.7	265.4	266.6
99	Adrian HUERTAS	SPA	KALEX	266.6	266.0	265.3	264.7	264.0	264.7	266.6
3	Sergio GARCIA	SPA	KALEX	266.0	265.3	264.7	264.0	264.0	264.7	266.0
7	Barry BALTUS	BEL	KALEX	266.0	264.0	263.4	263.4	262.7	263.5	266.0
11	Alex ESCRIG	SPA	FORWARD	266.0	265.3	264.0	264.0	264.0	264.7	266.0
14	Tony ARBOLINO	ITA	KALEX	266.0	266.0	266.0	266.0	265.3	265.9	266.0
22	Jacob ROULSTONE	AUS	KALEX	266.0	264.0	262.7	262.7	262.7	263.6	266.0
13	Celestino VIETTI	ITA	BOSCOSCURO	265.3	264.7	264.7	264.7	264.0	264.7	265.3
21	Alonso LOPEZ	SPA	KALEX	265.3	263.4	262.7	262.7	261.5	263.1	265.3
54	Alberto FERRANDEZ	SPA	BOSCOSCURO	265.3	265.3	264.7	264.7	264.0	264.6	265.3
12	Filip SALAC	CZE	KALEX	264.7	264.7	263.4	263.4	263.4	263.7	264.7
32	Luca LUNETTA	ITA	BOSCOSCURO	264.7	264.7	264.0	264.0	264.0	264.3	264.7
17	Daniel MUÑOZ	SPA	KALEX	264.0	264.0	263.4	263.4	263.4	263.6	264.0
44	Aron CANET	SPA	BOSCOSCURO	262.7	262.7	262.1	261.5	261.5	261.9	262.7
16	Joe ROBERTS	USA	KALEX	262.1	261.5	261.5	261.5	260.8	261.5	262.1

These data/results cannot be reproduced, stored and/or transmitted in whole or in part by any manner of electronic, mechanical, photocopying, recording, broadcasting or otherwise now known or herein after developed without the previous express consent by the copyright owner, except for reproduction in daily press and regular printed publications on sale to the public within 60 days of the event related to those data/results and always provided that copyright symbol appears together as follows below.

© MotoGP Sports Entertainment Group, 2026

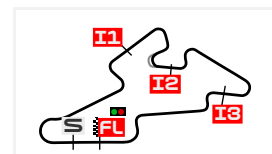
Official MotoGP Timing by www.motogp.com

Brno, Friday, June 19, 2026

CHRONOLOGICAL ANALYSIS OF PERFORMANCES

MONSTER ENERGY GRAND PRIX OF CZECHIA

FREE PRACTICE NR. 1



Automotodrom Brno 5403 m.

* Lap / Sector time cancelled
P Crossing the finish line in pit lane

T1 Time from finish line to 1st intermediate
T2 Time from 1st intermed. to 2nd intermed.

T3 Time from 2nd intermed. to 3rd intermed.
T4 Time from 3rd intermediate to finish line

Lap	Lap Time	T1	T2	T3	T4	Speed	Lap	Lap Time	T1	T2	T3	T4	Speed	
1st	18	Manuel GONZALEZ LIQUI MOLY Dynavolt SPA						3	2'00.213	37.067	23.000	28.634	31.512	264.7
		Runs=2	Total laps=16	Full laps=13	Valid laps=12		4	1'59.702	36.921	22.985	28.524	31.272	262.7	
1	3'09.479	41.378	24.755	29.712	32.218		5	2'00.337	37.461	23.001	28.559	31.316	264.0	
2	1'59.616	36.901	22.900	28.381	31.434	263.4	6	2'00.238	37.142	22.975	28.705	31.416	263.4	
3	1'59.148	36.868	22.796	28.294	31.190	265.3	7	1'59.935	37.077	22.871	28.667	31.320	264.0	
4	1'59.187	36.828	22.765	28.364	31.230	265.3	8	1'59.887	37.180	22.882	28.405	31.420	264.0	
5	1'59.524	36.935	22.853	28.415	31.321	266.0	9	2'00.326	37.214	23.017	28.661	31.434	263.4	
6	1'59.327	36.907	22.726	28.443	31.251	265.3	10	1'59.931	37.147	22.878	28.594	31.312	262.1	
7	1'59.723	36.980	22.935	28.521	31.287	266.6	11	2'17.613 P	39.127	24.699	29.576	44.211	263.4	
8	1'59.818 *	37.068 *	22.947	28.506	31.297	266.0	12	8'59.163 *	40.451	23.133	28.575	31.489 *		
9	1'59.554	36.982	22.857	28.434	31.281	265.3	13	1'58.823	36.823	22.595	28.280	31.125	264.0	
10	2'20.340 P	40.312	26.024	30.318	43.686	261.5	14	1'59.213 *	36.865	22.687	28.386	31.275 *	264.0	
11	8'49.518	47.098	24.267	29.551	32.141		15	2'02.295 *	36.963 *	22.922	30.242	32.168	263.4	
12	1'58.835	36.900	22.637	28.227	31.071	264.0	16	1'59.001	36.838	22.633	28.312	31.218	266.0	
13	1'58.585	36.741	22.593	28.202	31.049	266.0	17	1'59.751	36.935	22.958	28.657	31.201	267.3	
14	1'58.885	36.763	22.630	28.267	31.225	266.0								
15	1'58.998	36.742	22.812	28.302	31.142	266.6								
16	1'59.071	36.763	22.748	28.290	31.270	266.6								
2nd	12	Filip SALAC OnlyFans American Rac CZE												
		Runs=2	Total laps=17	Full laps=14	Valid laps=13									
1	2'49.827	40.342	23.543	29.072	31.895									
2	1'59.530	37.018	22.841	28.404	31.267	261.5								
3	1'59.432	37.029	22.734	28.470	31.199	262.1								
4	1'59.791 *	37.184 *	22.832	28.598	31.177	262.7								
5	2'00.320	37.324	22.968	28.695	31.333	262.1								
6	1'59.927	37.158	22.881	28.615	31.273	263.4								
7	2'01.713	37.698	23.240	29.289	31.486	263.4								
8	2'00.012	37.235	22.869	28.533	31.375	263.4								
9	2'12.633 P	37.273	23.043	28.608	43.709	263.4								
10	8'17.784	40.702	24.012	29.733	32.222									
11	2'00.490	37.140	22.686	28.281	32.383	260.8								
12	1'58.908	36.924	22.644	28.284	31.056	263.4								
13	2'01.884	36.948	22.663	30.462	31.811	263.4								
14	1'59.411	36.983	22.638	28.345	31.445	263.4								
15	1'58.721	36.826	22.688	28.179	31.028	264.7								
16	2'05.087	38.927	24.191	29.720	32.249	264.7								
17	2'00.608	37.196	23.115	28.712	31.585	262.1								
4th	81	Senna AGIUS LIQUI MOLY Dynavolt AUS												
		Runs=2	Total laps=16	Full laps=13	Valid laps=13									
1	2'35.904 *	38.259	23.628	29.241	32.107 *									
2	2'00.207	37.231	22.887	28.648	31.441	264.0								
3	2'00.024	37.220	22.758	28.671	31.375	264.7								
4	2'00.222	37.262	22.803	28.692	31.465	263.4								
5	1'59.982	37.216	22.926	28.481	31.359	263.4								
6	2'00.106	37.115	22.741	28.605	31.645	265.3								
7	1'59.651	36.950	22.860	28.585	31.256	268.6								
8	1'59.790	37.115	22.870	28.482	31.323	265.3								
9	2'13.397 P	37.735	23.285	29.329 *	43.048	264.7								
10	9'55.819	39.589	23.032	29.120	32.280									
11	1'58.921	36.825	22.564	28.335	31.197	263.4								
12	1'59.260	36.921	22.570	28.467	31.302	265.3								
13	1'59.393	36.968	22.654	28.528	31.243	262.7								
14	1'59.472	37.022	22.691	28.376	31.383	264.0								
15	1'59.326	36.924	22.648	28.434	31.320	265.3								
16	1'59.835	36.983	22.972	28.537	31.343	264.0								
5th	98	Jose Antonio RUEDA Red Bull KTM Ajo SPA												
		Runs=3	Total laps=16	Full laps=12	Valid laps=10									
1	2'57.975 P	41.776	24.139	38.802	46.920									
2	4'07.124	39.556	23.482	29.261	32.241									
3	2'01.284 *	37.746 *	23.100	28.824	31.614	262.1								
4	2'01.161	37.755	23.252	28.719	31.435	264.0								
5	1'59.652	37.034	22.802	28.553	31.263	266.6								
6	1'59.894	37.025	22.837	28.620	31.412	266.0								
3rd	96	Daniel HOLGADO CFMOTO Inde Aspar T SPA												
		Runs=2	Total laps=17	Full laps=14	Valid laps=12									
1	2'20.026	38.493	23.733	29.206	32.346									
2	2'01.217	37.690	23.108	28.713	31.706	265.3								

Fastest Lap: Manuel GONZALEZ SPA LIQUI MOLY Dynavolt Intact GP **1'58.585** 36.741 22.593 28.202 31.049

These data/results cannot be reproduced, stored and/or transmitted in whole or in part by any manner of electronic, mechanical, photocopying, recording, broadcasting or otherwise now known or herein after developed without the previous express consent by the copyright owner, except for reproduction in daily press and regular printed publications on sale to the public within 60 days of the event related to those data/results and always provided that copyright symbol appears together as follows below.

© MotoGP Sports Entertainment Group, 2026

Official MotoGP Timing by

www.motogp.com

Brno, Friday, June 19, 2026

Free Practice Nr. 1

Moto2™

Lap	Lap Time	T1	T2	T3	T4	Speed	Lap	Lap Time	T1	T2	T3	T4	Speed
7	1'59.975 *	37.103 *	22.842	28.602	31.428	265.3	5	2'00.178	37.116	22.964	28.606	31.492	266.6
8	1'59.747	37.041	22.896	28.574	31.236	265.3	6	2'00.088	37.209	22.882	28.626	31.371	266.6
9	2'00.097	37.101	22.964	28.687	31.345	264.7	7	1'59.914	37.082	22.846	28.640	31.346	264.0
10	1'59.824	37.067	22.870	28.570	31.317	262.7	8	2'00.350	37.222	22.974	28.697	31.457	263.4
11	2'14.190 P	39.384	23.067	28.669	43.070	263.4	9	2'12.351 P	37.310 *	22.928	28.752	43.361	264.0
12	7'46.224	43.989	23.175	28.699	31.363		10	10'02.354	38.728	23.294	32.633	32.229	
13	1'59.623	37.070	22.858	28.461	31.234	262.1	11	1'59.587	37.039	22.773	28.496	31.279	262.1
14	1'59.235	36.973	22.798	28.404	31.060	264.0	12	1'59.418	37.026	22.713	28.494	31.185	263.4
15	1'59.127	36.840	22.695	28.413	31.179	264.7	13	1'59.807 *	37.072	22.677	28.616 *	31.442	262.1
16	1'59.424	36.836	22.882	28.432	31.274	264.0	14	1'59.454	37.026	22.792	28.432	31.204	264.0
							15	1'59.248	36.885	22.685	28.468	31.210	264.7
							16	2'03.850	36.931	24.994	29.138	32.787	262.7

6th 16 Joe ROBERTS OnlyFans American Rac USA
Runs=2 Total laps=15 Full laps=12 Valid laps=12

1	3'19.994	41.174	24.126	29.747	32.458	
2	2'00.981	37.531	23.048	28.618	31.784	255.9
3	2'00.151	37.172	22.874	28.642	31.463	258.3
4	2'00.525	37.235	23.052	28.680	31.558	257.1
5	2'00.854	37.265	22.757	29.102	31.730	258.3
6	2'00.160	37.263	22.828	28.596	31.473	259.6
7	1'59.954	37.094	22.826	28.552	31.482	258.9
8	2'12.452 P	37.587 *	23.475	28.984	42.406	258.3
9	10'31.584	40.891	22.976	28.756	31.624	
10	1'59.808	37.110	22.831	28.492	31.375	258.9
11	1'59.444	37.080	22.699	28.362	31.303	260.8
12	1'59.848	36.968	22.754	28.633	31.493	261.5
13	1'59.499	36.991	22.756	28.373	31.379	261.5
14	1'59.187	36.870	22.669	28.421	31.227	262.1
15	1'59.577	36.905	22.814	28.465	31.393	261.5

7th 80 David ALONSO CFMOTO Inde Aspar T COL
Runs=2 Total laps=17 Full laps=14 Valid laps=14

1	2'41.677 *	38.174	23.566	29.015	32.176 *	
2	1'59.970	37.245	22.886	28.518	31.321	265.3
3	2'00.302	37.079	23.003	28.773	31.447	269.3
4	1'59.710	36.868	22.774	28.704	31.364	267.9
5	1'59.894	37.083	22.914	28.580	31.317	267.3
6	1'59.998	37.033	22.906	28.660	31.399	269.3
7	2'01.142	37.477	23.155	28.940	31.570	268.6
8	1'59.997	37.140	22.888	28.611	31.358	266.6
9	2'00.024	37.137	22.938	28.566	31.383	264.7
10	2'00.344	37.119	22.964	28.791	31.470	265.3
11	2'12.453 P	37.120	23.052	28.622	43.659	264.0
12	8'40.586	41.514	22.939	28.607	31.381	
13	1'59.220	36.832	22.801	28.389	31.198	265.3
14	2'02.168	36.834	22.925	30.861	31.548	266.0
15	1'59.391	36.894	22.771	28.555	31.171	267.9
16	1'59.430	36.846	22.935	28.344	31.305	267.3
17	1'59.379	36.992	22.754	28.433	31.200	266.6

8th 28 Izan GUEVARA BLU CRU Pramac Yama SPA
Runs=2 Total laps=16 Full laps=13 Valid laps=11

1	2'58.326	41.588	24.413	29.495	32.016	
2	2'01.170 *	37.753	23.072	28.764	31.581 *	262.7
3	2'00.833	37.486	22.913	28.952	31.482	262.7
4	2'00.652	37.536	23.007	28.552	31.557	262.1

9th 7 Barry BALTUS REDS Fantic Racing BEL
Runs=2 Total laps=18 Full laps=15 Valid laps=14

1	2'07.962	39.793	23.123	28.965	32.054	
2	2'00.268	37.242	22.723	28.664	31.639	260.8
3	2'00.327	37.257	22.906	28.584	31.580	266.0
4	2'00.052	37.110	22.769	28.636	31.537	261.5
5	2'00.298 *	37.272	22.885	28.743	31.398 *	260.8
6	1'59.894	37.182	22.693	28.656	31.363	261.5
7	1'59.889	37.083	22.875	28.563	31.368	261.5
8	2'00.272	37.231	22.851	28.750	31.440	262.7
9	1'59.678	37.082	22.780	28.532	31.284	262.1
10	2'14.323 P	37.331	23.737	29.384	43.871	261.5
11	7'34.093	38.236	22.919	28.818	31.610	
12	1'59.397	37.003	22.677	28.390	31.327	260.8
13	1'59.439	37.030	22.714	28.493	31.202	262.7
14	1'59.419	36.987	22.816	28.465	31.151	262.7
15	1'59.727	36.905	22.883	28.531	31.408	263.4
16	1'59.855	37.148	22.806	28.622	31.279	262.7
17	1'59.740	36.999	22.863	28.604	31.274	264.0
18	2'00.014	37.151	22.770	28.700	31.393	263.4

10th 17 Daniel MUÑOZ Italtrans Racing Team SPA
Runs=2 Total laps=17 Full laps=14 Valid laps=12

1	2'06.999	40.318	23.378	29.548	32.312	
2	2'01.148 *	37.425	22.778	29.054 *	31.891	260.2
3	2'00.711 *	37.221	23.146	28.882	31.462 *	264.0
4	1'59.966	37.139	22.678	28.701	31.448	262.1
5	2'00.772	37.219	22.813	29.024	31.716	262.7
6	2'00.668	37.147	22.916	28.938	31.667	262.7
7	2'00.633	37.221	22.911	28.852	31.649	264.0
8	2'00.256	37.132	22.859	28.768	31.497	262.1
9	2'00.605	37.143	22.898	28.839	31.725	262.7
10	2'12.133 P	37.224	22.877	28.872	43.160	262.1
11	9'22.868	39.409	22.780	28.844	31.574	
12	1'59.859	37.114	22.791	28.604	31.350	262.1
13	1'59.806	37.015	22.870	28.671	31.250	263.4
14	2'00.069	37.129	22.805	28.726	31.409	263.4
15	1'59.751	37.141	22.735	28.587	31.288	262.1
16	1'59.423	36.933	22.742	28.484	31.264	263.4
17	2'03.136	37.198	23.019	30.806	32.113	263.4

Fastest Lap: Manuel GONZALEZ SPA LIQUI MOLY Dynavolt Intact GP **1'58.585** 36.741 22.593 28.202 31.049

These data/results cannot be reproduced, stored and/or transmitted in whole or in part by any manner of electronic, mechanical, photocopying, recording, broadcasting or otherwise now known or herein after developed without the previous express consent by the copyright owner, except for reproduction in daily press and regular printed publications on sale to the public within 60 days of the event related to those data/results and always provided that copyright symbol appears together as follows below.

© MotoGP Sports Entertainment Group, 2026

Official MotoGP Timing by **TISSOT**

www.motogp.com

Brno, Friday, June 19, 2026

Page 2 of 6



Free Practice Nr. 1

Moto2™

Lap	Lap Time	T1	T2	T3	T4	Speed
11th	11	Alex ESCRIG	KLINT Racing Team		SPA	
		Runs=2	Total laps=15	Full laps=12	Valid laps=11	
1	2'58.722	45.073	24.481	30.130	32.146	
2	2'02.054	37.484	23.269	29.715	31.586	260.8
3	2'00.020	37.229	22.920	28.559	31.312	264.0
4	2'02.346	37.171	24.296	29.270	31.609	264.0
5	1'59.702	37.131	22.864	28.408	31.299	261.5
6	1'59.926 *	37.240	22.847	28.565	31.274 *	263.4
7	2'14.848 P	37.231 *	22.871	28.660	46.086	263.4
8	12'07.553	39.338	23.151	28.835	31.428	
9	1'59.702	37.039	22.714	28.454	31.495	262.1
10	1'59.448	36.955	22.743	28.505	31.245	263.4
11	1'59.521	36.968	22.759	28.495	31.299	262.7
12	1'59.501	36.944	22.845	28.452	31.260	263.4
13	2'10.188	41.287	28.138	29.417	31.346	264.0
14	2'03.054	37.170	22.992	31.406	31.486	266.0
15	2'00.121	37.213	22.886	28.686	31.336	265.3

12th	4	Ivan ORTOLA	QJMOTOR - Exocom - SPA			
		Runs=2	Total laps=16	Full laps=13	Valid laps=11	
1	2'36.443 *	39.137	23.695	29.416	32.054 *	
2	2'01.028 *	37.300	23.168	28.907 *	31.653	265.3
3	1'59.817 *	37.149	22.773	28.649	31.246 *	264.7
4	1'59.909	37.271	22.821	28.541	31.276	261.5
5	1'59.671	37.116	22.877	28.501	31.177	264.7
6	1'59.728	37.021	22.761	28.580	31.366	266.0
7	2'12.621 P	37.336	23.037	28.814	43.434	270.0
8	9'09.747	38.777	23.147	28.782	31.783	
9	2'00.365	37.421	23.018	28.600	31.326	262.7
10	2'00.037	37.318	22.893	28.519	31.307	262.7
11	2'01.047	37.245	22.788	29.427	31.587	265.3
12	1'59.946	37.180	22.780	28.610	31.376	265.3
13	2'00.195	37.239	22.989	28.631	31.336	263.4
14	1'59.952	37.200	22.942	28.480	31.330	264.0
15	1'59.503	37.011	22.924	28.484	31.084	264.7
16	2'00.004	37.057	22.888	28.486	31.573	267.3

13th	14	Tony ARBOLINO	REDS Fantic Racing		ITA	
		Runs=2	Total laps=15	Full laps=12	Valid laps=12	
1	2'38.260 *	45.739	24.952	31.658	32.888 *	
2	2'02.091	37.784	23.139	28.855	32.313	264.7
3	1'59.968	37.098	22.803	28.641	31.426	264.7
4	2'00.217	37.123	22.928	28.606	31.560	264.7
5	2'00.325	37.240	22.887	28.669	31.529	264.0
6	2'01.720	37.236	23.897	28.927	31.660	266.0
7	2'00.178	37.150	22.903	28.593	31.532	266.0
8	2'17.457 P	39.056	23.633	30.186	44.582	260.2
9	12'17.705	49.175	25.163	34.118	34.949	
10	1'59.980	37.221	22.802	28.513	31.444	262.1
11	1'59.738	36.988	22.776	28.505	31.469	265.3
12	1'59.799	37.043	22.906	28.546	31.304	264.0
13	1'59.547	36.979	22.848	28.422	31.298	266.0
14	1'59.857	37.035	22.832	28.510	31.480	266.0
15	2'00.144	37.269	22.803	28.590	31.482	264.7

Lap	Lap Time	T1	T2	T3	T4	Speed
14th	95	Collin VEIJER	Red Bull KTM Ajo		NED	
		Runs=2	Total laps=15	Full laps=12	Valid laps=12	
1	2'59.401	44.800	24.608	29.532	32.141	
2	2'00.762	37.362	23.121	28.706	31.573	264.7
3	2'00.365	37.101	23.023	28.708	31.533	266.0
4	2'00.302	37.266	22.960	28.588	31.488	266.6
5	2'00.250	37.162	22.959	28.612	31.517	262.7
6	2'00.655	37.646	23.030	28.618	31.361	264.0
7	1'59.850	37.079	22.849	28.564	31.358	266.0
8	3'13.780 P	1'32.479	27.374	30.331	43.596	266.0
9	10'14.011	39.956	23.070	28.701	31.640	
10	2'00.653	37.797	22.856	28.577	31.423	261.5
11	2'00.013	37.124	22.916	28.655	31.318	265.3
12	1'59.868	37.148	22.849	28.592	31.279	264.7
13	1'59.696	37.056	22.836	28.451	31.353	264.7
14	1'59.753	37.095	22.870	28.529	31.259	264.7
15	1'59.609	37.081	22.855	28.444	31.229	264.7

15th	71	Ayumu SASAKI	Momoven Idrofoglia R		JPN	
		Runs=2	Total laps=15	Full laps=12	Valid laps=11	
1	2'26.886 *	41.608	24.048	29.593	32.230 *	
2	2'01.562	37.785	23.267	28.934	31.576	261.5
3	2'00.474	37.345	23.008	28.690	31.431	262.7
4	2'00.474	37.324	22.935	28.781	31.434	263.4
5	2'00.866	37.461	22.978	28.954	31.473	262.1
6	2'01.249	37.447	23.097	29.190	31.515	263.4
7	2'01.210	37.560	23.151	28.854	31.645	262.7
8	2'18.274 P	40.090	24.034	29.431	44.719	260.2
9	12'27.165	46.641	25.202	32.745	36.326	
10	1'59.994	37.257	22.852	28.575	31.310	264.7
11	1'59.688	37.046	22.827	28.596	31.219	266.6
12	2'00.030	37.086	22.989	28.684	31.271	266.6
13	2'00.173	37.059	23.056	28.645	31.413	266.0
14	2'00.131	37.144	22.910	28.688	31.389	263.4
15	2'00.494 *	37.345 *	23.076	28.743	31.330	264.7

16th	3	Sergio GARCIA	ITALJET Gresini Moto2		SPA	
		Runs=2	Total laps=15	Full laps=12	Valid laps=8	
1	2'27.916	40.869	24.245	30.046	34.662	
2	2'03.089 *	38.283 *	23.379	29.076	32.351	260.8
3	2'01.849 *	37.797 *	23.223	28.937	31.892	262.7
4	2'01.297	37.606	23.104	28.856	31.731	261.5
5	2'01.224	37.518	23.066	28.899	31.741	260.8
6	2'00.982 *	37.424	23.089	28.853	31.616 *	263.4
7	2'00.769	37.272	23.010	28.709	31.778	264.7
8	2'16.145 P	37.540	23.410	29.187	46.008	264.0
9	12'32.016	43.115	23.933	29.547	32.609	
10	2'00.724 *	37.389	22.943	28.700	31.692 *	264.0
11	2'00.520	37.363	22.944	28.678	31.535	263.4
12	2'11.190	39.138	26.193	29.716	36.143	262.7
13	1'59.751	37.052	22.892	28.487	31.320	265.3
14	2'00.125	37.156	22.901	28.587	31.481	266.0
15	2'00.467	37.154	22.924	28.947	31.442	264.0

Fastest Lap: Manuel GONZALEZ SPA LIQUI MOLY Dynavolt Intact GP **1'58.585** 36.741 22.593 28.202 31.049

These data/results cannot be reproduced, stored and/or transmitted in whole or in part by any manner of electronic, mechanical, photocopying, recording, broadcasting or otherwise now known or herein after developed without the previous express consent by the copyright owner, except for reproduction in daily press and regular printed publications on sale to the public within 60 days of the event related to those data/results and always provided that copyright symbol appears together as follows below.

© MotoGP Sports Entertainment Group, 2026

Official MotoGP Timing by TISSOT

www.motogp.com

Brno, Friday, June 19, 2026

Page 3 of 6



Free Practice Nr. 1

Moto2™

Lap	Lap Time	T1	T2	T3	T4	Speed
17th	53	Deniz ÖNCÜ		ELF Marc VDS Racing T		TUR
		Runs=2	Total laps=16	Full laps=13	Valid laps=12	
1	2'21.309	44.053	24.629	30.217	35.450	
2	2'00.834	37.591	23.106	28.710	31.427	264.7
3	2'00.176	37.085	23.021	28.633	31.437	266.6
4	2'00.451	37.125	22.985	28.801	31.540	264.0
5	2'00.642	37.374	22.910	28.878	31.480	264.0
6	2'00.856	37.357	23.045	28.801	31.653	264.7
7	2'00.614	37.303	22.955	28.757	31.599	264.0
8	2'03.034	37.533	23.108	30.296	32.097	262.7
9	2'00.361	37.238	23.010	28.600	31.513	266.0
10	2'13.161 P	37.631	23.076	28.915	43.539	264.0
11	9'19.935	40.779	22.983	28.737	31.455	
12	1'59.852	37.143	22.869	28.510	31.330	264.7
13	2'00.148	37.093	22.819	28.786	31.450	267.3
14	2'00.190	37.165	22.903	28.749	31.373	266.0
15	2'00.132	37.163	22.899	28.717	31.353	266.0
16	2'00.660 *	37.207	23.069	28.868 *	31.516	266.0

Lap	Lap Time	T1	T2	T3	T4	Speed
18th	54	Alberto FERRANDEZ		BLU CRU Pramac Yama		SPA
		Runs=2	Total laps=15	Full laps=12	Valid laps=10	
1	2'39.157 *	38.677	23.571	29.486	32.397 *	
2	2'01.292	37.645	23.075	28.789	31.783	264.0
3	2'00.783	37.493	22.957	28.734	31.599	265.3
4	2'00.752	37.273	23.001	28.900	31.578	264.7
5	2'00.543	37.315	23.001	28.766	31.461	264.0
6	2'00.577	37.310	23.069	28.703	31.495	264.7
7	2'00.603 *	37.307	22.961 *	28.756	31.579	265.3
8	2'15.101 P	37.501	23.115	30.331	44.154	264.0
9	12'17.615 *	39.033	23.383	32.819	32.084 *	
10	2'00.093	37.127	22.938	28.548	31.480	262.7
11	2'00.066	37.225	22.897	28.524	31.420	262.7
12	2'00.108 *	37.187	22.942	28.577	31.402 *	262.7
13	1'59.854	37.125	22.933	28.492	31.304	262.7
14	2'00.239	37.154	22.846	28.533	31.706	263.4
15	2'03.638	38.763	23.328	29.152	32.395	258.9

Lap	Lap Time	T1	T2	T3	T4	Speed
19th	99	Adrian HUERTAS		Italtrans Racing Team		SPA
		Runs=2	Total laps=16	Full laps=13	Valid laps=11	
1	2'36.401 *	40.937	24.353	29.973	32.214 *	
2	2'01.564	37.584	23.169	28.803	32.008	264.7
3	2'00.642	37.378	22.883	28.819	31.562	266.6
4	2'00.281	37.253	22.901	28.658	31.469	263.4
5	2'00.815	37.323	23.075	28.820	31.597	264.0
6	2'00.411	37.353	22.937	28.673	31.448	264.0
7	2'16.692 P	41.142	23.214	28.850	43.486	264.0
8	9'02.511	41.570	23.800	28.742	31.963	
9	2'00.300	37.333	22.987	28.675	31.305	263.4
10	1'59.883	37.185	22.874	28.582	31.242	264.0
11	2'00.255	37.221	22.940	28.619	31.475	266.0
12	2'00.585	37.462	23.000	28.642	31.481	263.4
13	2'01.258	37.499	22.987	29.353	31.419	262.7
14	2'00.377 *	37.304	22.856	28.786 *	31.431	264.0
15	2'00.458	37.416	22.926	28.680	31.436	265.3

Lap	Lap Time	T1	T2	T3	T4	Speed
16	2'02.785 *	39.498	23.034	28.792	31.461 *	264.0
20th	44	Aron CANET		ELF Marc VDS Racing T		SPA
		Runs=2	Total laps=16	Full laps=13	Valid laps=13	
1	2'17.096	40.870	23.592	29.678	32.027	
2	2'00.882	37.411	23.013	28.693	31.765	258.9
3	2'00.751	37.226	23.022	28.752	31.751	260.8
4	2'00.695	37.322	23.002	28.774	31.597	258.9
5	2'02.548	39.397	23.012	28.614	31.525	258.3
6	2'00.159	37.114	22.854	28.643	31.548	262.1
7	2'00.271	37.198	22.849	28.741	31.483	262.7
8	2'05.023	37.390	24.445	31.452	31.736	261.5
9	2'00.684	37.284	22.960	28.745	31.695	261.5
10	2'01.019	37.433	23.070	28.900	31.616	261.5
11	2'22.781 P	40.833	24.516	30.525	46.907	259.6
12	9'05.308	40.719	24.944	28.682	31.405	
13	2'00.029	37.065	22.783	28.812	31.369	261.5
14	2'00.006	37.202	22.838	28.544	31.422	262.7
15	2'00.208	37.024	22.861	28.681	31.642	261.5
16	2'07.133	40.224	25.797	28.982	32.130	260.2

Lap	Lap Time	T1	T2	T3	T4	Speed
21st	13	Celestino VIETTI		HDR SpeedRS Team		ITA
		Runs=3	Total laps=9	Full laps=6	Valid laps=7	
	unfinished	40.423	24.463	30.280		
1	2'05.559	39.504	23.993	29.388	32.674	
2	2'01.697 *	37.878	23.175	28.768	31.876 *	261.5
3	2'12.677 P	37.415	23.129	28.784	43.349	259.6
4	4'41.027	41.711	23.489	28.996	31.870	
5	2'00.250	37.222	22.939	28.527	31.562	264.7
6	2'00.146	37.206	22.908	28.613	31.419	265.3
7	2'00.502	37.340	23.036	28.558	31.568	264.7
8	2'00.007	37.155	22.892	28.563	31.397	264.0
9	2'00.013	37.062	22.972	28.494	31.485	264.7

Lap	Lap Time	T1	T2	T3	T4	Speed
22nd	72	Taiyo FURUSATO		Idemitsu Honda Team		JPN
		Runs=2	Total laps=16	Full laps=13	Valid laps=12	
1	2'35.546 *	41.780	23.893	29.786	33.271 *	
2	2'02.349	37.989	23.223	29.018	32.119	260.8
3	2'00.569	37.243	22.962	28.839	31.525	267.3
4	2'00.306	37.158	22.918	28.766	31.464	265.3
5	2'00.313	37.089	22.865	28.926	31.433	263.4
6	2'00.086	36.959	22.890	28.812	31.425	264.0
7	2'06.532	37.176	26.004	31.418	31.934	265.3
8	2'01.414 *	37.374 *	23.155	29.048	31.837	264.0
9	2'00.841	37.285	22.997	28.910	31.649	262.7
10	2'14.875 P	38.068	23.651	29.141	44.015	260.2
11	9'39.293	39.816	25.846	29.497	31.819	
12	2'01.702	37.692	23.304	29.193	31.513	262.7
13	2'01.015	37.387	23.082	28.986	31.560	264.7
14	2'03.947	37.807	25.260	29.213	31.667	263.4
15	2'02.256	37.612	23.297	29.616	31.731	265.3
16	2'02.104	37.963	23.339	29.205	31.597	262.1

Fastest Lap: Manuel GONZALEZ SPA LIQUI MOLY Dynavolt Intact GP **1'58.585** 36.741 22.593 28.202 31.049

These data/results cannot be reproduced, stored and/or transmitted in whole or in part by any manner of electronic, mechanical, photocopying, recording, broadcasting or otherwise now known or herein after developed without the previous express consent by the copyright owner, except for reproduction in daily press and regular printed publications on sale to the public within 60 days of the event related to those data/results and always provided that copyright symbol appears together as follows below.

© MotoGP Sports Entertainment Group, 2026

Official MotoGP Timing by TISSOT

www.motogp.com

Brno, Friday, June 19, 2026

Page 4 of 6



Free Practice Nr. 1

Moto2™

Lap	Lap Time	T1	T2	T3	T4	Speed
23rd	84	Zonta VD GOORBERGH		Momoven Idrofoglia R		NED
		Runs=2	Total laps=16	Full laps=13	Valid laps=12	
1	2'19.912	40.254	24.032	29.737	32.448	
2	2'01.721 *	37.876	23.217	28.737	31.891 *	262.1
3	2'01.645	37.713	23.049	29.040	31.843	266.0
4	2'01.112	37.442	22.999	28.929	31.742	267.3
5	2'00.543	37.420	22.871	28.712	31.540	263.4
6	2'00.464	37.376	22.803	28.754	31.531	264.0
7	2'00.331	37.336	22.778	28.733	31.484	265.3
8	2'00.674	37.396	22.848	28.796	31.634	264.7
9	2'00.307	37.270	22.790	28.642	31.667	262.7
10	2'00.479	37.299	22.901	28.642	31.637	262.7
11	2'18.027 P	38.296	23.993	30.298	45.440	262.7
12	10'46.538	39.358	23.332	28.877	31.816	
13	2'00.334	37.225	22.891	28.633	31.585	263.4
14	2'00.390	37.259	22.913	28.657	31.561	264.7
15	2'00.135	37.165	22.811	28.604	31.555	264.7
16	2'00.326	37.260	22.835	28.615	31.616	263.4

Lap	Lap Time	T1	T2	T3	T4	Speed
24th	36	Angel PIQUERAS		QJMOTOR - Exocom -		SPA
		Runs=2	Total laps=16	Full laps=13	Valid laps=13	
1	2'39.243 *	40.077	23.897	29.592	32.267 *	
2	2'01.100	37.338	23.084	28.779	31.899	266.6
3	2'00.282	37.368	22.833	28.657	31.424	262.7
4	2'00.247	37.112	22.871	28.785	31.479	266.6
5	2'00.153	37.282	22.935	28.662	31.274	267.3
6	2'00.456	37.133	23.094	28.737	31.492	269.3
7	2'01.184	37.480	23.100	28.920	31.684	267.3
8	2'15.859 P	37.373	24.396	29.816	44.274	264.0
9	9'42.834 *	39.916	23.449	29.155	31.779 *	
10	2'00.700	37.408	23.078	28.717	31.497	262.7
11	2'00.225	37.207	22.964	28.717	31.337	264.7
12	2'03.471	39.844	23.334	28.836	31.457	266.0
13	2'01.054	37.332	23.033	29.086	31.603	267.3
14	2'01.433	37.500	23.387	28.945	31.601	267.9
15	2'03.376	37.553	24.765	29.385	31.673	266.6
16	2'02.043	37.497	23.496	29.107	31.943	265.3

Lap	Lap Time	T1	T2	T3	T4	Speed
25th	21	Alonso LOPEZ		ITALJET Gresini Moto2		SPA
		Runs=2	Total laps=14	Full laps=11	Valid laps=11	
1	2'17.479	41.520	24.958	30.207	32.447	
2	2'02.124	37.788	23.557	28.937	31.842	258.9
3	2'02.068	37.742	23.452	29.068	31.806	260.8
4	2'00.858	37.302	23.128	28.813	31.615	260.8
5	2'05.683	37.986	23.917	31.612	32.168	260.8
6	2'04.852	37.788	24.691	30.280	32.093	261.5
7	2'00.821	37.427	23.108	28.841	31.445	263.4
8	2'20.937 P	39.254	26.278	30.045	45.360	265.3
9	13'37.236	44.549	23.394	29.054	31.576	
10	2'00.769	37.389	23.082	28.808	31.490	260.8
11	2'00.553	37.490	22.921	28.768	31.374	260.8
12	2'01.413	37.464	23.717	28.826	31.406	260.2
13	2'00.346	37.269	22.857	28.661	31.559	262.7
14	2'00.253	37.184	22.885	28.650	31.534	262.7

Lap	Lap Time	T1	T2	T3	T4	Speed
26th	32	Luca LUNETTA		HDR SpeedRS Team		ITA
		Runs=2	Total laps=17	Full laps=14	Valid laps=14	
1	2'19.892	41.277	24.181	30.270	32.846	
2	2'03.107	38.225	23.400	29.560	31.922	260.8
3	2'02.137	37.759	23.298	29.242	31.838	264.0
4	2'01.858	37.663	23.402	29.022	31.771	262.7
5	2'03.719	37.770	24.231	29.491	32.227	257.7
6	2'01.393	37.400	23.081	29.175	31.737	264.7
7	2'01.351	37.454	23.266	28.950	31.681	264.0
8	2'01.561	37.580	23.077	29.008	31.896	263.4
9	2'01.975	37.612	23.334	29.044	31.985	260.8
10	2'01.549	37.505	23.178	28.986	31.880	260.2
11	2'13.762 P	37.682	23.181	28.811	44.088	260.8
12	7'52.010	39.980	23.778	31.584	32.169	
13	2'00.503	37.330	22.941	28.698	31.534	264.7
14	2'00.748	37.479	22.989	28.618	31.662	260.2
15	2'00.312	37.278	22.960	28.550	31.524	264.0
16	2'00.452	37.331	22.840	28.730	31.551	262.7
17	2'00.691	37.309	22.967	28.860	31.555	260.8

Lap	Lap Time	T1	T2	T3	T4	Speed
27th	85	Xabi ZURUTUZA		KLINT Racing Team		SPA
		Runs=2	Total laps=14	Full laps=11	Valid laps=11	
1	2'18.645	42.631	24.884	30.532	33.143	
2	2'02.865	37.916	23.464	29.440	32.045	261.5
3	2'01.685	37.403	23.328	29.110	31.844	264.0
4	2'01.954	37.693	23.187	29.180	31.894	264.0
5	2'01.531	37.470	23.250	29.118	31.693	262.7
6	2'05.650	39.560	25.079	29.260	31.751	263.4
7	2'01.264	37.398	23.215	29.003	31.648	266.6
8	2'19.331 P	40.025	25.076	29.182	45.048	264.7
9	14'33.341 *	40.600	23.903	30.006	32.321 *	
10	2'01.082	37.410	23.165	28.807	31.700	264.0
11	2'01.085	37.540	23.102	28.878	31.565	263.4
12	2'04.520	38.781	24.317	29.708	31.714	263.4
13	2'00.977	37.292	23.196	28.778	31.711	264.0
14	2'01.077	37.424	23.079	28.833	31.741	262.1

Lap	Lap Time	T1	T2	T3	T4	Speed
28th	22	Jacob ROULSTONE		Idemitsu Honda Team		AUS
		Runs=2	Total laps=16	Full laps=13	Valid laps=12	
1	2'37.040 *	41.487	24.851	30.476	32.669 *	
2	2'03.684	38.213	23.425	29.364	32.682	261.5
3	2'01.684	37.618	23.205	29.126	31.735	266.0
4	2'02.110	37.711	23.251	29.197	31.951	264.0
5	2'02.287	38.005	23.402	29.060	31.820	260.8
6	2'03.616	37.771	23.183	30.746	31.916	261.5
7	2'01.908	37.624	23.167	29.069	32.048	262.7
8	2'02.527 *	37.656 *	23.364	29.195	32.312	261.5
9	2'15.271 P	37.987	23.311	29.059	44.914	260.2
10	9'16.707	42.568	23.792	29.567	32.588	
11	2'01.959	37.755	23.178	29.025	32.001	258.3
12	2'05.892	37.725	23.910	32.222	32.035	260.8
13	2'01.494	37.681	23.142	28.920	31.751	262.7
14	2'01.375	37.677	23.152	28.867	31.679	260.8
15	2'01.390	37.503	23.109	29.000	31.778	262.7

Fastest Lap: Manuel GONZALEZ SPA LIQUI MOLY Dynavolt Intact GP **1'58.585** 36.741 22.593 28.202 31.049

These data/results cannot be reproduced, stored and/or transmitted in whole or in part by any manner of electronic, mechanical, photocopying, recording, broadcasting or otherwise now known or herein after developed without the previous express consent by the copyright owner, except for reproduction in daily press and regular printed publications on sale to the public within 60 days of the event related to those data/results and always provided that copyright symbol appears together as follows below.

© MotoGP Sports Entertainment Group, 2026

Official MotoGP Timing by  TISSOT

www.motogp.com

Brno, Friday, June 19, 2026

Page 5 of 6




Free Practice Nr. 1**Moto2™**

Lap	Lap Time	T1	T2	T3	T4	Speed	Lap	Lap Time	T1	T2	T3	T4	Speed
16	2'01.481	37.624	23.133	28.913	31.811	260.8							

Fastest Lap: Manuel GONZALEZ	SPA	LIQUI MOLY Dynavolt Intact GP	1'58.585	36.741	22.593	28.202	31.049
-------------------------------------	-----	-------------------------------	-----------------	--------	--------	--------	--------

These data/results cannot be reproduced, stored and/or transmitted in whole or in part by any manner of electronic, mechanical, photocopying, recording, broadcasting or otherwise now known or herein after developed without the previous express consent by the copyright owner, except for reproduction in daily press and regular printed publications on sale to the public within 60 days of the event related to those data/results and always provided that copyright symbol appears together as follows below.

© MotoGP Sports Entertainment Group, 2026

Official MotoGP Timing by  TISSOT

www.motogp.com

Brno, Friday, June 19, 2026

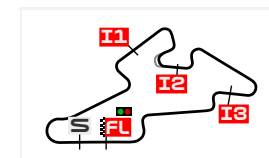
Page 6 of 6



BEST PARTIAL TIMES

MONSTER ENERGY GRAND PRIX OF CZECHIA

FREE PRACTICE NR. 1



Automotodrom Brno

5403 m.

IT Ideal Lap Time, sum of the best partial times

BT Best Lap Time

Pos	T1		T2		T3		T4		Pos	Rider	IT	BT	
	Rider	Time	Rider	Time	Rider	Time	Rider	Time					
1	M.GONZALEZ	36.741	S.AGIUS	22.564	F.SALAC	28.179	F.SALAC	31.028	1	M.GONZALEZ	1'58.585	1'58.585	(1)
2	D.HOLGADO	36.823	M.GONZALEZ	22.593	M.GONZALEZ	28.202	M.GONZALEZ	31.049	2	F.SALAC	1'58.671	1'58.721	(2)
3	S.AGIUS	36.825	D.HOLGADO	22.595	D.HOLGADO	28.280	J.RUEDA	31.060	3	D.HOLGADO	1'58.823	1'58.823	(3)
4	F.SALAC	36.826	F.SALAC	22.638	S.AGIUS	28.335	I.ORTOLA	31.084	4	S.AGIUS	1'58.921	1'58.921	(4)
5	D.ALONSO	36.832	J.ROBERTS	22.669	D.ALONSO	28.344	D.HOLGADO	31.125	5	J.RUEDA	1'58.995	1'59.127	(5)
6	J.RUEDA	36.836	B.BALTUS	22.677	J.ROBERTS	28.362	B.BALTUS	31.151	6	D.ALONSO	1'59.101	1'59.220	(7)
7	J.ROBERTS	36.870	I.GUEVARA	22.677	B.BALTUS	28.390	D.ALONSO	31.171	7	B.BALTUS	1'59.123	1'59.397	(9)
8	I.GUEVARA	36.885	D.MUÑOZ	22.678	J.RUEDA	28.404	I.GUEVARA	31.185	8	J.ROBERTS	1'59.128	1'59.187	(6)
9	B.BALTUS	36.905	J.RUEDA	22.695	A.ESCRIG	28.408	S.AGIUS	31.197	9	I.GUEVARA	1'59.179	1'59.248	(8)
10	D.MUÑOZ	36.933	A.ESCRIG	22.714	T.ARBOLINO	28.422	A.SASAKI	31.219	10	A.ESCRIG	1'59.311	1'59.448	(11)
11	A.ESCRIG	36.944	D.ALONSO	22.754	I.GUEVARA	28.432	J.ROBERTS	31.227	11	I.ORTOLA	1'59.336	1'59.503	(12)
12	T.FURUSATO	36.959	I.ORTOLA	22.761	C.VEIJER	28.444	C.VEIJER	31.229	12	D.MUÑOZ	1'59.345	1'59.423	(10)
13	T.ARBOLINO	36.979	T.ARBOLINO	22.776	I.ORTOLA	28.480	A.HUERTAS	31.242	13	T.ARBOLINO	1'59.475	1'59.547	(13)
14	I.ORTOLA	37.011	Z.VD GOORBER	22.778	D.MUÑOZ	28.484	A.ESCRIG	31.245	14	C.VEIJER	1'59.565	1'59.609	(14)
15	A.CANET	37.024	A.CANET	22.783	S.GARCIA	28.487	D.MUÑOZ	31.250	15	A.SASAKI	1'59.667	1'59.688	(15)
16	A.SASAKI	37.046	D.ÖNCÜ	22.819	A.FERRANDEZ	28.492	A.PIQUERAS	31.274	16	A.CANET	1'59.720	2'00.006	(20)
17	S.GARCIA	37.052	A.SASAKI	22.827	C.VIETTI	28.494	T.ARBOLINO	31.298	17	D.ÖNCÜ	1'59.744	1'59.852	(17)
18	C.VEIJER	37.056	A.PIQUERAS	22.833	D.ÖNCÜ	28.510	A.FERRANDEZ	31.304	18	S.GARCIA	1'59.751	1'59.751	(16)
19	C.VIETTI	37.062	C.VEIJER	22.836	A.CANET	28.544	S.GARCIA	31.320	19	A.FERRANDEZ	1'59.767	1'59.854	(18)
20	D.ÖNCÜ	37.085	L.LUNETTA	22.840	L.LUNETTA	28.550	D.ÖNCÜ	31.330	20	C.VIETTI	1'59.845	2'00.007	(21)
21	A.PIQUERAS	37.112	A.FERRANDEZ	22.846	A.SASAKI	28.575	A.CANET	31.369	21	A.HUERTAS	1'59.865	1'59.883	(19)
22	A.FERRANDEZ	37.125	A.HUERTAS	22.856	Z.VD GOORBER	28.580	A.LOPEZ	31.374	22	A.PIQUERAS	1'59.876	2'00.153	(24)
23	Z.VD GOORBER	37.165	A.LOPEZ	22.857	A.HUERTAS	28.582	C.VIETTI	31.397	23	Z.VD GOORBERGH	2'00.007	2'00.135	(23)
24	A.LOPEZ	37.184	T.FURUSATO	22.865	A.LOPEZ	28.650	T.FURUSATO	31.425	24	T.FURUSATO	2'00.015	2'00.086	(22)
25	A.HUERTAS	37.185	S.GARCIA	22.892	A.PIQUERAS	28.657	Z.VD GOORBER	31.484	25	A.LOPEZ	2'00.065	2'00.253	(25)

These data/results cannot be reproduced, stored and/or transmitted in whole or in part by any manner of electronic, mechanical, photocopying, recording, broadcasting or otherwise now known or herein after developed without the previous express consent by the copyright owner, except for reproduction in daily press and regular printed publications on sale to the public within 60 days of the event related to those data/results and always provided that copyright symbol appears together as follows below.

© MotoGP Sports Entertainment Group, 2026

BEST PARTIAL TIMES

MONSTER ENERGY GRAND PRIX OF CZECHIA

FREE PRACTICE NR. 1



Automotodrom Brno

5403 m.

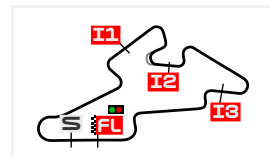
IT Ideal Lap Time, sum of the best partial times

BT Best Lap Time

Pos	T1		T2		T3		T4		Pos	Rider	IT	BT	
	Rider	Time	Rider	Time	Rider	Time	Rider	Time					
26	L.LUNETTA	37.278	C.VIETTI	22.892	T.FURUSATO	28.766	L.LUNETTA	31.524	26	L.LUNETTA	2'00.192	2'00.312	(26)
27	X.ZURUTUZA	37.292	X.ZURUTUZA	23.079	X.ZURUTUZA	28.778	X.ZURUTUZA	31.565	27	X.ZURUTUZA	2'00.714	2'00.977	(27)
28	J.ROULSTONE	37.503	J.ROULSTONE	23.109	J.ROULSTONE	28.867	J.ROULSTONE	31.679	28	J.ROULSTONE	2'01.158	2'01.375	(28)

These data/results cannot be reproduced, stored and/or transmitted in whole or in part by any manner of electronic, mechanical, photocopying, recording, broadcasting or otherwise now known or herein after developed without the previous express consent by the copyright owner, except for reproduction in daily press and regular printed publications on sale to the public within 60 days of the event related to those data/results and always provided that copyright symbol appears together as follows below.

© MotoGP Sports Entertainment Group, 2026



Automotodrom Brno

5403 m.

FASTEST LAPS SEQUENCE

MONSTER ENERGY GRAND PRIX OF CZECHIA

FREE PRACTICE NR. 1

<i>Practice Time</i>	<i>#</i>	<i>Rider</i>	<i>Nation</i>	<i>Motorcycle</i>	<i>Time</i>	<i>Km/h</i>	<i>Rider's Lap</i>
4'08.230	7	Barry BALTUS	BEL	KALEX	2'00.268	161.7	2
4'36.111	81	Senna AGIUS	AUS	KALEX	2'00.207	161.8	2
4'41.647	80	David ALONSO	COL	KALEX	1'59.970	162.1	2
4'49.357	12	Filip SALAC	CZE	KALEX	1'59.530	162.7	2
6'48.789	12	Filip SALAC	CZE	KALEX	1'59.432	162.8	3
7'08.243	18	Manuel GONZALEZ	SPA	KALEX	1'59.148	163.2	3
30'44.023	81	Senna AGIUS	AUS	KALEX	1'58.921	163.5	11
31'20.367	12	Filip SALAC	CZE	KALEX	1'58.908	163.5	12
32'14.069	18	Manuel GONZALEZ	SPA	KALEX	1'58.835	163.6	12
33'37.411	96	Daniel HOLGADO	SPA	KALEX	1'58.823	163.6	13
34'12.654	18	Manuel GONZALEZ	SPA	KALEX	1'58.585	164.0	13

These data/results cannot be reproduced, stored and/or transmitted in whole or in part by any manner of electronic, mechanical, photocopying, recording, broadcasting or otherwise now known or herein after developed without the previous express consent by the copyright owner, except for reproduction in daily press and regular printed publications on sale to the public within 60 days of the event related to those data/results and always provided that copyright symbol appears together as follows below.

© MotoGP Sports Entertainment Group, 2026

Official MotoGP Timing by

www.motogp.com

Brno, Friday, June 19, 2026