

# CLASSIFICATION

## GRAND PRIX OF HUNGARY

### PRACTICE



Balaton Park Circuit 4075 m.

#	Rider	Nation	Team	Motorcycle	Time	Lap Total	Gap	T. Speed
1	37 <b>Pedro ACOSTA</b>	SPA	Red Bull KTM Factory Racing	KTM	<b>1'36.827</b>	22 24		<b>300.0</b>
2	49 <b>Fabio DI GIANNANTONIO</b>	ITA	Pertamina Enduro VR46 Racing Team	DUCATI	<b>1'37.240</b>	23 24	0.413 0.413	<b>299.1</b>
3	25 <b>Raul FERNANDEZ</b>	SPA	SuperFile Trackhouse MotoGP Team	APRILIA	<b>1'37.328</b>	23 25	0.501 0.088	<b>297.5</b>
4	54 <b>Fermin ALDEGUER</b>	SPA	BK8 Gresini Racing MotoGP	DUCATI	<b>1'37.440</b>	16 21	0.613 0.112	<b>297.5</b>
5	79 <b>Ai OGURA</b>	JPN	SuperFile Trackhouse MotoGP Team	APRILIA	<b>1'37.481</b>	21 22	0.654 0.041	<b>300.0</b>
6	72 <b>Marco BEZZECCHI</b>	ITA	Aprilia Racing	APRILIA	<b>1'37.502</b>	23 27	0.675 0.021	<b>300.8</b>
7	93 <b>Marc MARQUEZ</b>	SPA	Ducati Lenovo Team	DUCATI	<b>1'37.560</b>	21 21	0.733 0.058	<b>298.3</b>
8	11 <b>Diogo MOREIRA</b>	BRA	Pro Honda LCR	HONDA	<b>1'37.708</b>	24 24	0.881 0.148	<b>300.0</b>
9	89 <b>Jorge MARTIN</b>	SPA	Aprilia Racing	APRILIA	<b>1'37.734</b>	24 24	0.907 0.026	<b>301.6</b>
10	43 <b>Jack MILLER</b>	AUS	Prima Pramac Yamaha MotoGP	YAMAHA	<b>1'37.760</b>	24 26	0.933 0.026	<b>295.8</b>
11	20 <b>Fabio QUARTARARO</b>	FRA	Monster Energy Yamaha MotoGP Team	YAMAHA	<b>1'37.871</b>	26 27	1.044 0.111	<b>292.6</b>
12	7 <b>Toprak RAZGATLIOGLU</b>	TUR	Prima Pramac Yamaha MotoGP	YAMAHA	<b>1'37.925</b>	23 23	1.098 0.054	<b>293.4</b>
13	10 <b>Luca MARINI</b>	ITA	Honda HRC Castrol	HONDA	<b>1'37.949</b>	22 25	1.122 0.024	<b>298.3</b>
14	63 <b>Francesco BAGNAIA</b>	ITA	Ducati Lenovo Team	DUCATI	<b>1'37.986</b>	19 22	1.159 0.037	<b>299.1</b>
15	23 <b>Enea BASTIANINI</b>	ITA	Red Bull KTM Tech3	KTM	<b>1'38.003</b>	23 25	1.176 0.017	<b>302.5</b>
16	36 <b>Joan MIR</b>	SPA	Honda HRC Castrol	HONDA	<b>1'38.024</b>	22 23	1.197 0.021	<b>297.5</b>
17	27 <b>Iker LECUONA</b>	SPA	BK8 Gresini Racing MotoGP	DUCATI	<b>1'38.049</b>	26 27	1.222 0.025	<b>299.1</b>
18	33 <b>Brad BINDER</b>	RSA	Red Bull KTM Factory Racing	KTM	<b>1'38.065</b>	19 21	1.238 0.016	<b>301.6</b>
19	12 <b>Maverick VIÑALES</b>	SPA	Red Bull KTM Tech3	KTM	<b>1'38.109</b>	23 25	1.282 0.044	<b>299.1</b>
20	21 <b>Franco MORBIDELLI</b>	ITA	Pertamina Enduro VR46 Racing Team	DUCATI	<b>1'38.336</b>	23 23	1.509 0.227	<b>296.7</b>
21	42 <b>Alex RINS</b>	SPA	Monster Energy Yamaha MotoGP Team	YAMAHA	<b>1'38.673</b>	23 23	1.846 0.337	<b>295.8</b>
22	35 <b>Cal CRUTCHLOW</b>	GBR	Castrol Honda LCR	HONDA	<b>1'39.734</b>	19 24	2.907 1.061	<b>297.5</b>

Practice condition: **Dry**

Air: 19°

Humidity: 59%

Ground: 29°

<b>Fastest Lap:</b>	Lap: 22	<b>Pedro ACOSTA</b>	<b>1'36.827</b>	151.5 Km/h
<b>Best Race Lap:</b>	2025	<b>Marc MARQUEZ</b>	<b>1'37.699</b>	150.1 Km/h
<b>All-Time Lap Record:</b>	2025	<b>Marc MARQUEZ</b>	<b>1'36.518</b>	151.9 Km/h

The results are provisional until the end of the limit for protest and appeals.

Time limit for protest expires 60' after publication of the results - ..... Time: ..... **16:15**

These data/results cannot be reproduced, stored and/or transmitted in whole or in part by any manner of electronic, mechanical, photocopying, recording, broadcasting or otherwise now known or herein after developed without the previous express consent by the copyright owner, except for reproduction in daily press and regular printed publications on sale to the public within 60 days of the event related to those data/results and always provided that copyright symbol appears together as follows below.

© MotoGP Sports Entertainment Group, 2026

Official MotoGP Timing by

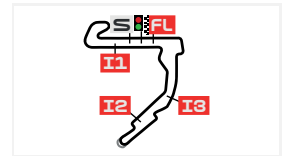
www.motogp.com

Balatonfokajár, Friday, June 5, 2026

# TOP SPEED & AVERAGE

## GRAND PRIX OF HUNGARY

### PRACTICE



Balaton Park Circuit

4075 m.

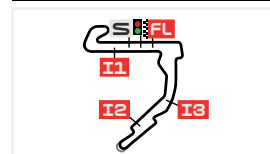
#	Rider	Nation	Motorcycle	Top 5 speeds					Average	Top
23	<b>Enea BASTIANINI</b>	ITA	KTM	302.5	300.8	300.0	300.0	300.0	300.4	<b>302.5</b>
33	<b>Brad BINDER</b>	RSA	KTM	301.6	299.1	299.1	299.1	298.3	299.1	<b>301.6</b>
89	<b>Jorge MARTIN</b>	SPA	APRILIA	301.6	300.0	300.0	300.0	299.1	299.8	<b>301.6</b>
72	<b>Marco BEZZECCHI</b>	ITA	APRILIA	300.8	300.8	300.8	300.0	300.0	300.3	<b>300.8</b>
11	<b>Diogo MOREIRA</b>	BRA	HONDA	300.0	300.0	299.1	299.1	299.1	299.4	<b>300.0</b>
37	<b>Pedro ACOSTA</b>	SPA	KTM	300.0	299.1	299.1	299.1	299.1	299.2	<b>300.0</b>
79	<b>Ai OGURA</b>	JPN	APRILIA	300.0	300.0	300.0	300.0	300.0	300.0	<b>300.0</b>
12	<b>Maverick VIÑALES</b>	SPA	KTM	299.1	298.3	298.3	298.3	297.5	298.1	<b>299.1</b>
27	<b>Iker LECUONA</b>	SPA	DUCATI	299.1	298.3	298.3	297.5	296.7	298.0	<b>299.1</b>
49	<b>Fabio DI GIANNANTONIO</b>	ITA	DUCATI	299.1	299.1	298.3	298.3	297.5	298.0	<b>299.1</b>
63	<b>Francesco BAGNAIA</b>	ITA	DUCATI	299.1	298.3	298.3	298.3	298.3	298.5	<b>299.1</b>
10	<b>Luca MARINI</b>	ITA	HONDA	298.3	297.5	297.5	296.7	296.7	297.1	<b>298.3</b>
93	<b>Marc MARQUEZ</b>	SPA	DUCATI	298.3	297.5	296.7	296.7	295.8	296.6	<b>298.3</b>
25	<b>Raul FERNANDEZ</b>	SPA	APRILIA	297.5	297.5	296.7	296.7	295.8	296.3	<b>297.5</b>
35	<b>Cal CRUTCHLOW</b>	GBR	HONDA	297.5	296.7	296.7	295.8	295.8	296.2	<b>297.5</b>
36	<b>Joan MIR</b>	SPA	HONDA	297.5	297.5	297.5	297.5	297.5	297.5	<b>297.5</b>
54	<b>Fermin ALDEGUER</b>	SPA	DUCATI	297.5	297.5	296.7	296.7	296.7	297.0	<b>297.5</b>
21	<b>Franco MORBIDELLI</b>	ITA	DUCATI	296.7	295.8	295.8	294.2	294.2	295.2	<b>296.7</b>
42	<b>Alex RINS</b>	SPA	YAMAHA	295.8	295.0	294.2	294.2	294.2	294.6	<b>295.8</b>
43	<b>Jack MILLER</b>	AUS	YAMAHA	295.8	295.8	295.8	295.8	295.0	295.6	<b>295.8</b>
7	<b>Toprak RAZGATLIOGLU</b>	TUR	YAMAHA	293.4	293.4	292.6	292.6	292.6	292.9	<b>293.4</b>
20	<b>Fabio QUARTARARO</b>	FRA	YAMAHA	292.6	292.6	292.6	292.6	291.8	292.4	<b>292.6</b>

These data/results cannot be reproduced, stored and/or transmitted in whole or in part by any manner of electronic, mechanical, photocopying, recording, broadcasting or otherwise now known or herein after developed without the previous express consent by the copyright owner, except for reproduction in daily press and regular printed publications on sale to the public within 60 days of the event related to those data/results and always provided that copyright symbol appears together as follows below.

© MotoGP Sports Entertainment Group, 2026

Official MotoGP Timing by [www.motogp.com](http://www.motogp.com)

Balatonfokajár, Friday, June 5, 2026



# CHRONOLOGICAL ANALYSIS OF PERFORMANCES

## GRAND PRIX OF HUNGARY

### PRACTICE

\* Lap / Sector time cancelled

P Crossing the finish line in pit lane

\*\* Tyre data subject to further updates

**T1** Time from finish line to 1st intermediate

**T2** Time from 1st intermed. to 2nd intermed.

**T3** Time from 2nd intermed. to 3rd intermed.

**T4** Time from 3rd intermediate to finish line

Lap	Lap Time	T1	T2	T3	T4	Speed	Lap	Lap Time	T1	T2	T3	T4	Speed
<b>1st</b>	<b>37</b>	<b>Pedro ACOSTA</b>		KTM	SPA								
		Red Bull KTM Factory Racing											
		Runs=4	Total laps=24	Full laps=17	Valid laps=12								
Run #	1	Front Tyre	Slick-Medium	Rear Tyre	Slick-Medium		Run #	2	Front Tyre	Slick-Medium	Rear Tyre	Slick-Medium	
		New Tyre		New Tyre					6 Laps at start		6 Laps at start		
1	1'50.802 *	30.057	23.841 *	28.858 *	18.927		7	6'17.205	29.806	23.871	28.764	18.961	
2	<b>1'40.407</b>	30.021	23.426	28.333	18.627	299.1	8	<b>1'40.408</b>	29.983	23.241	28.066	19.118	296.7
3	<b>1'38.851</b>	29.324	23.133	27.867	18.527	297.5	9	<b>1'39.364</b>	29.726	22.976	28.069	18.593	295.0
4	<b>1'38.596</b>	29.351	23.073	27.699	18.473	295.8	10	<b>1'38.879</b>	29.531	22.812	27.925	18.611	295.0
5	1'39.249 *	30.675	22.840	27.272 *	18.462	296.7	11	1'51.325 P	31.801	23.865	28.671	26.988	297.5
6	<b>1'38.879</b>	29.528	22.998	27.819	18.534	298.3			5 Laps at start		5 Laps at start		
7	1'50.481 P	31.429	23.635	28.547	26.870	297.5	12	7'13.244	29.944	23.696	28.751	18.671	
		New Tyre		New Tyre			13	<b>1'38.196</b>	29.293	22.818	27.629	18.456	297.5
8	9'50.319	29.824	23.521	28.567	18.670		14	<b>1'38.086</b>	29.286	22.700	27.699	18.401	294.2
9	<b>1'39.433</b>	30.110	22.986	27.961	18.376	299.1	15	<b>1'38.032</b>	29.295	22.672	27.757	18.308	297.5
10	<b>1'37.741</b>	29.214	22.726	27.471	18.330	296.7	16	1'52.662 P	30.423	24.184	30.416 *	27.639	297.5
11	<b>1'37.857</b>	29.139	22.731	27.629	18.358	296.7			5 Laps at start		5 Laps at start		
12	<b>1'37.418</b>	29.057	22.552	27.595	18.214	296.7	17	6'35.014	29.768	23.860	28.391	18.530	
13	<b>1'41.942</b>	30.950	24.076	28.104	18.812	298.3	18	1'46.792 P	29.252	22.761	27.784	26.995	297.5
14	1'38.257 *	29.224	22.890	27.620 *	18.523	298.3			New Tyre		New Tyre		
15	1'49.190 P	30.087	23.568	28.281 *	27.254	299.1	19	6'02.565	30.655	23.323	28.190	18.526	
		New Tyre		New Tyre			20	1'46.548 P	29.241	22.668	27.494	27.145	298.3
16	11'25.096	29.546	23.275	28.425	18.399				2 Laps at start		New Tyre		
17	<b>1'37.768</b>	29.318	22.551	27.689	18.210	299.1	21	2'50.977	30.690	23.143	28.013	18.433	
18	1'37.467 *	29.078	22.621	27.455	18.313 *	299.1	22	1'38.312 *	29.007	22.638	28.195 *	18.472	299.1
19	<b>1'37.401</b>	29.043	22.610	27.586	18.162	298.3	23	<b>1'37.240</b>	29.003	22.542	27.441	18.254	298.3
20	1'48.763 P	31.832	23.101	27.635 *	26.195	300.0	24	<b>1'37.523</b>	29.025	22.621	27.553	18.324	299.1
		5 Laps at start		New Tyre									
21	4'35.453	31.502	23.831	27.938	18.285								
22	<b>1'36.827</b>	28.939	22.489	27.274	18.125	298.3							
23	1'43.096 *	34.205	23.153	27.346 *	18.392	298.3							
24	1'48.201 *	29.229	31.163	28.587 *	19.222 *	299.1							
<b>3rd</b>	<b>25</b>	<b>Raul FERNANDEZ</b>		APRILIA	SPA								
		SuperFile Trackhouse MotoGP Team											
		Runs=4	Total laps=25	Full laps=18	Valid laps=14								
Run #	1	Front Tyre	Slick-Medium	Rear Tyre	Slick-Medium		Run #	2	Front Tyre	Slick-Medium	Rear Tyre	Slick-Medium	
		New Tyre		New Tyre					5 Laps at start		New Tyre		
1	2'10.224	31.518	25.515	29.620	19.117		1	2'10.224	31.518	25.515	29.620	19.117	
2	<b>1'40.914</b>	30.060	23.496	28.545	18.813	293.4	2	<b>1'40.914</b>	30.060	23.496	28.545	18.813	293.4
3	<b>1'40.705</b>	29.961	23.159	28.783	18.802	295.0	3	<b>1'40.705</b>	29.961	23.159	28.783	18.802	295.0
4	<b>1'47.648</b>	29.657	23.215	33.467	21.309	293.4	4	<b>1'47.648</b>	29.657	23.215	33.467	21.309	293.4
		Fastest Lap:		Pedro ACOSTA SPA Red Bull KTM Factory Racing									
			<b>1'36.827</b>	28.939	22.489	27.274	18.125						

These data/results cannot be reproduced, stored and/or transmitted in whole or in part by any manner of electronic, mechanical, photocopying, recording, broadcasting or otherwise now known or herein after developed without the previous express consent by the copyright owner, except for reproduction in daily press and regular printed publications on sale to the public within 60 days of the event related to those data/results and always provided that copyright symbol appears together as follows below.

© MotoGP Sports Entertainment Group, 2026

Official MotoGP Timing by

www.motogp.com

Balatonfokajár, Friday, June 5, 2026

## Practice

## MotoGP™

Lap	Lap Time	T1	T2	T3	T4	Speed
5	<b>1'39.404</b>	29.738	23.039	28.075	18.552	295.0
6	1'58.968 P	34.836	26.841	29.337	27.954	294.2

Run #	2	Front Tyre	Slick-Medium	Rear Tyre	Slick-Soft	
			New Tyre		New Tyre	
7	9'19.615	30.826	23.897	28.331	18.522	
8	<b>1'38.566</b>	29.416	22.734	28.081	18.335	295.8
9	1'40.635 *	29.476	22.936	30.254	17.969 *	295.8
10	1'38.765 *	29.501	22.895	27.671 *	18.698	294.2
11	1'37.969 *	29.361	22.886	28.043	17.679 *	295.0
12	1'43.699 *	29.433	22.957	31.134 *	20.175	295.0
13	<b>1'40.570</b>	30.493	23.092	28.348	18.637	295.8
14	<b>1'50.490</b>	29.363	33.292	29.180	18.655	295.0
15	<b>1'38.606</b>	29.396	22.778	28.041	18.391	295.8
16	1'52.919 P	30.744	25.776	29.028	27.371	295.0

Run #	3	Front Tyre	Slick-Medium	Rear Tyre	Slick-Soft	
			New Tyre		New Tyre	
17	10'27.849	30.335	23.762	28.463	18.498	
18	<b>1'37.917</b>	29.268	22.730	27.690	18.229	295.0
19	<b>1'38.098</b>	29.123	22.701	27.765	18.509	297.5
20	<b>1'37.764</b>	29.164	22.560	27.777	18.263	297.5
21	1'50.884 P	31.343	23.773	28.958	26.810	296.7

Run #	4	Front Tyre	Slick-Medium	Rear Tyre	Slick-Soft	
			5 Laps at start		New Tyre	
22	2'56.282	29.920	23.523	28.280	18.427	
23	<b>1'37.328</b>	29.095	22.468	27.670	18.095	295.8
24	<b>1'42.809</b>	31.491	23.247	29.607	18.464	295.8
25	<b>1'38.050</b>	29.300	22.692	27.843	18.215	296.7

Run #	1	Front Tyre	Slick-Medium	Rear Tyre	Slick-Soft	
			New Tyre		New Tyre	
1	2'33.361	31.364	24.357	28.934	18.996	
2	<b>1'40.400</b>	29.878	23.377	28.392	18.753	292.6
3	<b>1'38.463</b>	29.478	22.825	27.778	18.382	294.2
4	<b>1'38.470</b>	29.349	22.936	27.778	18.407	295.0
5	<b>1'38.162</b>	29.423	22.790	27.644	18.305	294.2
6	1'53.923 P	31.343	25.251	28.850 *	28.479	295.0

Run #	2	Front Tyre	Slick-Medium	Rear Tyre	Slick-Medium	
			New Tyre		New Tyre	
7	11'27.262	31.218	24.673	28.736	18.896	
8	<b>1'40.052</b>	29.954	23.187	28.313	18.598	291.1
9	1'39.621 *	29.576	23.328	28.040 *	18.677	294.2
10	<b>1'38.934</b>	29.486	22.734	28.164	18.550	295.0
11	1'41.687 *	29.571	25.697	27.882 *	18.537	295.0
12	<b>1'38.344</b>	29.399	22.852	27.675	18.418	295.0
13	1'53.896 P	30.914	25.361	29.670 *	27.951	297.5

Run #	3	Front Tyre	Slick-Medium	Rear Tyre	Slick-Soft	
			New Tyre		New Tyre	
14	10'51.920	29.941	23.794	28.165	18.612	
15	<b>1'37.886</b>	29.348	22.640	27.565	18.333	295.8
16	<b>1'37.440</b>	29.172	22.527	27.403	18.338	295.8
17	1'50.984 P	31.922	23.867	28.115 *	27.080	296.7

Lap	Lap Time	T1	T2	T3	T4	Speed
Run #	4	Front Tyre	Slick-Medium	Rear Tyre	Slick-Soft	
			4 Laps at start		New Tyre	
18	6'24.955	29.432	23.429	28.527	18.638	
19	<b>1'38.589</b>	29.153	22.613	27.620	19.203	296.7
20	<b>1'40.467</b>	29.124	22.548	29.938	18.857	296.7
21	1'42.538 *	29.202	22.769	31.400 *	19.167	297.5

5th	79	Ai OGURA	APRILIA	JPN
		SuperFile Trackhouse MotoGP Team		
		Runs=4	Total laps=22	Full laps=15 Valid laps=15

Run #	1	Front Tyre	Slick-Medium	Rear Tyre	Slick-Medium	
			5 Laps at start		5 Laps at start	
1	2'01.064 *	31.355	24.935 *	29.667	19.524	
2	<b>1'41.759</b>	30.350	23.880	28.553	18.976	295.0
3	<b>1'40.449</b>	30.034	23.221	28.430	18.764	291.8
4	<b>1'39.401</b>	29.668	22.980	28.125	18.628	295.0
5	<b>1'39.269</b>	29.641	23.062	27.956	18.610	295.8
6	1'57.173 P	31.556	23.752	31.239	30.626	298.3

Run #	2	Front Tyre	Slick-Medium	Rear Tyre	Slick-Soft	
			New Tyre		New Tyre	
7	10'31.856	31.363	24.225	29.348	18.901	
8	<b>1'38.915</b>	29.550	22.955	27.846	18.564	300.0
9	<b>1'38.358</b>	29.400	22.582	27.817	18.559	296.7
10	<b>1'38.648</b>	29.431	22.653	27.862	18.702	298.3
11	<b>1'38.455</b>	29.361	22.764	27.818	18.512	297.5
12	<b>1'42.593</b>	31.623	23.545	28.331	19.094	299.1
13	2'25.903 P	29.518	49.234	35.786	31.365	298.3

Run #	3	Front Tyre	Slick-Medium	Rear Tyre	Slick-Soft	
			New Tyre		New Tyre	
14	14'03.557	30.462	24.009	28.668	19.004	
15	<b>1'38.666</b>	29.685	22.797	27.697	18.487	299.1
16	<b>1'42.667</b>	29.359	22.657	31.385	19.266	300.0
17	1'52.583 P	29.488	22.842	30.331 *	29.922	300.0

Run #	4	Front Tyre	Slick-Medium	Rear Tyre	Slick-Soft	
			4 Laps at start		New Tyre	
18	3'20.022	29.628	23.472	28.276	18.679	
19	<b>1'41.676</b>	29.542	23.893	29.503	18.738	299.1
20	<b>1'37.707</b>	29.239	22.578	27.547	18.343	300.0
21	<b>1'37.481</b>	29.115	22.559	27.542	18.265	300.0
22	<b>1'53.916</b>	30.833	28.171	35.112	19.800	300.0

6th	72	Marco BEZZECCHI	APRILIA	ITA
		Aprilia Racing		
		Runs=4	Total laps=27	Full laps=20 Valid laps=18

Run #	1	Front Tyre	Slick-Medium	Rear Tyre	Slick-Medium	
			New Tyre		New Tyre	
1	1'55.492 *	30.473	23.935 *	29.659	18.941	
2	<b>1'39.751</b>	29.757	23.287	28.131	18.576	298.3
3	1'39.543 *	29.664 *	23.116	28.146	18.617	299.1
4	<b>1'40.421</b>	29.452	23.008	29.567	18.394	300.0
5	<b>1'39.001</b>	29.292	22.778	27.948	18.983	299.1
6	<b>1'38.645</b>	29.414	22.681	28.092	18.458	299.1
7	<b>1'38.296</b>	29.362	22.660	27.811	18.463	297.5
8	<b>1'38.175</b>	29.399	22.590	27.857	18.329	299.1
9	1'49.204 P	30.208	23.345	28.182 *	27.469	299.1

**Fastest Lap:** Pedro ACOSTA SPA Red Bull KTM Factory Racing **1'36.827** 28.939 22.489 27.274 18.125

These data/results cannot be reproduced, stored and/or transmitted in whole or in part by any manner of electronic, mechanical, photocopying, recording, broadcasting or otherwise now known or herein after developed without the previous express consent by the copyright owner, except for reproduction in daily press and regular printed publications on sale to the public within 60 days of the event related to those data/results and always provided that copyright symbol appears together as follows below.

© MotoGP Sports Entertainment Group, 2026

Official MotoGP Timing by TISSOT

www.motogp.com

Balatonfokajár, Friday, June 5, 2026

Page 2 of 8



## Practice

## MotoGP™

Lap	Lap Time	T1	T2	T3	T4	Speed
Run # 2		Front Tyre	Slick-Medium	Rear Tyre	Slick-Soft	
		New Tyre		New Tyre		
10	9'22.992	29.465	23.446	28.115	18.718	
11	<b>1'38.612</b>	29.438	22.737	28.065	18.372	297.5
12	<b>1'37.916</b>	29.246	22.544	27.871	18.255	300.8
13	<b>1'39.002</b>	29.323	22.481	28.613	18.585	297.5
14	<b>1'38.139</b>	29.211	22.675	27.899	18.354	299.1
15	<b>1'38.306</b>	29.410	22.497	28.027	18.372	299.1
16	<b>1'38.487</b>	29.450	22.432	28.248	18.357	299.1
17	<b>1'38.045</b>	29.233	22.569	27.890	18.353	299.1
18	1'55.356 P	34.434	22.941	29.866	28.115	296.7

Run #	Lap Time	T1	T2	T3	T4	Speed
Run # 3		Front Tyre	Slick-Medium	Rear Tyre	Slick-Soft	
		New Tyre		New Tyre		
19	8'32.842 *	30.979	22.974	30.472 *	19.268	
20	<b>1'38.106</b>	29.382	22.475	27.821	18.428	300.0
21	1'49.103 P	31.215	22.734	28.070	27.084	298.3

Run #	Lap Time	T1	T2	T3	T4	Speed
Run # 4		Front Tyre	Slick-Medium	Rear Tyre	Slick-Soft	
		3 Laps at start		New Tyre		
22	3'07.309	29.324	23.397	28.305	18.550	
23	<b>1'37.502</b>	29.174	22.370	27.684	18.274	300.8
24	<b>1'48.905</b>	37.010	24.956	28.387	18.552	300.0
25	1'42.135 *	29.152	22.454	31.843 *	18.686	300.0
26	<b>1'37.511</b>	29.005	22.493	27.797	18.216	300.0
27	<b>1'37.649</b>	29.091	22.496	27.788	18.274	300.8

**7th 93 Marc MARQUEZ** DUCATI SPA  
Ducati Lenovo Team

Runs=4 Total laps=21 Full laps=14 Valid laps=12

Run #	Lap Time	T1	T2	T3	T4	Speed
Run # 1		Front Tyre	Slick-Medium	Rear Tyre	Slick-Medium	
		New Tyre		New Tyre		
1	2'19.140	33.125	25.858	29.781	19.482	
2	1'40.140 *	29.843	23.209	28.149 *	18.939	292.6
3	<b>1'39.150</b>	29.492	22.996	28.229	18.433	292.6
4	<b>1'39.536</b>	29.366	23.107	28.200	18.863	295.0
5	<b>1'38.929</b>	29.372	23.028	27.974	18.555	294.2
6	<b>1'42.387</b>	29.458	24.410	29.791	18.728	294.2
7	<b>1'38.309</b>	29.393	22.797	27.744	18.375	295.0
8	1'56.092 P	33.357	24.844	29.440	28.451	295.8

Run #	Lap Time	T1	T2	T3	T4	Speed
Run # 2		Front Tyre	Slick-Medium	Rear Tyre	Slick-Medium	
		8 Laps at start		8 Laps at start		
9	12'20.242	31.250	24.176	29.018	19.021	
10	<b>1'39.215</b>	29.663	23.189	27.868	18.495	295.8
11	<b>1'37.907</b>	29.060	22.776	27.727	18.344	295.0
12	1'46.797 *	29.753	23.871	33.296 *	19.877	295.8
13	<b>1'47.344</b>	35.730	24.204	28.390	19.020	295.0
14	1'50.650 P	32.137	22.797	27.696	28.020	296.7

Run #	Lap Time	T1	T2	T3	T4	Speed
Run # 3		Front Tyre	Slick-Medium	Rear Tyre	Slick-Soft	
		New Tyre		New Tyre		
15	9'22.903	31.364	24.316	28.886	18.673	
16	<b>1'37.818</b>	29.106	22.892	27.498	18.322	294.2
17	<b>1'37.569</b>	28.938	22.705	27.709	18.217	295.8
18	1'57.308 P	31.910	25.588	31.226	28.584	296.7

Run #	Lap Time	T1	T2	T3	T4	Speed
Run # 4		Front Tyre	Slick-Medium	Rear Tyre	Slick-Soft	
		4 Laps at start		New Tyre		
19	6'25.433 *	31.485	29.208	30.198 *	18.666	

Lap	Lap Time	T1	T2	T3	T4	Speed
20	<b>2'06.732</b>	28.901	48.254	30.876	18.701	297.5
21	<b>1'37.560</b>	28.931	22.701	27.789	18.139	298.3

**8th 11 Diogo MOREIRA** HONDA BRA  
Pro Honda LCR

Runs=5 Total laps=24 Full laps=15 Valid laps=11

Run #	Lap Time	T1	T2	T3	T4	Speed
Run # 1		Front Tyre	Slick-Medium	Rear Tyre	Slick-Medium	
		New Tyre		New Tyre		
1	1'54.063 *	30.017	24.958 *	29.714	19.105	
2	<b>1'40.223</b>	29.860	23.562	28.094	18.707	296.7
3	<b>1'39.908</b>	29.698	23.258	28.256	18.696	297.5
4	<b>1'39.572</b>	29.514	23.346	28.079	18.633	297.5
5	1'40.862 *	29.535	23.212	28.592 *	19.523	297.5
6	<b>1'38.999</b>	29.390	22.983	27.930	18.696	299.1
7	1'51.844 P	31.123	24.329	28.902	27.490	296.7

Run #	Lap Time	T1	T2	T3	T4	Speed
Run # 2		Front Tyre	Slick-Medium	Rear Tyre	Slick-Medium	
		7 Laps at start		7 Laps at start		
8	8'14.091 *	33.832	24.016	27.679 *	18.783	
9	1'39.966 *	29.837	23.349	28.154 *	18.626	297.5
10	<b>1'39.632</b>	29.558	23.332	28.072	18.670	297.5
11	<b>1'39.248</b>	29.669	23.055	27.984	18.540	298.3
12	1'54.645 P	32.286	26.220	28.292 *	27.847	295.0

Run #	Lap Time	T1	T2	T3	T4	Speed
Run # 3		Front Tyre	Slick-Medium	Rear Tyre	Slick-Soft	
		New Tyre		New Tyre		
13	8'20.221	29.338	23.374	28.094	18.680	
14	<b>1'38.200</b>	29.186	22.798	27.822	18.394	297.5
15	<b>1'38.111</b>	29.180	22.623	27.892	18.416	296.7
16	1'48.027 P	30.895	23.824	26.922 *	26.386	295.0

Run #	Lap Time	T1	T2	T3	T4	Speed
Run # 4		Front Tyre	Slick-Medium	Rear Tyre	Slick-Soft	
		New Tyre		New Tyre		
17	6'23.814	29.486	23.566	28.674	18.605	
18	<b>1'40.762</b>	31.312	23.109	27.729	18.612	300.0
19	1'38.608 *	29.414	23.223	27.285 *	18.686	299.1
20	1'46.846 P	29.275	22.753	27.778	27.040	299.1

Run #	Lap Time	T1	T2	T3	T4	Speed
Run # 5		Front Tyre	Slick-Medium	Rear Tyre	Slick-Soft	
		4 Laps at start		New Tyre		
21	3'14.183	28.883	22.940	28.225	18.550	
22	<b>1'37.818</b>	29.078	22.647	27.790	18.303	300.0
23	1'40.244 *	30.360	23.323	27.829 *	18.732	296.7
24	<b>1'37.708</b>	29.128	22.639	27.641	18.300	299.1

**9th 89 Jorge MARTIN** APRILIA SPA  
Aprilia Racing

Runs=4 Total laps=24 Full laps=17 Valid laps=12

Run #	Lap Time	T1	T2	T3	T4	Speed
Run # 1		Front Tyre	Slick-Medium	Rear Tyre	Slick-Soft	
		7 Laps at start		New Tyre		
1	2'56.344 *	29.409	23.669	27.840 *	18.866	
2	<b>1'39.845</b>	29.918	22.989	28.105	18.833	295.8
3	<b>1'44.425</b>	32.097	25.205	28.148	18.975	295.0
4	<b>1'38.772</b>	29.464	22.853	27.840	18.615	299.1
5	<b>1'38.610</b>	29.454	22.643	27.949	18.564	295.0
6	1'42.595 *	29.527	23.190	30.882 *	18.996	296.7
7	1'42.733 *	29.759	22.811	28.629	21.534 *	296.7
8	1'49.620 P	30.057	22.838	29.215 *	27.510	292.6

**Fastest Lap:** Pedro ACOSTA SPA Red Bull KTM Factory Racing **1'36.827** 28.939 22.489 27.274 18.125

These data/results cannot be reproduced, stored and/or transmitted in whole or in part by any manner of electronic, mechanical, photocopying, recording, broadcasting or otherwise now known or herein after developed without the previous express consent by the copyright owner, except for reproduction in daily press and regular printed publications on sale to the public within 60 days of the event related to those data/results and always provided that copyright symbol appears together as follows below.

© MotoGP Sports Entertainment Group, 2026

Official MotoGP Timing by  TISSOT

www.motogp.com

Balatonfokajár, Friday, June 5, 2026

Page 3 of 8



## Practice

## MotoGP™

Lap	Lap Time	T1	T2	T3	T4	Speed
Run # 2	Front Tyre	Slick-Medium	Rear Tyre	Slick-Soft		
		15 Laps at start		8 Laps at start		
9	8'48.112	34.425	23.809	28.341	18.643	
10	1'38.994 *	29.652	22.920	27.904	18.518 *	297.5
11	<b>1'38.892</b>	29.636	22.687	27.967	18.602	295.8
12	<b>1'46.649</b>	33.928	22.779	31.182	18.760	296.7
13	<b>1'39.350</b>	30.244	22.726	27.873	18.507	299.1
14	<b>1'38.193</b>	29.414	22.588	27.734	18.457	297.5
15	1'50.197 P	29.384	22.594	28.884 *	29.335	297.5
Run # 3	Front Tyre	Slick-Medium	Rear Tyre	Slick-Soft		
		New Tyre		New Tyre		
16	9'45.185 *	28.454	22.981	26.703 *	18.513	
17	<b>1'38.266</b>	29.374	22.396	28.023	18.473	299.1
18	<b>1'46.377</b>	29.442	26.339	32.218	18.378	297.5
19	<b>1'37.906</b>	29.303	22.416	27.899	18.288	300.0
20	1'50.916 P	31.507	23.910	28.068	27.431	300.0
Run # 4	Front Tyre	Slick-Medium	Rear Tyre	Slick-Soft		
		5 Laps at start		New Tyre		
21	4'34.732	28.055	22.753	27.870	18.423	
22	1'38.519 *	29.195	23.831	26.742 *	18.751	300.0
23	1'40.012 *	29.249	22.516	29.289 *	18.958	299.1
24	<b>1'37.734</b>	29.222	22.588	27.522	18.402	301.6

**10th 43 Jack MILLER** YAMAHA AUS  
Prima Pramac Yamaha MotoGP  
Runs=5 Total laps=26 Full laps=17 Valid laps=15

Run #	1	Front Tyre	Slick-Soft	Rear Tyre	Slick-Medium	Speed
		5 Laps at start		5 Laps at start		
1	2'04.140 *	30.815	25.348 *	30.151	19.538	
2	1'40.603 *	30.207	23.472	28.113 *	18.811	287.2
3	<b>1'40.325</b>	29.853	23.520	28.275	18.677	288.0
4	<b>1'54.808</b>	29.651	26.537	36.672	21.948	288.7
5	<b>1'39.590</b>	29.757	23.119	28.117	18.597	291.8
6	1'56.624 P	34.751	24.370	29.761 *	27.742	290.3
Run # 2	Front Tyre	Slick-Medium	Rear Tyre	Slick-Soft		
		New Tyre		New Tyre		
7	5'34.688 *	32.404	24.163	31.942 *	21.061	
8	<b>1'39.091</b>	29.486	23.135	27.920	18.550	294.2
9	1'53.988 *	30.425	26.129	35.050 *	22.384	292.6
10	<b>1'38.763</b>	29.411	22.913	27.964	18.475	294.2
11	1'51.515 P	30.960	24.502	28.840	27.213	293.4
Run # 3	Front Tyre	Slick-Medium	Rear Tyre	Slick-Soft		
		5 Laps at start		5 Laps at start		
12	8'06.955	29.969	25.648	34.232	23.338	
13	<b>1'42.176</b>	31.318	23.208	28.487	19.163	294.2
14	<b>1'39.383</b>	29.946	22.957	27.948	18.532	293.4
15	<b>1'38.871</b>	29.421	22.967	27.953	18.530	292.6
16	<b>1'39.102</b>	29.677	23.026	27.962	18.437	292.6
17	1'51.393 P	30.620	24.158	29.073	27.542	293.4
Run # 4	Front Tyre	Slick-Medium	Rear Tyre	Slick-Soft		
		New Tyre		New Tyre		
18	5'46.057	29.934	24.118	28.805	19.188	
19	<b>1'38.356</b>	29.232	23.066	27.642	18.416	295.0
20	<b>1'43.848</b>	29.131	23.107	27.720	23.890	295.8
21	<b>1'38.290</b>	29.302	22.733	27.782	18.473	295.8

Lap	Lap Time	T1	T2	T3	T4	Speed
22	1'51.586 P	32.285	24.489	28.244 *	26.568	293.4
Run # 5	Front Tyre	Slick-Medium	Rear Tyre	Slick-Soft		
		5 Laps at start		New Tyre		
23	2'59.205	33.755	24.855	32.451	18.646	
24	<b>1'37.760</b>	29.122	22.711	27.668	18.259	295.8
25	<b>1'42.148</b>	30.964	23.197	29.496	18.491	294.2
26	<b>1'38.622</b>	29.691	22.871	27.698	18.362	295.8

**11th 20 Fabio QUARTARARO** YAMAHA FRA  
Monster Energy Yamaha MotoGP Team  
Runs=4 Total laps=27 Full laps=20 Valid laps=16

Run #	1	Front Tyre	Slick-Medium	Rear Tyre	Slick-Soft	Speed
		New Tyre		New Tyre		
1	2'54.984	31.649	24.157	29.168	19.196	
2	1'44.718 *	30.083	23.159	31.074 *	20.402	288.7
3	<b>1'40.139</b>	29.998	23.137	28.235	18.769	288.7
4	<b>1'39.796</b>	29.715	23.083	28.041	18.957	288.7
5	<b>1'39.356</b>	29.682	22.944	28.069	18.661	291.1
6	<b>1'44.311</b>	33.120	23.736	28.701	18.754	290.3
7	<b>1'39.274</b>	29.659	22.930	28.092	18.593	291.8
8	<b>1'39.160</b>	29.586	22.824	28.144	18.606	290.3
9	1'52.703 P	31.098	23.463	30.372 *	27.770	289.5
Run # 2	Front Tyre	Slick-Medium	Rear Tyre	Slick-Soft		
		9 Laps at start		9 Laps at start		
10	7'18.668	30.134	23.522	28.473	18.756	
11	1'43.775 *	29.635	27.018	28.381 *	18.741	290.3
12	<b>1'39.721</b>	29.893	22.984	28.126	18.718	290.3
13	<b>1'39.214</b>	29.685	22.904	28.029	18.596	289.5
14	<b>1'39.029</b>	29.689	22.856	27.931	18.553	289.5
15	<b>1'44.136</b>	29.560	22.889	31.028	20.659	291.1
16	<b>1'42.577</b>	32.039	23.379	28.406	18.753	291.1
17	<b>1'39.070</b>	29.593	22.821	28.051	18.605	290.3
18	1'49.009 P	29.530	24.241	28.580 *	26.658	289.5
Run # 3	Front Tyre	Slick-Medium	Rear Tyre	Slick-Soft		
		New Tyre		New Tyre		
19	8'54.481	30.666	23.500	29.472	19.813	
20	<b>1'42.520</b>	29.413	25.421	29.081	18.605	292.6
21	<b>1'42.395</b>	29.300	22.671	31.344	19.080	292.6
22	<b>1'38.307</b>	29.356	22.691	27.828	18.432	291.1
23	1'47.327 P	30.141	22.967	28.200 *	26.019	290.3
Run # 4	Front Tyre	Slick-Medium	Rear Tyre	Slick-Soft		
		5 Laps at start		New Tyre		
24	3'04.193	29.610	28.757	31.145	19.917	
25	1'40.775 *	30.137	23.606	28.446 *	18.586	292.6
26	<b>1'37.871</b>	29.330	22.579	27.615	18.347	291.1
27	1'38.751 *	29.168	22.694	27.830	19.059 *	292.6

**12th 7 Toprak RAZGATLIOGLU** YAMAHA TUR  
Prima Pramac Yamaha MotoGP  
Runs=4 Total laps=23 Full laps=16 Valid laps=9

Run #	1	Front Tyre	Slick-Medium	Rear Tyre	Slick-Soft	Speed
		New Tyre		New Tyre		
1	1'56.715 *	30.995	24.026 *	28.861	19.405	
2	1'41.014 *	31.292	23.400	28.000	18.322 *	292.6
3	<b>1'40.065</b>	29.969	23.393	27.948	18.755	291.1
4	1'45.221 *	32.873	24.018	29.688	18.642 *	288.7

**Fastest Lap:** Pedro ACOSTA SPA Red Bull KTM Factory Racing **1'36.827** 28.939 22.489 27.274 18.125

These data/results cannot be reproduced, stored and/or transmitted in whole or in part by any manner of electronic, mechanical, photocopying, recording, broadcasting or otherwise now known or herein after developed without the previous express consent by the copyright owner, except for reproduction in daily press and regular printed publications on sale to the public within 60 days of the event related to those data/results and always provided that copyright symbol appears together as follows below.

© MotoGP Sports Entertainment Group, 2026

Official MotoGP Timing by TISSOT

www.motogp.com

Balatonfokajár, Friday, June 5, 2026

Page 4 of 8



## Practice

Lap	Lap Time	T1	T2	T3	T4	Speed
5	1'39.953 *	29.534	23.038	27.830	19.551 *	292.6
6	<b>1'38.891</b>	29.579	22.960	27.816	18.536	291.1
7	1'53.892 P	30.722	26.346	29.689 *	27.135	291.1
Run #	2	Front Tyre	Slick-Medium	Rear Tyre	Slick-Medium	New Tyre
7 Laps at start						
8	6'56.227	31.106	24.425	29.161	19.054	
9	<b>1'40.630</b>	30.119	23.728	28.065	18.718	286.4
10	<b>1'39.360</b>	29.746	22.970	28.031	18.613	290.3
11	1'44.249 *	29.643	23.004	30.075 *	21.527	291.1
12	1'40.366 *	29.683	22.983	28.542	19.158 *	292.6
13	<b>1'38.751</b>	29.541	22.826	27.857	18.527	291.8
14	1'52.524 P	33.020	24.285	28.190	27.029	289.5
Run #	3	Front Tyre	Slick-Medium	Rear Tyre	Slick-Soft	New Tyre
5 Laps at start						
15	14'41.459	34.842	27.757	31.388	20.847	
16	<b>1'44.555</b>	29.551	27.157	28.962	18.885	290.3
17	<b>1'38.459</b>	29.448	22.818	27.691	18.502	291.8
18	1'47.425 *	33.983	23.064	29.944 *	20.434	289.5
19	1'50.562 P	30.336	23.246	30.549 *	26.431	292.6
Run #	4	Front Tyre	Slick-Medium	Rear Tyre	Slick-Soft	New Tyre
6 Laps at start						
20	5'06.882 *	28.861	23.246	29.327 *	18.666	
21	1'42.909 *	29.348	25.652	29.346 *	18.563	293.4
22	<b>1'37.986</b>	29.338	22.794	27.379	18.475	293.4
23	<b>1'37.925</b>	29.209	22.712	27.542	18.462	291.8

**13th** **10** **Luca MARINI** HONDA ITA  
Honda HRC Castrol  
Runs=5 Total laps=25 Full laps=16 Valid laps=13

Run #	1	Front Tyre	Slick-Medium	Rear Tyre	Slick-Soft	New Tyre
6 Laps at start						
1	1'49.945 *	29.347	24.163 *	28.900	19.089	
2	<b>1'40.529</b>	30.067	23.306	28.479	18.677	297.5
3	1'38.518 *	29.611	23.108	27.193 *	18.606	295.0
4	<b>1'39.340</b>	29.600	23.096	28.030	18.614	295.0
5	<b>1'38.752</b>	29.474	22.945	27.825	18.508	295.8
6	1'51.460 P	31.806	24.127	28.350 *	27.177	295.8
Run #	2	Front Tyre	Slick-Medium	Rear Tyre	Slick-Soft	New Tyre
6 Laps at start						
7	6'10.714	29.180	23.474	28.322	18.602	
8	<b>1'39.168</b>	29.631	23.061	27.959	18.517	295.8
9	<b>1'38.598</b>	29.485	22.829	27.840	18.444	296.7
10	<b>1'38.532</b>	29.366	22.912	27.864	18.390	295.0
11	1'54.868 P	33.661	24.536	28.915 *	27.756	295.8
Run #	3	Front Tyre	Slick-Medium	Rear Tyre	Slick-Soft	New Tyre
11 Laps at start						
12	11'13.351 *	30.400	26.991 *	28.270 *	18.787	
13	<b>1'39.976</b>	29.614	22.917	28.778	18.667	295.0
14	<b>1'38.650</b>	29.442	22.902	27.862	18.444	296.7
15	<b>1'38.697</b>	29.479	22.810	27.886	18.522	295.8
16	1'52.023 P	31.450	24.173	28.614 *	27.786	295.0
Run #	4	Front Tyre	Slick-Medium	Rear Tyre	Slick-Soft	New Tyre
6 Laps at start						
17	5'35.891	30.631	27.883	28.302	18.443	
18	1'37.835 *	29.459	22.801	26.863 *	18.712	296.7

Lap	Lap Time	T1	T2	T3	T4	Speed
19	<b>1'38.183</b>	29.313	22.826	27.649	18.395	295.8
20	1'53.547 P	35.152	23.444	28.156 *	26.795	295.8
Run #	5	Front Tyre	Slick-Medium	Rear Tyre	Slick-Soft	New Tyre
4 Laps at start						
21	2'45.323	28.896	23.065	27.845	18.378	
22	<b>1'37.949</b>	29.230	22.862	27.535	18.322	297.5
23	1'38.582 *	29.290	22.635	27.740 *	18.917	296.7
24	<b>1'38.005</b>	29.239	22.746	27.632	18.388	296.7
25	<b>1'37.983</b>	29.180	22.790	27.647	18.366	298.3

**14th** **63** **Francesco BAGNAIA** DUCATI ITA  
Ducati Lenovo Team  
Runs=4 Total laps=22 Full laps=15 Valid laps=9

Run #	1	Front Tyre	Slick-Medium	Rear Tyre	Slick-Medium	New Tyre
6 Laps at start						
1	1'53.459 *	30.430	24.902 *	29.432	19.048	
2	1'40.296 *	30.161 *	23.319	28.150	18.666	295.8
3	<b>1'39.987</b>	29.913	23.214	28.003	18.857	298.3
4	<b>1'42.261</b>	29.847	23.194	30.492	18.728	298.3
5	<b>1'41.564</b>	31.278	23.540	28.234	18.512	299.1
6	1'50.357 P	29.913	22.930	30.932 *	26.582	297.5
Run #	2	Front Tyre	Slick-Medium	Rear Tyre	Slick-Medium	New Tyre
6 Laps at start						
7	13'25.771	29.231	23.494	28.323	18.665	
8	<b>1'39.266</b>	29.690	23.059	27.988	18.529	296.7
9	1'38.960 *	29.555	22.869	27.890 *	18.646	295.8
10	<b>1'38.738</b>	29.513	22.766	27.967	18.492	296.7
11	<b>1'41.064</b>	30.942	23.376	28.307	18.439	296.7
12	1'38.958 *	29.993	22.817	28.007 *	18.141 *	298.3
13	<b>1'38.662</b>	29.466	22.750	27.930	18.516	296.7
14	1'50.710 P	29.490	22.617	31.085 *	27.518	297.5
Run #	3	Front Tyre	Slick-Medium	Rear Tyre	Slick-Soft	New Tyre
3 Laps at start						
15	10'42.479	29.506	23.157	28.131	18.619	
16	1'38.277 *	29.452 *	22.787	27.721	18.317	297.5
17	1'52.436 P	29.395	25.668	30.006 *	27.367	297.5
Run #	4	Front Tyre	Slick-Medium	Rear Tyre	Slick-Soft	New Tyre
3 Laps at start						
18	4'25.863 *	30.159	23.259	28.534 *	18.608	
19	<b>1'37.986</b>	29.222	22.581	27.601	18.582	296.7
20	1'38.850 *	29.235	22.655	27.759	19.201 *	296.7
21	<b>1'44.198</b>	32.881	24.127	28.520	18.670	284.9
22	2'00.963 *	29.286	32.976	39.063 *	19.638	298.3

**15th** **23** **Enea BASTIANINI** KTM ITA  
Red Bull KTM Tech3  
Runs=4 Total laps=25 Full laps=18 Valid laps=13

Run #	1	Front Tyre	Slick-Medium	Rear Tyre	Slick-Soft	New Tyre
6 Laps at start						
1	1'55.926 *	30.450	24.768 *	29.354 *	18.893	
2	<b>1'39.792</b>	29.942	23.166	28.069	18.615	297.5
3	<b>1'39.268</b>	29.515	23.081	28.049	18.623	299.1
4	1'42.016 *	29.451	23.039	30.453 *	19.073	300.0
5	1'42.757 *	29.679	22.964	31.133 *	18.981	299.1
6	1'44.109 *	29.615	22.895	31.324 *	20.275	298.3
7	<b>1'38.832</b>	29.568	22.861	27.860	18.543	298.3

**Fastest Lap:** Pedro ACOSTA SPA Red Bull KTM Factory Racing **1'36.827** 28.939 22.489 27.274 18.125

These data/results cannot be reproduced, stored and/or transmitted in whole or in part by any manner of electronic, mechanical, photocopying, recording, broadcasting or otherwise now known or herein after developed without the previous express consent by the copyright owner, except for reproduction in daily press and regular printed publications on sale to the public within 60 days of the event related to those data/results and always provided that copyright symbol appears together as follows below.

© MotoGP Sports Entertainment Group, 2026

Official MotoGP Timing by **TISSOT**

www.motogp.com

Balatonfokajár, Friday, June 5, 2026

Page 5 of 8

## Practice

## MotoGP™

Lap	Lap Time	T1	T2	T3	T4	Speed
8	1'50.582 P	31.375	23.613	28.874	26.720	297.5
Run #	2	Front Tyre	Slick-Medium	Rear Tyre	Slick-Soft	
		8 Laps at start		8 Laps at start		
9	9'48.579	31.968	23.369	32.460	18.674	
10	<b>1'39.175</b>	29.807	22.839	28.094	18.435	299.1
11	<b>1'41.749</b>	31.377	23.269	28.573	18.530	299.1
12	1'42.509 *	29.815	22.672	31.277 *	18.745	298.3
13	<b>1'41.190</b>	31.304	23.150	27.961	18.775	298.3
14	<b>1'38.696</b>	29.464	22.854	27.963	18.415	300.0
15	1'55.413 P	34.602	24.890	28.242	27.679	300.0
Run #	3	Front Tyre	Slick-Medium	Rear Tyre	Slick-Soft	
		New Tyre		New Tyre		
16	10'09.655	30.053	23.602	30.890	19.877	
17	<b>1'38.309</b>	29.361	22.622	27.909	18.417	300.8
18	<b>1'39.200</b>	29.398	22.441	27.959	19.402	299.1
19	<b>1'38.448</b>	29.395	22.641	28.025	18.387	299.1
20	1'48.215 P	31.091	23.021	27.650 *	26.453	298.3
Run #	4	Front Tyre	Slick-Medium	Rear Tyre	Slick-Soft	
		New Tyre		New Tyre		
21	3'40.815	28.811	23.196	28.838	18.468	
22	1'38.510 *	29.268	22.462	27.970 *	18.810	300.0
23	<b>1'38.003</b>	29.049	22.635	28.006	18.313	300.0
24	<b>1'41.630</b>	29.351	25.341	28.243	18.695	302.5
25	<b>1'38.151</b>	29.238	22.671	27.801	18.441	300.0

**16th 36** **Joan MIR** HONDA SPA  
Honda HRC Castrol

Runs=5 Total laps=23 Full laps=14 Valid laps=10

Run #	1	Front Tyre	Slick-Medium	Rear Tyre	Slick-Soft	
		New Tyre		New Tyre		
1	2'06.114	30.573	24.358	28.718	18.870	
2	1'40.191 *	29.589	23.723	28.206 *	18.673	295.8
3	<b>1'39.571</b>	29.499	23.148	28.331	18.593	295.0
4	<b>1'41.136</b>	30.436	23.617	28.110	18.973	292.6
5	<b>1'39.173</b>	29.346	23.180	28.037	18.610	296.7
6	<b>1'42.839</b>	29.690	25.450	29.018	18.681	297.5
7	1'41.243 *	29.634	22.938	29.598 *	19.073	295.0
8	<b>1'39.026</b>	29.563	23.011	27.879	18.573	295.8
9	<b>1'39.113</b>	29.463	23.146	27.940	18.564	295.0
10	1'54.508 P	31.971	24.786	29.247	28.504	297.5
Run #	2	Front Tyre	Slick-Medium	Rear Tyre	Slick-Soft	
		10 Laps at start		10 Laps at start		
11	12'59.293 *	31.922	23.653	30.522 *	19.169	
12	<b>1'39.007</b>	29.351	23.022	27.989	18.645	296.7
13	<b>1'38.620</b>	29.306	22.820	27.921	18.573	295.0
14	<b>1'39.295</b>	29.607	23.036	27.943	18.709	295.8
15	1'51.091 P	30.377	23.508	28.672	28.534	295.8
Run #	3	Front Tyre	Slick-Medium	Rear Tyre	Slick-Soft	
		New Tyre		New Tyre		
16	9'29.388 *	31.222	23.372	30.765 *	18.987	
17	1'55.432 P	33.544	25.419	29.174 *	27.295	297.5
Run #	4	Front Tyre	Slick-Medium	Rear Tyre	Slick-Soft	
		2 Laps at start		2 Laps at start		
18	3'55.987	28.902	23.172	27.959	18.542	
19	1'53.746 P	29.135	27.307	30.134 *	27.170	295.8

**Fastest Lap:** Pedro ACOSTA SPA Red Bull KTM Factory Racing **1'36.827** 28.939 22.489 27.274 18.125

These data/results cannot be reproduced, stored and/or transmitted in whole or in part by any manner of electronic, mechanical, photocopying, recording, broadcasting or otherwise now known or herein after developed without the previous express consent by the copyright owner, except for reproduction in daily press and regular printed publications on sale to the public within 60 days of the event related to those data/results and always provided that copyright symbol appears together as follows below.

© MotoGP Sports Entertainment Group, 2026

Official MotoGP Timing by **TISSOT**

www.motogp.com

Balatonfokajár, Friday, June 5, 2026

Page 6 of 8

Lap	Lap Time	T1	T2	T3	T4	Speed
Run #	5	Front Tyre	Slick-Medium	Rear Tyre	Slick-Soft	
		New Tyre		New Tyre		
20	2'11.715	28.875	23.196	28.202	18.337	
21	1'39.037 *	29.124	22.827	28.547 *	18.539	297.5
22	<b>1'38.024</b>	29.163	22.799	27.741	18.321	297.5
23	1'44.767 *	29.328	24.685	31.970 *	18.784	297.5

**17th 27** **Iker LECUONA** DUCATI SPA  
BK8 Gresini Racing MotoGP

Runs=4 Total laps=27 Full laps=20 Valid laps=16

Run #	1	Front Tyre	Slick-Medium	Rear Tyre	Slick-Medium	
		8 Laps at start		New Tyre		
1	2'00.134 *	32.238	24.965 *	30.596	19.544	
2	<b>1'43.273</b>	30.892	24.032	29.305	19.044	291.8
3	1'41.389 *	30.301 *	23.667	28.606	18.815	293.4
4	1'40.983 *	29.782	23.316	28.941 *	18.944	294.2
5	<b>1'40.186</b>	29.846	23.306	28.317	18.717	292.6
6	<b>1'39.880</b>	29.742	23.084	28.309	18.745	294.2
7	<b>1'40.091</b>	29.706	22.981	28.634	18.770	295.8
8	<b>1'41.113</b>	30.942	23.218	28.180	18.773	294.2
9	<b>1'39.732</b>	29.869	23.055	28.194	18.614	294.2
10	1'47.692 P	29.597	23.042	28.198	26.855	294.2

Run #	2	Front Tyre	Slick-Medium	Rear Tyre	Slick-Soft	
		New Tyre		New Tyre		
11	9'40.978 *	30.879	23.848	31.686 *	18.905	
12	<b>1'39.542</b>	29.808	23.011	28.100	18.623	295.0
13	<b>1'39.031</b>	29.564	22.924	28.007	18.536	295.0
14	<b>1'43.832</b>	31.830	24.904	28.356	18.742	295.8
15	<b>1'39.081</b>	29.519	22.989	27.912	18.661	295.8
16	<b>1'38.929</b>	29.605	22.779	28.030	18.515	294.2
17	<b>1'38.543</b>	29.339	22.806	27.875	18.523	295.8
18	1'48.921 P	29.346	22.921	27.885	28.769	295.8

Run #	3	Front Tyre	Slick-Medium	Rear Tyre	Slick-Soft	
		New Tyre		New Tyre		
19	7'39.680	35.208	23.718	28.883	19.014	
20	1'38.118 *	29.271 *	22.896	27.605	18.346	297.5
21	<b>1'38.129</b>	29.406	22.751	27.559	18.413	296.7
22	1'48.657 P	30.889	22.998	28.015 *	26.755	295.0

Run #	4	Front Tyre	Slick-Medium	Rear Tyre	Slick-Soft	
		4 Laps at start		New Tyre		
23	3'27.193	34.008	23.391	28.338	18.465	
24	<b>1'38.252</b>	29.427	22.872	27.624	18.329	299.1
25	1'40.655 *	29.201	22.673	29.834 *	18.947	295.8
26	<b>1'38.049</b>	29.198	22.795	27.699	18.357	298.3
27	<b>1'46.795</b>	32.347	23.442	32.192	18.814	298.3

**18th 33** **Brad BINDER** KTM RSA  
Red Bull KTM Factory Racing

Runs=4 Total laps=21 Full laps=14 Valid laps=12

Run #	1	Front Tyre	Slick-Medium	Rear Tyre	Slick-Medium	
		New Tyre		New Tyre		
1	2'03.395 *	31.032	25.191 *	29.866	19.392	
2	<b>1'45.725</b>	33.366	23.772	28.699	19.888	295.0
3	<b>1'41.311</b>	30.078	23.563	28.501	19.169	299.1
4	<b>1'48.141</b>	31.597	23.399	31.559	21.586	295.0
5	<b>1'44.017</b>	33.293	23.204	28.689	18.831	296.7

## Practice

MotoGP™

Lap	Lap Time	T1	T2	T3	T4	Speed
6	<b>1'39.931</b>	29.572	23.220	28.471	18.668	295.8
7	<b>1'39.937</b>	29.651	23.098	28.517	18.671	297.5
8	1'52.505 P	31.548	24.400	29.018	27.539	295.8
Run #	2	Front Tyre	Slick-Medium	Rear Tyre	Slick-Soft	
			New Tyre	New Tyre		
9	10'14.296	32.074	24.329	30.501	18.871	
10	1'38.960 *	29.831	22.889	27.821 *	18.419	298.3
11	<b>1'38.650</b>	29.488	22.858	27.996	18.308	297.5
12	<b>1'38.579</b>	29.315	22.876	27.971	18.417	299.1
13	<b>1'38.758</b>	29.413	22.792	27.997	18.556	296.7
14	<b>1'38.570</b>	29.291	22.805	28.013	18.461	296.7
15	<b>1'38.942</b>	29.360	22.972	28.040	18.570	296.7
16	1'52.173 P	30.841	23.718	29.428	28.186	297.5
Run #	3	Front Tyre	Slick-Medium	Rear Tyre	Slick-Soft	
			New Tyre	New Tyre		
17	8'40.965	28.946	23.308	28.470	18.436	
18	1'38.382 *	29.233	22.739	27.959	18.451 *	301.6
19	<b>1'38.065</b>	29.318	22.560	27.764	18.423	298.3
20	1'51.065 P	31.530	23.775	28.704 *	27.056	299.1
Run #	4	Front Tyre	Slick-Medium	Rear Tyre	Slick-Soft	
			4 Laps at start	New Tyre		
21	6'09.794	31.699	23.640	28.335	18.454	
	unfinished	29.006	22.507			298.3

**19th 12** **Maverick VIÑALES** KTM SPA  
Red Bull KTM Tech3

Runs=4 Total laps=25 Full laps=18 Valid laps=12

Run #	1	Front Tyre	Slick-Medium	Rear Tyre	Slick-Medium	
			New Tyre	New Tyre		
1	1'49.807 *	32.353	24.952 *	30.686 *	19.320	
2	1'42.849 *	30.963	23.820	29.134 *	18.932	292.6
3	1'45.038 *	30.151 *	27.423	28.660	18.804 *	294.2
4	1'40.969 *	29.970	23.058	29.279 *	18.662	294.2
5	1'40.176 *	29.914	23.247	28.332	18.683 *	296.7
6	<b>1'40.085</b>	29.826	23.059	28.332	18.868	297.5
7	<b>1'39.689</b>	29.976	22.990	28.128	18.595	295.0
8	<b>1'39.451</b>	29.688	23.031	28.107	18.625	294.2
9	<b>1'39.144</b>	29.594	22.975	27.997	18.578	295.0
10	<b>1'42.159</b>	31.671	23.566	28.280	18.642	295.8
11	<b>1'39.341</b>	29.864	22.896	28.021	18.560	296.7
12	<b>1'39.274</b>	29.650	23.079	28.003	18.542	295.0
13	1'51.817 P	29.812	24.307	29.874 *	27.824	299.1
Run #	2	Front Tyre	Slick-Medium	Rear Tyre	Slick-Soft	
			New Tyre	New Tyre		
14	9'28.574	29.070	23.439	28.456	18.533	
15	1'38.574 *	29.462	22.767	27.865	18.480 *	298.3
16	<b>1'39.882</b>	30.862	22.665	27.908	18.447	295.8
17	1'48.625 P	29.444	22.717	27.855	28.609	296.7
Run #	3	Front Tyre	Slick-Medium	Rear Tyre	Slick-Soft	
			4 Laps at start	New Tyre		
18	5'11.903	29.250	23.215	28.286	18.297	
19	<b>1'38.148</b>	29.356	22.760	27.774	18.258	297.5
20	<b>1'38.339</b>	29.396	22.806	27.779	18.358	298.3
21	2'00.229 P	33.667	24.997 *	33.670	27.895	296.7

Lap	Lap Time	T1	T2	T3	T4	Speed
Run #	4	Front Tyre	Slick-Medium	Rear Tyre	Slick-Soft	
			New Tyre	New Tyre		
22	7'57.158	28.882	23.164	28.100	18.326	
23	<b>1'38.109</b>	29.445	22.720	27.716	18.228	297.5
24	1'40.016 *	29.312	22.679	29.509 *	18.516	296.7
25	<b>1'40.831</b>	31.534	23.074	27.844	18.379	298.3

**20th 21** **Franco MORBIDELLI** DUCATI ITA  
Pertamina Enduro VR46 Racing Team

Runs=5 Total laps=23 Full laps=14 Valid laps=11

Run #	1	Front Tyre	Slick-Medium	Rear Tyre	Slick-Medium	
			New Tyre	New Tyre		
1	2'20.013	32.663	25.879	29.836	19.347	
2	1'40.556 *	30.129	23.449	27.946 *	19.032	292.6
3	<b>1'40.514</b>	29.624	23.237	28.801	18.852	293.4
4	<b>1'39.921</b>	29.625	23.147	28.512	18.637	291.1
5	1'40.929 *	30.064	23.449	28.697 *	18.719	292.6
6	<b>1'40.032</b>	29.783	23.345	28.277	18.627	293.4
7	<b>1'39.548</b>	29.651	23.154	28.260	18.483	292.6
8	1'55.369 P	31.714	24.920	30.629	28.106	293.4
Run #	2	Front Tyre	Slick-Medium	Rear Tyre	Slick-Medium	
			8 Laps at start	8 Laps at start		
9	7'06.400	32.867	25.420	29.568	19.465	
10	1'41.560 *	30.080	23.525	29.041 *	18.914	290.3
11	<b>1'40.022</b>	29.715	23.207	28.390	18.710	294.2
12	<b>1'39.350</b>	29.593	23.064	28.127	18.566	293.4
13	<b>1'39.552</b>	29.608	22.938	28.380	18.626	294.2
14	1'58.528 P	31.616	27.057	31.578	28.277	293.4
Run #	3	Front Tyre	Slick-Medium	Rear Tyre	Slick-Soft	
			New Tyre	New Tyre		
15	9'00.283 *	30.757	23.753	28.334	18.742 *	
16	<b>1'38.606</b>	29.336	23.041	27.866	18.363	294.2
17	<b>1'39.392</b>	29.402	22.972	27.844	19.174	293.4
18	2'06.034 P	35.030	30.947	31.039	29.018	177.9
Run #	4	Front Tyre	Slick-Medium	Rear Tyre	Slick-Soft	
			New Tyre	New Tyre		
19	7'32.276	32.732	23.807	28.385	18.573	
20	<b>1'38.672</b>	29.480	22.819	27.859	18.514	296.7
21	1'53.502 P	30.548	25.381	29.286	28.287	295.8
Run #	5	Front Tyre	Slick-Medium	Rear Tyre	Slick-Soft	
			3 Laps at start	New Tyre		
22	2'56.022	32.166	23.266	28.447	18.841	
23	<b>1'38.336</b>	29.200	22.916	27.789	18.431	295.8

**21st 42** **Alex RINS** YAMAHA SPA  
Monster Energy Yamaha MotoGP Team

Runs=4 Total laps=23 Full laps=16 Valid laps=7

Run #	1	Front Tyre	Slick-Medium	Rear Tyre	Slick-Soft	
			New Tyre	New Tyre		
1	1'50.460 *	30.949	24.762 *	29.345	19.082	
2	1'41.538 *	30.671	23.692	28.295	18.880 *	289.5
3	<b>1'39.918</b>	29.925	23.163	28.130	18.700	290.3
4	1'44.416 *	33.496	23.428	28.734 *	18.758	291.8
5	<b>1'39.990</b>	29.786	23.212	28.213	18.779	292.6
6	1'46.047 *	32.853	25.076	28.251 *	19.867	289.5
7	1'53.123 P	29.745	22.904	32.831 *	27.643	291.1

**Fastest Lap:** Pedro ACOSTA SPA Red Bull KTM Factory Racing **1'36.827** 28.939 22.489 27.274 18.125

These data/results cannot be reproduced, stored and/or transmitted in whole or in part by any manner of electronic, mechanical, photocopying, recording, broadcasting or otherwise now known or herein after developed without the previous express consent by the copyright owner, except for reproduction in daily press and regular printed publications on sale to the public within 60 days of the event related to those data/results and always provided that copyright symbol appears together as follows below.

© MotoGP Sports Entertainment Group, 2026

Official MotoGP Timing by TISSOT

www.motogp.com

Balatonfokajár, Friday, June 5, 2026

Page 7 of 8



Lap	Lap Time	T1	T2	T3	T4	Speed	Lap	Lap Time	T1	T2	T3	T4	Speed
Run #	2	Front Tyre	Slick-Medium	Rear Tyre	Slick-Soft		Run #	5	Front Tyre	Slick-Medium	Rear Tyre	Slick-Soft	
		7 Laps at start			7 Laps at start					3 Laps at start			New Tyre
8	0'44.738 *	30.612	23.441	27.482 *	18.925		21	4'47.349	28.991	23.548	28.343	18.768	
9	<b>1'39.586</b>	29.820	23.102	28.040	18.624	292.6	22	1'40.356 *	29.479	23.206	28.224	19.447 *	295.8
10	1'42.297 *	29.698	26.156	27.790 *	18.653	294.2	23	<b>1'46.545</b>	34.647	24.121	28.907	18.870	297.5
11	1'42.626 *	29.730	22.804	31.193 *	18.899	292.6	24	<b>1'39.883</b>	29.610	23.186	28.283	18.804	296.7
12	<b>1'39.518</b>	29.780	23.042	28.157	18.539	291.1							
13	1'41.263 *	31.848	22.958	27.897 *	18.560	291.1							
14	<b>1'39.029</b>	29.565	22.810	28.008	18.646	294.2							
15	1'52.276 P	32.542	24.804	27.593 *	27.337	291.8							
Run #	3	Front Tyre	Slick-Medium	Rear Tyre	Slick-Soft								
		New Tyre			New Tyre								
16	13'03.291	30.793	28.052	28.803	18.599								
17	1'37.353 *	29.472	22.865	26.737 *	18.279 *	293.4							
18	<b>1'38.916</b>	29.498	22.919	27.972	18.527	294.2							
19	1'52.538 P	33.128	24.539	28.110 *	26.761	291.8							
Run #	4	Front Tyre	Slick-Medium	Rear Tyre	Slick-Soft								
		4 Laps at start			New Tyre								
20	3'13.331 *	33.097	23.305	27.632 *	18.567								
21	1'37.947 *	29.403	22.745	27.868	17.931 *	295.8							
22	1'40.070 *	30.029	23.436	27.801 *	18.804	294.2							
23	<b>1'38.673</b>	29.412	22.920	27.819	18.522	295.0							

**22nd** **35** Cal CRUTCHLOW HONDA GBR  
Castrol Honda LCR

Runs=5 Total laps=24 Full laps=15 Valid laps=13

Run #	1	Front Tyre	Slick-Medium	Rear Tyre	Slick-Soft	
		New Tyre			New Tyre	
1	2'04.924 *	31.603	26.493 *	29.456 *	19.564	
2	<b>1'43.505</b>	30.333	24.248	29.316	19.608	295.0
3	<b>1'45.512</b>	31.442	25.536	29.340	19.194	293.4
4	<b>1'41.720</b>	29.876	23.893	28.932	19.019	295.0
5	<b>1'50.406</b>	37.699	24.755	28.961	18.991	295.0
6	1'57.275 P	33.975	24.990	29.580 *	28.730	294.2
Run #	2	Front Tyre	Slick-Medium	Rear Tyre	Slick-Medium	
		6 Laps at start			New Tyre	
7	6'18.521	30.697	25.195	29.359	19.262	
8	<b>1'45.901</b>	33.377	24.381	29.141	19.002	292.6
9	<b>1'41.182</b>	29.936	23.682	28.566	18.998	295.0
10	1'44.972 *	33.670	23.711	28.441	19.150 *	295.0
11	<b>1'40.994</b>	29.958	23.577	28.561	18.898	293.4
12	1'52.561 P	30.054	23.712	29.375	29.420	295.8
Run #	3	Front Tyre	Slick-Medium	Rear Tyre	Slick-Soft	
		12 Laps at start			6 Laps at start	
13	8'05.578	30.133	24.299	29.535	19.165	
14	<b>1'40.483</b>	29.822	23.456	28.289	18.916	294.2
15	<b>1'40.242</b>	29.868	23.399	28.321	18.654	295.0
16	<b>1'40.352</b>	29.894	23.395	28.372	18.691	296.7
17	1'59.758 P	33.134	24.725	32.711 *	29.188	295.8
Run #	4	Front Tyre	Slick-Medium	Rear Tyre	Slick-Soft	
		New Tyre			New Tyre	
18	5'50.003	31.851	26.906	29.840	18.895	
19	<b>1'39.734</b>	29.688	23.337	28.082	18.627	295.8
20	1'53.802 P	32.145	24.137	29.473 *	28.047	295.8

**Fastest Lap:** Pedro ACOSTA SPA Red Bull KTM Factory Racing **1'36.827** 28.939 22.489 27.274 18.125

These data/results cannot be reproduced, stored and/or transmitted in whole or in part by any manner of electronic, mechanical, photocopying, recording, broadcasting or otherwise now known or herein after developed without the previous express consent by the copyright owner, except for reproduction in daily press and regular printed publications on sale to the public within 60 days of the event related to those data/results and always provided that copyright symbol appears together as follows below.

© MotoGP Sports Entertainment Group, 2026

Official MotoGP Timing by  TISSOT

www.motogp.com

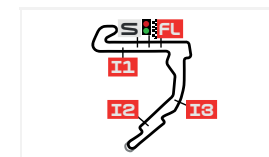
Balatonfokajár, Friday, June 5, 2026

Page 8 of 8

# BEST PARTIAL TIMES

## GRAND PRIX OF HUNGARY

### PRACTICE



Balaton Park Circuit 4075 m.

*IT* Ideal Lap Time, sum of the best partial times

*BT* Best Lap Time

Pos	T1		T2		T3		T4		Pos	Rider	IT	BT	
	Rider	Time	Rider	Time	Rider	Time	Rider	Time					
1	M.MARQUEZ	28.901	M.BEZZECCHI	22.370	P.ACOSTA	27.274	R.FERNANDEZ	18.095	1	P.ACOSTA	1'36.827	1'36.827	(1)
2	<b>P.ACOSTA</b>	<b>28.939</b>	<b>J.MARTIN</b>	<b>22.396</b>	<b>T.RAZGATLIOG</b>	<b>27.379</b>	<b>P.ACOSTA</b>	<b>18.125</b>	2	M.MARQUEZ	1'37.239	1'37.560	(7)
3	F.DI GIANNANT	29.003	E.BASTIANINI	22.441	F.ALDEGUER	27.403	M.MARQUEZ	18.139	3	F.DI GIANNANTONI	1'37.240	1'37.240	(2)
4	<b>M.BEZZECCHI</b>	<b>29.005</b>	<b>R.FERNANDEZ</b>	<b>22.468</b>	<b>F.DI GIANNANT</b>	<b>27.441</b>	<b>M.BEZZECCHI</b>	<b>18.216</b>	4	M.BEZZECCHI	1'37.275	1'37.502	(6)
5	B.BINDER	29.006	P.ACOSTA	22.489	M.MARQUEZ	27.498	M.VIÑALES	18.228	5	R.FERNANDEZ	1'37.328	1'37.328	(3)
6	<b>E.BASTIANINI</b>	<b>29.049</b>	<b>B.BINDER</b>	<b>22.507</b>	<b>J.MARTIN</b>	<b>27.522</b>	<b>F.DI GIANNANT</b>	<b>18.254</b>	6	F.ALDEGUER	1'37.359	1'37.440	(4)
7	D.MOREIRA	29.078	F.ALDEGUER	22.527	L.MARINI	27.535	J.MILLER	18.259	7	J.MARTIN	1'37.401	1'37.734	(9)
8	<b>R.FERNANDEZ</b>	<b>29.095</b>	<b>F.DI GIANNANT</b>	<b>22.542</b>	<b>A.OGURA</b>	<b>27.542</b>	<b>A.OGURA</b>	<b>18.265</b>	8	A.OGURA	1'37.481	1'37.481	(5)
9	A.OGURA	29.115	A.OGURA	22.559	I.LECUONA	27.559	J.MARTIN	18.288	9	B.BINDER	1'37.585	1'38.065	(18)
10	<b>J.MILLER</b>	<b>29.122</b>	<b>F.QUARTARAR</b>	<b>22.579</b>	<b>F.BAGNAIA</b>	<b>27.601</b>	<b>D.MOREIRA</b>	<b>18.300</b>	10	E.BASTIANINI	1'37.604	1'38.003	(15)
11	J.MIR	29.124	F.BAGNAIA	22.581	F.QUARTARARO	27.615	F.ALDEGUER	18.305	11	D.MOREIRA	1'37.642	1'37.708	(8)
12	<b>F.ALDEGUER</b>	<b>29.124</b>	<b>D.MOREIRA</b>	<b>22.623</b>	<b>D.MOREIRA</b>	<b>27.641</b>	<b>B.BINDER</b>	<b>18.308</b>	12	L.MARINI	1'37.672	1'37.949	(13)
13	F.QUARTARARO	29.168	L.MARINI	22.635	J.MILLER	27.642	E.BASTIANINI	18.313	13	F.QUARTARARO	1'37.709	1'37.871	(11)
14	<b>L.MARINI</b>	<b>29.180</b>	<b>M.VIÑALES</b>	<b>22.665</b>	<b>R.FERNANDEZ</b>	<b>27.670</b>	<b>F.BAGNAIA</b>	<b>18.317</b>	14	F.BAGNAIA	1'37.721	1'37.986	(14)
15	J.MARTIN	29.195	I.LECUONA	22.673	M.BEZZECCHI	27.684	J.MIR	18.321	15	J.MILLER	1'37.734	1'37.760	(10)
16	<b>I.LECUONA</b>	<b>29.198</b>	<b>M.MARQUEZ</b>	<b>22.701</b>	<b>M.VIÑALES</b>	<b>27.716</b>	<b>L.MARINI</b>	<b>18.322</b>	16	I.LECUONA	1'37.759	1'38.049	(17)
17	F.MORBIDELLI	29.200	J.MILLER	22.711	J.MIR	27.741	I.LECUONA	18.329	17	T.RAZGATLIOGLU	1'37.762	1'37.925	(12)
18	<b>T.RAZGATLIOG</b>	<b>29.209</b>	<b>T.RAZGATLIOG</b>	<b>22.712</b>	<b>B.BINDER</b>	<b>27.764</b>	<b>F.QUARTARAR</b>	<b>18.347</b>	18	M.VIÑALES	1'37.921	1'38.109	(19)
19	F.BAGNAIA	29.222	A.RINS	22.745	F.MORBIDELLI	27.789	F.MORBIDELLI	18.363	19	J.MIR	1'37.985	1'38.024	(16)
20	<b>M.VIÑALES</b>	<b>29.312</b>	<b>J.MIR</b>	<b>22.799</b>	<b>E.BASTIANINI</b>	<b>27.801</b>	<b>T.RAZGATLIOG</b>	<b>18.462</b>	20	F.MORBIDELLI	1'38.171	1'38.336	(20)
21	A.RINS	29.403	F.MORBIDELLI	22.819	A.RINS	27.819	A.RINS	18.522	21	A.RINS	1'38.489	1'38.673	(21)
22	<b>C.CRUTCHLOW</b>	<b>29.479</b>	<b>C.CRUTCHLOW</b>	<b>23.186</b>	<b>C.CRUTCHLOW</b>	<b>28.082</b>	<b>C.CRUTCHLOW</b>	<b>18.627</b>	22	C.CRUTCHLOW	1'39.374	1'39.734	(22)

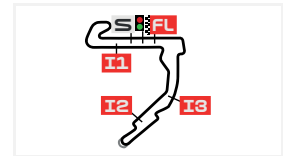
These data/results cannot be reproduced, stored and/or transmitted in whole or in part by any manner of electronic, mechanical, photocopying, recording, broadcasting or otherwise now known or herein after developed without the previous express consent by the copyright owner, except for reproduction in daily press and regular printed publications on sale to the public within 60 days of the event related to those data/results and always provided that copyright symbol appears together as follows below.

© MotoGP Sports Entertainment Group, 2026

# FASTEST LAPS SEQUENCE

## GRAND PRIX OF HUNGARY

### PRACTICE



Balaton Park Circuit

4075 m.

<i>Practice Time</i>	<i>#</i>	<i>Rider</i>	<i>Nation</i>	<i>Motorcycle</i>	<i>Time</i>	<i>Km/h</i>	<i>Rider's Lap</i>
<b>3'30.474</b>	10	<b>Luca MARINI</b>	ITA	HONDA	<b>1'40.529</b>	145.9	2
<b>3'31.209</b>	37	<b>Pedro ACOSTA</b>	SPA	KTM	<b>1'40.407</b>	146.1	2
<b>3'34.286</b>	11	<b>Diogo MOREIRA</b>	BRA	HONDA	<b>1'40.223</b>	146.3	2
<b>3'35.243</b>	72	<b>Marco BEZZECCHI</b>	ITA	APRILIA	<b>1'39.751</b>	147.0	2
<b>5'10.060</b>	37	<b>Pedro ACOSTA</b>	SPA	KTM	<b>1'38.851</b>	148.4	3
<b>5'52.224</b>	54	<b>Fermin ALDEGUER</b>	SPA	DUCATI	<b>1'38.463</b>	148.9	3
<b>9'08.856</b>	54	<b>Fermin ALDEGUER</b>	SPA	DUCATI	<b>1'38.162</b>	149.4	5
<b>25'04.758</b>	37	<b>Pedro ACOSTA</b>	SPA	KTM	<b>1'37.741</b>	150.0	10
<b>28'20.033</b>	37	<b>Pedro ACOSTA</b>	SPA	KTM	<b>1'37.418</b>	150.5	12
<b>49'47.154</b>	37	<b>Pedro ACOSTA</b>	SPA	KTM	<b>1'37.401</b>	150.6	19
<b>57'25.819</b>	25	<b>Raul FERNANDEZ</b>	SPA	APRILIA	<b>1'37.328</b>	150.7	23
<b>57'48.197</b>	37	<b>Pedro ACOSTA</b>	SPA	KTM	<b>1'36.827</b>	151.5	22

These data/results cannot be reproduced, stored and/or transmitted in whole or in part by any manner of electronic, mechanical, photocopying, recording, broadcasting or otherwise now known or herein after developed without the previous express consent by the copyright owner, except for reproduction in daily press and regular printed publications on sale to the public within 60 days of the event related to those data/results and always provided that copyright symbol appears together as follows below.

© MotoGP Sports Entertainment Group, 2026

Official MotoGP Timing by [www.motogp.com](http://www.motogp.com)

Balatonfokajár, Friday, June 5, 2026