

Donington Park 4.023 m

# Prosecco DOC UK Round, 10-12 July 2026

## Results Race 1

Laps 12 = 48,276 Km - Time of Race 20'07.228 - Avg. 143,961 km/h

1 / 2

Pos	Grid	No. Rider	Nat	Team	Bike	LL	Gap	Rel.	Fastest Lap	Speed	Qualifying	Speed
1	1	<b>6 M. HERRERA</b>	ESP	Terra & Vita GRT Yamaha WorldWCR	Yamaha YZF-R7	12			1'39.357	200,4	1'39.091	200,7
2	3	<b>58 P. RAMOS</b>	ESP	Klinter Racing Team	Yamaha YZF-R7	12	<b>3.744</b>	3.744	1'39.411	200,7	1'39.991	198,2
3	8	<b>12 M. SARAPUECH</b>	THA	Yamaha AD78 FIMLA by EEST NJT Racing	Yamaha YZF-R7	12	<b>5.313</b>	1.569	1'39.962	202,6	1'41.504	203,4
4	9	<b>96 R. PONZIANI</b>	ITA	Klinter Racing Team	Yamaha YZF-R7	12	<b>5.588</b>	0.275	1'40.283	204,2	1'41.772	201,1
5	15	<b>64 S. SANCHEZ</b>	ESP	Hadden Racing Team	Yamaha YZF-R7	12	<b>6.191</b>	0.603	1'40.136	204,2	1'41.488	201,1
6	P12	<b>15 C. JONES</b>	GBR	Monster Energy Crescent Yamaha	Yamaha YZF-R7	12	<b>6.300</b>	0.109	1'40.072	204,5	1'41.311	200,0
7	5	<b>11 Y. CERPA</b>	ESP	MotosCerpa-Gradara Corse	Yamaha YZF-R7	12	<b>6.803</b>	0.503	1'40.335	205,3	1'40.950	202,2
8	6	<b>83 A. MADRIGAL</b>	MEX	Pons Italika Racing FIMLA	Yamaha YZF-R7	12	<b>6.965</b>	0.162	1'40.100	203,0	1'41.382	199,3
9	24	<b>46 P. RUIZ</b>	ESP	PR46+1 Racing Team	Yamaha YZF-R7	12	<b>17.212</b>	10.247	1'40.816	202,6	1'40.520	197,8
10	10	<b>4 E. BONDI</b>	FRA	FT Racing Academy	Yamaha YZF-R7	12	<b>17.365</b>	0.153	1'40.910	202,2	1'41.888	202,2
11	13	<b>25 J. PEDEMONTE</b>	FRA	GMT94 Yamaha	Yamaha YZF-R7	12	<b>17.436</b>	0.071	1'40.869	202,2	1'42.151	204,5
12	16	<b>99 I. CARRENO</b>	CHI	Pons Italika Racing FIMLA	Yamaha YZF-R7	12	<b>23.980</b>	6.544	1'41.260	201,9	1'42.542	199,6
13	11	<b>37 L. VIEILLARD</b>	FRA	FT Racing Academy	Yamaha YZF-R7	12	<b>24.456</b>	0.476	1'41.195	202,6	1'42.003	198,5
14	7	<b>20 N. RIVERA</b>	ESP	Terra & Vita GRT Yamaha WorldWCR	Yamaha YZF-R7	12	<b>24.563</b>	0.107	1'41.359	203,0	1'41.483	203,0
15	18	<b>41 A. BARALE</b>	ITA	Hadden Racing Team	Yamaha YZF-R7	12	<b>24.810</b>	0.247	1'41.511	203,8	1'42.571	198,9
16	21	<b>88 D. DAL ZOTTO</b>	ITA	PATA AG Motorsport Italia	Yamaha YZF-R7	12	<b>25.065</b>	0.255	1'41.666	206,9	1'43.594	199,6
17	14	<b>26 K. HAND</b>	GBR	Team Trasimeno	Yamaha YZF-R7	12	<b>25.410</b>	0.345	1'41.466	204,5	1'42.236	201,9
18	17	<b>16 L. MICHEL</b>	GER	TSL-Racing	Yamaha YZF-R7	12	<b>25.639</b>	0.229	1'41.600	204,5	1'42.561	202,2
19	20	<b>19 A. OUREDNIKOVA</b>	CZE	Daftmotoracing	Yamaha YZF-R7	12	<b>25.959</b>	0.320	1'41.745	204,9	1'43.360	196,4
20	19	<b>14 M. DOBBS</b>	USA	YVS Sabadell Diva Racing	Yamaha YZF-R7	12	<b>33.845</b>	7.886	1'41.979	201,9	1'42.922	198,9
21	22	<b>28 O. ONGARO</b>	FRA	Prata Motor Sport	Yamaha YZF-R7	12	<b>1'11.145</b>	37.300	1'45.424	199,3	1'46.311	196,4
22	23	<b>93 J. RITAINE</b>	FRA	Team Trasimeno	Yamaha YZF-R7	12	<b>1'11.704</b>	0.559	1'45.466	198,9	1'46.937	196,4
-----Not Classified-----												
RET	2	<b>36 B. NEILA</b>	ESP	Ampito Crescent Yamaha	Yamaha YZF-R7	0					1'39.639	198,9
RET	4	<b>8 T. RELPH</b>	AUS	Full Throttle Racing	Yamaha YZF-R7	0					1'40.556	198,9

AIR	Humidity:	60%	Temp:	24°C
TRACK	Condition:	Dry	Temp:	43°C

Records	Pole [SP]	2026	M.Herrera	1'39.091	146,157 Km/h
	Race [RC1]	2025	B.Neila	1'38.964	146,344 Km/h
	All Times [RC1]	2025	B.Neila	1'38.964	146,344 Km/h
Race Fastest Lap	Lap 4		M.Herrera	1'39.357	145,765 Km/h

LAP LEADERS					
No. Rider	From	To	Laps	Total	
<b>6 M. HERRERA</b>	1	12	12	12	

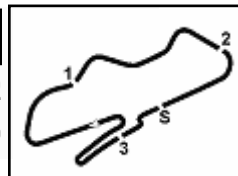
TOTAL LEADER LAPS		
No. Rider	Laps	
<b>6 M. HERRERA</b>	85	
<b>36 B. NEILA</b>	10	
<b>58 P. RAMOS</b>	3	

11/07/2026 Start 13:00 End 13:24 The results are provisional until the end of the time limit for protests and appeals and the completion of the technical checks.

Clerk Of The Course: **Stuart Higgs**  
Publication Time: **13:30**

These data/results cannot be reproduced, stored and/or transmitted in whole or in part by any manner of electronic, mechanical, photocopying, recording, broadcasting or otherwise now known or herein after developed without the previous express consent by the copyright owner, except for reproduction in daily press and regular printed publications on sale to the public within 60 days of the event related to those data/results and always provided that copyright symbol appears together as follows below.

© DORNA WSBK ORGANIZATION Srl 2026



**Prosecco DOC UK Round, 10-12 July 2026**  
**Results Race 1**

**Race Highlights**

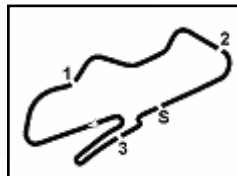
Time	No. Rider	Description
12.45.00		Sighting Lap Started
12.57.58		Warm Up Lap Started
13.00.31		Start of Session
13.00.44		Yellow Flag Out - Turn 1-2
13.00.51	<b>8 T. RELPH</b>	#8 Crashed - Turn 1
13.01.08		Yellow Flag Out - Turn 6
13.01.12		Yellow Flag In - Turn 6
13.01.12		Riders Under Yellow Flag at Turn 6: #20
13.01.12		Yellow Flag Out - Turn 7
13.01.17	<b>36 B. NEILA</b>	#36 Crashed - Turn 6
13.01.27		Yellow Flag In - Turn 1-2
13.01.56	<b>37 L. VIEILLARD</b>	#37 Long Lap Penalty - Irresponsible Riding - Misano Race 2
13.02.04		Yellow Flag In - Turn 7
13.02.09		Incident at turn 6 - Under Investigation
13.02.21	<b>8 T. RELPH</b>	#8 Not Actively Competing
13.02.29	<b>36 B. NEILA</b>	#36 Not Actively Competing
13.04.44	<b>58 P. RAMOS</b>	#58 2X Long Lap Penalty - Jump Start
13.05.22	<b>6 M. HERRERA</b>	#6 2X Long Lap Penalty - Irresponsible Riding - Incident at Turn 6
13.07.11	<b>37 L. VIEILLARD</b>	#37 Long Lap Penalty Completed
13.08.37	<b>58 P. RAMOS</b>	#58 1 of 2X Long Lap Penalty Completed
13.12.06	<b>6 M. HERRERA</b>	#6 1 of 2X Long Lap Penalty Completed
13.12.12	<b>58 P. RAMOS</b>	#58 2 of 2X Long Lap Penalty Completed
13.12.28	<b>26 K. HAND</b>	#26 Lap Time Cancelled [1'42.799] - Exceeded Track Limits - Turn 9
13.13.09	<b>26 K. HAND</b>	#26 Course Cutting at Turn 9 Under Investigation
13.13.36	<b>6 M. HERRERA</b>	#6 2 of 2X Long Lap Penalty Completed
13.14.10		2/3 of Race Distance Completed
13.15.15	<b>26 K. HAND</b>	#26 Course Cutting at Turn 9 - No Further Action
13.15.38	<b>12 M. SARAPUECH</b>	#12 Lap Time Cancelled [1'41.076] - Exceeded Track Limits - Turn 7
13.21.11		Podium Confirmed - Other Results Under Review
13.23.05	<b>15 C. JONES</b>	#15 Lap Time Cancelled [1'40.712] - Exceeded Track Limits - Turn 9
13.25.35	<b>15 C. JONES</b>	#15 Penalized to Drop 1 Position - Exceeded Track Limits on Final Lap - Turn 9
13.25.45		Results Confirmed
13.26.07		End of Session

Start                      End                      The results are provisional until the end of the time limit for protests and appeals                      Clerk Of The Course: **Stuart Higgs**  
11/07/2026              13:00              13:24                      and the completion of the technical checks.                      Publication Time: **13:30**

These data/results cannot be reproduced, stored and/or transmitted in whole or in part by any manner of electronic, mechanical, photocopying, recording, broadcasting or otherwise now known or herein after developed without the previous express consent by the copyright owner, except for reproduction in daily press and regular printed publications on sale to the public within 60 days of the event related to those data/results and always provided that copyright symbol appears together as follows below.

© DORNA WSBK ORGANIZATION Srl 2026





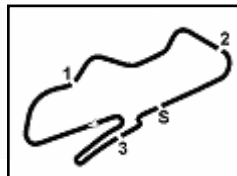
Donington Park 4.023 m

**Prosecco DOC UK Round, 10-12 July 2026  
Riders Standings**

Rider	Points	Points From First	Points From Previous	March 29	April 19	May 3	June 14	July 12	October 18											
				PORTIMAO	ASSEN	BALATON	MISANO	DONINGTON	JEREZ											
1 HERRERA Maria [ESP]	206			25 20 1 1	25 20 1 1	25 16 1 1	25 25 1 1	25 1												
2 NEILA Beatriz [ESP]	157	49		16 16 3 3	20 25 2 2	20 20 2 2	20 20 2 2	2 2												
3 RAMOS Paola [ESP]	117	89	40	20 25 2 1	3 4	16 25 4 3	11 20 3 3	20 3												
4 PONZIANI Roberta [ITA]	102	104	15	10 13 6 4	16 13 4 3	13 11 3 4	13 13 4 4	13 4												
5 SARAPIUECH Muklada [THA]	99	107	3	5 7 11 11	11 11 6 5	11 13 5 5	9 16 5 5	16 5												
6 JONES Chloe [GBR]	77	129	22	3 2 13 14	13 10 8 8	10 7 7 7	16 6 6 6	10 6												
7 CERPA Yvonne [ESP]	64	142	13	7 10 9 6	9 10	2 4 10 11	13 10 9 9	9 7												
8 RIVERA Natalia [ESP]	64	142	0	8 9 8 6	10 5 5 6	9 8 6 6	5 8 7 7	2 7												
9 RUIZ Pakita [ESP]	63	143	1	9 11 7 5	7 9	8 6 9 9	10 5 8 8	7 9												
10 MADRIGAL Astrid [MEX]	49	157	14	5 9 14 11	4 13	6 10 12 10	4 3 12 11	8 10												
11 SANCHEZ Sara [ESP]	48	158	1	11 6 5 6	3 12	8 13	9 11 14 13	11 11												
12 BOUDESSEUL Lucie [FRA]	45	161	3	13 4 10 10	16 7 14 7	7 9 8 7	9 10 9 10	12 12												
13 RELPH Tayla [AUS]	39	167	6	6 8 10 9	8 11	5 5 11 11	7 12 11 12	13 13												
14 DANAK Karolina [POL]	29	177	10	2 4 14 13	8 14	4 14	11 14 13 14	14 14												
15 CARRENO Isis [CHI]	21	185	8		6 17	3 3 15 15	3 2 15 15	4 15												
16 BONDI Emily [FRA]	15	191	6		1 24	2 21	6 16 6 16	6 16												
17 VIEILLARD Line [FRA]	12	194	3	4 3 12 12	15 16	1 17	1 16 1 17	3 17												
18 PEDEMONTE Justine [FRA]	9	197	3				4 5 23 18													
19 DAL ZOTTO Denise [ITA]	9	197	0	1 16	5 17	1 15	1 16 1 16	18 18												
20 BARALE Arianna [ITA]	8	198	1		7 15	17 18	1 19	1 20												
21 BRUNO Josephine [ITA]	7	199	1				7 19	21												
22 DOBBS Mallory [USA]	6	200	1		6 18	19 19	20 21	22												
23 SOWA Patrycja [POL]	6	200	0		4 19	20 20	2 20	22												
24 MICHEL Lucy [GER]	3	203	3		3 20	21 21	22 24	24												
25 OUREDNIKOVA Adela [CZE]	3	203	0	1 15	1 16	21 22	1 22	24												

11/07/2026 First Line: Championship Standings - Second Line: Ranking Progression  
 These data/results cannot be reproduced, stored and/or transmitted in whole or in part by any manner of electronic, mechanical, photocopying, recording, broadcasting or otherwise now known or herein after developed without the previous express consent by the copyright owner, except for reproduction in daily press and regular printed publications on sale to the public within 60 days of the event related to those data/results and always provided that copyright symbol appears together as follows below.  
 © DORNA WSBK ORGANIZATION Srl 2026





Donington Park 4.023 m

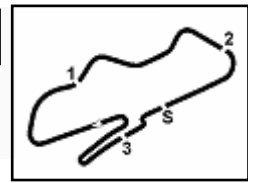
**Prosecco DOC UK Round, 10-12 July 2026**  
**Riders Standings**

2 / 2

Points	Points From First	Points From Previous	March 29	April 19	May 3	June 14	July 12	October 18									
			<b>PORTIMAO</b>	<b>ASSEN</b>	<b>BALATON</b>	<b>MISANO</b>	<b>DONINGTON</b>	<b>JEREZ</b>									
26	<b>HAND</b> Katie [GBR]	2 204	1	2 21 22	22 23	24 26	26										

11/07/2026 First Line: Championship Standings - Second Line: Ranking Progression  
 These data/results cannot be reproduced, stored and/or transmitted in whole or in part by any manner of electronic, mechanical, photocopying, recording, broadcasting or otherwise now known or herein after developed without the previous express consent by the copyright owner, except for reproduction in daily press and regular printed publications on sale to the public within 60 days of the event related to those data/results and always provided that copyright symbol appears together as follows below.  
 © DORNA WSBK ORGANIZATION Srl 2026





Donington Park 4.023 m

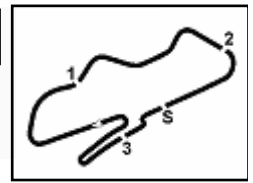
**Prosecco DOC UK Round, 10-12 July 2026**  
**Pirelli Best Lap Award**

	Points	Points From First	Points From Previous	March 29 <b>PORTIMAO</b>	April 19 <b>ASSEN</b>	May 3 <b>BALATON</b>	June 14 <b>MISANO</b>	July 12 <b>DONINGTON</b>	October 18 <b>JEREZ</b>								
<b>1 HERRERA</b> Maria [ESP]	<b>3</b>			<b>1</b>			<b>1</b>	<b>1</b>									
<b>2 NEILA</b> Beatriz [ESP]	<b>3</b>	0		<b>1</b>	<b>1</b>	<b>1</b>											
<b>3 RAMOS</b> Paola [ESP]	<b>2</b>	1	1			<b>1</b>	<b>1</b>										
<b>4 PONZIANI</b> Roberta [ITA]	<b>1</b>	2	1				<b>1</b>										

11/07/2026 First Line: Race 1 & 2

These data/results cannot be reproduced, stored and/or transmitted in whole or in part by any manner of electronic, mechanical, photocopying, recording, broadcasting or otherwise now known or herein after developed without the previous express consent by the copyright owner, except for reproduction in daily press and regular printed publications on sale to the public within 60 days of the event related to those data/results and always provided that copyright symbol appears together as follows below.

© DORNA WSBK ORGANIZATION Srl 2026



Donington Park 4.023 m

**Prosecco DOC UK Round, 10-12 July 2026**  
**Best Finish Award Race 1**

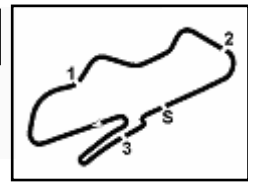
	Points	Points From First	Points From Previous	March 29 <b>PORTIMAO</b>	April 19 <b>ASSEN</b>	May 3 <b>BALATON</b>	June 14 <b>MISANO</b>	July 12 <b>DONINGTON</b>	October 18 <b>JEREZ</b>								
1 <b>DAL ZOTTO</b> Denise [ITA]	<b>34</b>			<u>1</u> 3 16 15	<u>5</u> 3 11 14	<u>3</u> 1 15 17	<u>8</u> 5 17 19	<u>5</u> 16									
2 <b>RUIZ</b> Pakita [ESP]	<b>30</b>	4		<u>1</u> 2 7 5	<u>1</u> 9		<u>7</u> 4 6 11	<u>15</u> 9									
3 <b>JONES</b> Chloe [GBR]	<b>29</b>	5	1	<u>7</u> 13	<u>6</u> 4	<u>2</u> 2 6 9	<u>5</u> 3	<u>7</u> 6									
4 <b>SARAPUECH</b> Muklada [THA]	<b>28</b>	6	1	<u>2</u> 4 11 9	<u>6</u> 5	<u>2</u> 1 5 4	<u>5</u> 3 7 3	<u>5</u> 3									
5 <b>HAND</b> Katie [GBR]	<b>27</b>	7	1	<u>5</u> 18	<u>9</u> 2 14 23	<u>1</u> 3 20 19	<u>5</u> 2 19 21										
6 <b>CARRENO</b> Isis [CHI]	<b>27</b>	7	0		<u>9</u> 4 10 18	<u>1</u> 1 13 13	<u>4</u> 4 13 14	<u>4</u> 12									
7 <b>GUARINO</b> Martina [ITA]	<b>25</b>	9	2	<u>8</u> 17	<u>12</u> 16	<u>5</u> 19											
8 <b>MICHEL</b> Lucy [GER]	<b>25</b>	9	0	<u>3</u> 6 21 19	<u>7</u> 13		<u>5</u> 4 18 18										
9 <b>BARALE</b> Arianna [ITA]	<b>22</b>	12	3	<u>1</u> 1 20 21	<u>9</u> 9		<u>5</u> 3 16 22	<u>3</u> 15									
10 <b>OUREDNICKOVA</b> Adela [CZE]	<b>21</b>	13	1	<u>4</u> 15	<u>9</u> 15		<u>4</u> 3 15 16	<u>1</u> 19									
11 <b>SANCHEZ</b> Sara [ESP]	<b>19</b>	15	2	<u>3</u> 5			<u>3</u> 4 8 7	<u>9</u> 5									
12 <b>SOWA</b> Patrycja [POL]	<b>19</b>	15	0	<u>1</u> 2 22 22	<u>6</u> 12	<u>1</u> 22	<u>6</u> 3 14 17										
13 <b>RIVERA</b> Natalia [ESP]	<b>16</b>	18	3	<u>1</u> 8	<u>2</u> 6	<u>2</u> 7	<u>7</u> 4 11 8										
14 <b>BONDI</b> Emily [FRA]	<b>15</b>	19	1		<u>3</u> 15	<u>10</u> 14	<u>2</u> 10										
15 <b>CERPA</b> Yvonne [ESP]	<b>14</b>	20	1		<u>9</u> 1 17 7	<u>1</u> 12	<u>2</u> 1 4 6										
16 <b>MADRIGAL</b> Astrid [MEX]	<b>12</b>	22	2		<u>2</u> 7	<u>1</u> 3 10 6	<u>3</u> 3 12 13										
17 <b>VIEILLARD</b> Line [FRA]	<b>11</b>	23	1	<u>2</u> 2 12 13		<u>1</u> 4 18 15	<u>2</u> 15										
18 <b>DANAK</b> Karolina [POL]	<b>10</b>	24	1	<u>1</u> 4 14 12	<u>5</u> 8												
19 <b>LEWIS</b> Gabrielly [BRA]	<b>9</b>	25	1				<u>6</u> 3 20 23										
20 <b>PONZIANI</b> Roberta [ITA]	<b>9</b>	25	0		<u>4</u> 3			<u>5</u> 4									
21 <b>SCHEFFER</b> Birgit [NED]	<b>8</b>	26	1		<u>6</u> 2 18 22												
22 <b>DOBBS</b> Mallory [USA]	<b>8</b>	26	0	<u>3</u> 17	<u>4</u> 10		<u>1</u> 20										
23 <b>BOUDESSEUL</b> Lucie [FRA]	<b>8</b>	26	0	<u>3</u> 4	<u>4</u> 3	<u>1</u> 9											
24 <b>RELPH</b> Tayla [AUS]	<b>7</b>	27	1	<u>2</u> 8	<u>1</u> 8		<u>4</u> 9										

11/07/2026

First Line: Gained Positions - Second Line: Race Position - Underline: Best Finisher

These data/results cannot be reproduced, stored and/or transmitted in whole or in part by any manner of electronic, mechanical, photocopying, recording, broadcasting or otherwise now known or herein after developed without the previous express consent by the copyright owner, except for reproduction in daily press and regular printed publications on sale to the public within 60 days of the event related to those data/results and always provided that copyright symbol appears together as follows below.

© DORNA WSBK ORGANIZATION Srl 2026



Donington Park 4.023 m

**Prosecco DOC UK Round, 10-12 July 2026**  
**Best Finish Award Race 1**

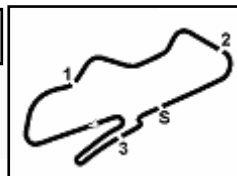
	Points	Points From First	Points From Previous	March 29 <b>PORTIMAO</b>	April 19 <b>ASSEN</b>	May 3 <b>BALATON</b>	June 14 <b>MISANO</b>	July 12 <b>DONINGTON</b>	October 18 <b>JEREZ</b>								
25 <b>HERRERA</b> Maria [ESP]	7	27	0			<u>3</u> 1	<u>1</u> 3	<u>1</u> 1	<u>2</u> 1								
26 <b>RAMOS</b> Paola [ESP]	5	29	2	<u>2</u> 1		<u>2</u> 3		<u>1</u> 2									
27 <b>PEDEMONTE</b> Justine [FRA]	2	32	3					<u>2</u> 11									
28 <b>NEILA</b> Beatriz [ESP]	2	32	0	<u>1</u> 3			<u>1</u> 2										
29 <b>ONGARO</b> Ornella [FRA]	1	33	1					<u>1</u> 21									
30 <b>RITAINE</b> Julie [FRA]	1	33	0					<u>1</u> 22									

11/07/2026

First Line: Gained Positions - Second Line: Race Position - Underline: Best Finisher

These data/results cannot be reproduced, stored and/or transmitted in whole or in part by any manner of electronic, mechanical, photocopying, recording, broadcasting or otherwise now known or herein after developed without the previous express consent by the copyright owner, except for reproduction in daily press and regular printed publications on sale to the public within 60 days of the event related to those data/results and always provided that copyright symbol appears together as follows below.

© DORNA WSBK ORGANIZATION Srl 2026



Donington Park 4.023 m

**Prosecco DOC UK Round, 10-12 July 2026**  
**Best Sectors & Speed Race 1**

**RESULTS**

			Laps
1	<b>6 M. HERRERA</b>	Yamaha YZF-R7	12
2	<b>58 P. RAMOS</b>	Yamaha YZF-R7	3.744
3	<b>12 M. SARAPUECH</b>	Yamaha YZF-R7	5.313
4	<b>96 R. PONZIANI</b>	Yamaha YZF-R7	5.588
5	<b>64 S. SANCHEZ</b>	Yamaha YZF-R7	6.191
6	<b>15 C. JONES</b>	Yamaha YZF-R7	6.300
7	<b>11 Y. CERPA</b>	Yamaha YZF-R7	6.803
8	<b>83 A. MADRIGAL</b>	Yamaha YZF-R7	6.965
9	<b>46 P. RUIZ</b>	Yamaha YZF-R7	17.212
10	<b>4 E. BONDI</b>	Yamaha YZF-R7	17.365
11	<b>25 J. PEDEMONTE</b>	Yamaha YZF-R7	17.436
12	<b>99 I. CARRENO</b>	Yamaha YZF-R7	23.980
13	<b>37 L. VIEILLARD</b>	Yamaha YZF-R7	24.456
14	<b>20 N. RIVERA</b>	Yamaha YZF-R7	24.563
15	<b>41 A. BARALE</b>	Yamaha YZF-R7	24.810
16	<b>88 D. DAL ZOTTO</b>	Yamaha YZF-R7	25.065
17	<b>26 K. HAND</b>	Yamaha YZF-R7	25.410
18	<b>16 L. MICHEL</b>	Yamaha YZF-R7	25.639
19	<b>19 A. OUREDNICHOVA</b>	Yamaha YZF-R7	25.959
20	<b>14 M. DOBBS</b>	Yamaha YZF-R7	33.845
21	<b>28 O. ONGARO</b>	Yamaha YZF-R7	1'11.145
22	<b>93 J. RITAINE</b>	Yamaha YZF-R7	1'11.704
RET	<b>8 T. RELPH</b>	Yamaha YZF-R7	
RET	<b>36 B. NEILA</b>	Yamaha YZF-R7	

**SPEED**

1	<b>88 D. DAL ZOTTO</b>	Yamaha YZF-R7	206,9
2	<b>11 Y. CERPA</b>	Yamaha YZF-R7	205,3
3	<b>19 A. OUREDNICHOVA</b>	Yamaha YZF-R7	204,9
4	<b>15 C. JONES</b>	Yamaha YZF-R7	204,5
5	<b>26 K. HAND</b>	Yamaha YZF-R7	204,5
6	<b>16 L. MICHEL</b>	Yamaha YZF-R7	204,5
7	<b>96 R. PONZIANI</b>	Yamaha YZF-R7	204,2
8	<b>64 S. SANCHEZ</b>	Yamaha YZF-R7	204,2
9	<b>41 A. BARALE</b>	Yamaha YZF-R7	203,8
10	<b>20 N. RIVERA</b>	Yamaha YZF-R7	203,0
11	<b>83 A. MADRIGAL</b>	Yamaha YZF-R7	203,0
12	<b>12 M. SARAPUECH</b>	Yamaha YZF-R7	202,6
13	<b>37 L. VIEILLARD</b>	Yamaha YZF-R7	202,6
14	<b>46 P. RUIZ</b>	Yamaha YZF-R7	202,6
15	<b>25 J. PEDEMONTE</b>	Yamaha YZF-R7	202,2
16	<b>4 E. BONDI</b>	Yamaha YZF-R7	202,2
17	<b>14 M. DOBBS</b>	Yamaha YZF-R7	201,9
18	<b>99 I. CARRENO</b>	Yamaha YZF-R7	201,9
19	<b>58 P. RAMOS</b>	Yamaha YZF-R7	200,7
20	<b>6 M. HERRERA</b>	Yamaha YZF-R7	200,4
21	<b>28 O. ONGARO</b>	Yamaha YZF-R7	199,3
22	<b>93 J. RITAINE</b>	Yamaha YZF-R7	198,9

**SEG. 1**

1	<b>64 S. SANCHEZ</b>	21.579
2	<b>83 A. MADRIGAL</b>	21.730
3	<b>15 C. JONES</b>	21.745
4	<b>12 M. SARAPUECH</b>	21.753
5	<b>4 E. BONDI</b>	21.779
6	<b>11 Y. CERPA</b>	21.817
7	<b>6 M. HERRERA</b>	21.824
8	<b>58 P. RAMOS</b>	21.842
9	<b>25 J. PEDEMONTE</b>	21.847
10	<b>41 A. BARALE</b>	21.888
11	<b>96 R. PONZIANI</b>	21.889
12	<b>19 A. OUREDNICHOVA</b>	21.901
13	<b>37 L. VIEILLARD</b>	21.928
14	<b>88 D. DAL ZOTTO</b>	21.934
15	<b>26 K. HAND</b>	21.943
16	<b>16 L. MICHEL</b>	21.981
17	<b>20 N. RIVERA</b>	22.006
18	<b>14 M. DOBBS</b>	22.061
19	<b>46 P. RUIZ</b>	22.062
20	<b>99 I. CARRENO</b>	22.123
21	<b>93 J. RITAINE</b>	22.746
22	<b>28 O. ONGARO</b>	23.004
23	<b>36 B. NEILA</b>	24.667

**SEG. 2**

1	<b>58 P. RAMOS</b>	26.573
2	<b>6 M. HERRERA</b>	26.697
3	<b>11 Y. CERPA</b>	26.781
4	<b>83 A. MADRIGAL</b>	26.844
5	<b>12 M. SARAPUECH</b>	26.890
6	<b>96 R. PONZIANI</b>	26.906
7	<b>64 S. SANCHEZ</b>	26.908
8	<b>46 P. RUIZ</b>	26.964
9	<b>4 E. BONDI</b>	26.976
10	<b>15 C. JONES</b>	27.012
11	<b>37 L. VIEILLARD</b>	27.037
12	<b>25 J. PEDEMONTE</b>	27.133
13	<b>99 I. CARRENO</b>	27.176
14	<b>19 A. OUREDNICHOVA</b>	27.215
15	<b>88 D. DAL ZOTTO</b>	27.220
16	<b>41 A. BARALE</b>	27.245
17	<b>26 K. HAND</b>	27.250
18	<b>20 N. RIVERA</b>	27.311
19	<b>16 L. MICHEL</b>	27.331
20	<b>14 M. DOBBS</b>	27.477
21	<b>93 J. RITAINE</b>	28.527
22	<b>28 O. ONGARO</b>	28.633

**SEG. 3**

1	<b>15 C. JONES</b>	24.850
2	<b>6 M. HERRERA</b>	24.896
3	<b>96 R. PONZIANI</b>	24.927
4	<b>12 M. SARAPUECH</b>	24.988
5	<b>58 P. RAMOS</b>	25.021
6	<b>11 Y. CERPA</b>	25.086
7	<b>83 A. MADRIGAL</b>	25.087
8	<b>64 S. SANCHEZ</b>	25.132
9	<b>4 E. BONDI</b>	25.277
10	<b>20 N. RIVERA</b>	25.342
11	<b>37 L. VIEILLARD</b>	25.343
12	<b>46 P. RUIZ</b>	25.360
13	<b>26 K. HAND</b>	25.375
14	<b>99 I. CARRENO</b>	25.386
15	<b>25 J. PEDEMONTE</b>	25.395
16	<b>41 A. BARALE</b>	25.411
17	<b>16 L. MICHEL</b>	25.540
18	<b>19 A. OUREDNICHOVA</b>	25.543
19	<b>88 D. DAL ZOTTO</b>	25.554
20	<b>14 M. DOBBS</b>	25.577
21	<b>28 O. ONGARO</b>	26.488
22	<b>93 J. RITAINE</b>	26.664

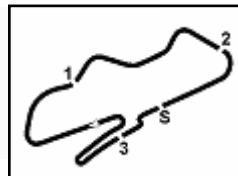
**SEG. 4**

1	<b>58 P. RAMOS</b>	25.807
2	<b>6 M. HERRERA</b>	25.826
3	<b>12 M. SARAPUECH</b>	25.954
4	<b>96 R. PONZIANI</b>	25.991
5	<b>83 A. MADRIGAL</b>	26.078
6	<b>46 P. RUIZ</b>	26.118
7	<b>64 S. SANCHEZ</b>	26.118
8	<b>15 C. JONES</b>	26.128
9	<b>25 J. PEDEMONTE</b>	26.185
10	<b>4 E. BONDI</b>	26.199
11	<b>99 I. CARRENO</b>	26.273
12	<b>20 N. RIVERA</b>	26.279
13	<b>16 L. MICHEL</b>	26.429
14	<b>11 Y. CERPA</b>	26.445
15	<b>37 L. VIEILLARD</b>	26.446
16	<b>88 D. DAL ZOTTO</b>	26.468
17	<b>19 A. OUREDNICHOVA</b>	26.567
18	<b>26 K. HAND</b>	26.583
19	<b>41 A. BARALE</b>	26.594
20	<b>14 M. DOBBS</b>	26.720
21	<b>28 O. ONGARO</b>	27.039
22	<b>93 J. RITAINE</b>	27.253

11/07/2026

These data/results cannot be reproduced, stored and/or transmitted in whole or in part by any manner of electronic, mechanical, photocopying, recording, broadcasting or otherwise now known or herein after developed without the previous express consent by the copyright owner, except for reproduction in daily press and regular printed publications on sale to the public within 60 days of the event related to those data/results and always provided that copyright symbol appears together as follows below.

© DORNA WSBK ORGANIZATION Srl 2026



Donington Park 4.023 m

**Prosecco DOC UK Round, 10-12 July 2026**  
**Lap Chart Race 1**

**1 / 3**

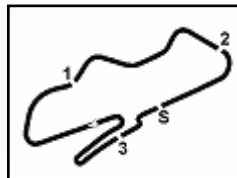
		Lap											
	1	2	3	4	5	6	7	8	9	10	11	12	
1	6	6	6	6	6	6	6	6	6	6	6	6	6
2	58	58	58	58	58	58	12	58	58	58	58	58	58
3	12	12	96	12	12	12	15	12	96	12	96	12	
4	96	96	12	96	96	96	96	15	12	96	15	96	
5	15	15	15	15	15	15	64	96	15	15	12	15	
6	83	83	83	64	64	64	83	64	64	64	64	64	
7	11	64	64	83	83	83	58	11	11	11	11	11	
8	64	11	11	11	11	11	11	83	83	83	83	83	
9	25	25	25	25	25	46	46	46	46	46	4	46	
10	37	46	46	46	46	25	25	25	25	4	25	4	
11	99	4	4	4	4	4	4	4	4	25	46	25	
12	4	99	99	99	99	99	99	99	99	99	99	99	
13	46	37	37	26	26	41	41	41	41	41	20	37	
14	26	26	26	41	41	26	26	26	37	20	37	20	
15	41	41	41	88	88	88	37	37	20	88	41	41	
16	16	16	16	19	19	37	88	20	26	37	88	88	
17	19	19	19	16	37	19	20	88	88	26	26	26	
18	88	88	88	37	20	20	19	19	19	19	19	16	
19	14	14	20	20	16	16	16	16	16	16	16	19	
20	28	20	14	14	14	14	14	14	14	14	14	14	
21	20	28	28	28	28	28	28	28	28	28	28	28	
22	93	93	93	93	93	93	93	93	93	93	93	93	

Final Result		
1	<b>6</b> M. HERRERA	Laps 12
2	<b>58</b> P. RAMOS	3.744
3	<b>12</b> M. SARAPUECH	5.313
4	<b>96</b> R. PONZIANI	5.588
5	<b>64</b> S. SANCHEZ	6.191
6	<b>15</b> C. JONES (P)	6.300
7	<b>11</b> Y. CERPA	6.803
8	<b>83</b> A. MADRIGAL	6.965
9	<b>46</b> P. RUIZ	17.212
10	<b>4</b> E. BONDI	17.365
11	<b>25</b> J. PEDEMONTE	17.436
12	<b>99</b> I. CARRENO	23.980
13	<b>37</b> L. VIEILLARD	24.456
14	<b>20</b> N. RIVERA	24.563
15	<b>41</b> A. BARALE	24.810
16	<b>88</b> D. DAL ZOTTO	25.065
17	<b>26</b> K. HAND	25.410
18	<b>16</b> L. MICHEL	25.639
19	<b>19</b> A. OUREDNICHOVA	25.959
20	<b>14</b> M. DOBBS	33.845
21	<b>28</b> O. ONGARO	1'11.145
22	<b>93</b> J. RITAINE	1'11.704
RET	<b>8</b> T. RELPH	
RET	<b>36</b> B. NEILA	

11/07/2026

These data/results cannot be reproduced, stored and/or transmitted in whole or in part by any manner of electronic, mechanical, photocopying, recording, broadcasting or otherwise now known or herein after developed without the previous express consent by the copyright owner, except for reproduction in daily press and regular printed publications on sale to the public within 60 days of the event related to those data/results and always provided that copyright symbol appears together as follows below.

© DORNA WSBK ORGANIZATION Srl 2026



Donington Park 4.023 m

**Prosecco DOC UK Round, 10-12 July 2026  
Lap Chart Race 1**

2 / 3

Lap 1		
1	<b>6</b> M.Herrera	1'43.273
2	<b>58</b> P.Ramos	0.785
3	<b>12</b> M.Sarapuech	1.328
4	<b>96</b> R.Ponziani	1.680
5	<b>15</b> C.Jones	1.971
6	<b>83</b> A.Madrigal	1.998
7	<b>11</b> Y.Cerpa	2.406
8	<b>64</b> S.Sanchez	2.680
9	<b>25</b> J.Pedemonte	3.687
10	<b>37</b> L.Vieillard	4.309
11	<b>99</b> I.Carreno	4.536
12	<b>4</b> E.Bondi	5.001
13	<b>46</b> P.Ruiz	5.086
14	<b>26</b> K.Hand	5.583
15	<b>41</b> A.Barale	5.975
16	<b>16</b> L.Michel	6.100
17	<b>19</b> A.Ourednickova	6.529
18	<b>88</b> D.Dal Zotto	6.863
19	<b>14</b> M.Dobbs	7.294
20	<b>28</b> O.Ongaro	7.960
21	<b>20</b> N.Rivera	8.047
22	<b>93</b> J.Ritaine	8.776

Lap 4		
1	<b>6</b> M.Herrera	6'41.913
2	<b>58</b> P.Ramos	1.061
3	<b>12</b> M.Sarapuech	4.264
4	<b>96</b> R.Ponziani	4.678
5	<b>15</b> C.Jones	5.047
6	<b>64</b> S.Sanchez	5.294
7	<b>83</b> A.Madrigal	5.535
8	<b>11</b> Y.Cerpa	5.954
9	<b>25</b> J.Pedemonte	8.354
10	<b>46</b> P.Ruiz	9.676
11	<b>4</b> E.Bondi	11.158
12	<b>99</b> I.Carreno	11.516
13	<b>26</b> K.Hand	12.407
14	<b>41</b> A.Barale	12.846
15	<b>88</b> D.Dal Zotto	14.119
16	<b>19</b> A.Ourednickova	14.288
17	<b>16</b> L.Michel	14.604
18	<b>37</b> L.Vieillard	14.821
19	<b>20</b> N.Rivera	15.589
20	<b>14</b> M.Dobbs	16.645
21	<b>28</b> O.Ongaro	28.593
22	<b>93</b> J.Ritaine	29.232

Lap 7		
1	<b>6</b> M.Herrera	11'43.659
2	<b>12</b> M.Sarapuech	4.272
3	<b>15</b> C.Jones	4.641
4	<b>96</b> R.Ponziani	4.793
5	<b>64</b> S.Sanchez	5.035
6	<b>83</b> A.Madrigal	5.229
7	<b>58</b> P.Ramos	5.485
8	<b>11</b> Y.Cerpa	6.245
9	<b>46</b> P.Ruiz	11.340
10	<b>25</b> J.Pedemonte	11.866
11	<b>4</b> E.Bondi	13.098
12	<b>99</b> I.Carreno	15.236
13	<b>41</b> A.Barale	16.369
14	<b>26</b> K.Hand	17.524
15	<b>37</b> L.Vieillard	18.150
16	<b>88</b> D.Dal Zotto	18.477
17	<b>20</b> N.Rivera	18.728
18	<b>19</b> A.Ourednickova	18.932
19	<b>16</b> L.Michel	19.241
20	<b>14</b> M.Dobbs	21.436
21	<b>28</b> O.Ongaro	45.716
22	<b>93</b> J.Ritaine	46.455

Lap 10		
1	<b>6</b> M.Herrera	16'45.695
2	<b>58</b> P.Ramos	3.979
3	<b>12</b> M.Sarapuech	5.366
4	<b>96</b> R.Ponziani	5.585
5	<b>15</b> C.Jones	5.932
6	<b>64</b> S.Sanchez	6.166
7	<b>11</b> Y.Cerpa	7.387
8	<b>83</b> A.Madrigal	7.566
9	<b>46</b> P.Ruiz	13.836
10	<b>4</b> E.Bondi	14.093
11	<b>25</b> J.Pedemonte	14.297
12	<b>99</b> I.Carreno	21.061
13	<b>41</b> A.Barale	21.466
14	<b>20</b> N.Rivera	21.597
15	<b>88</b> D.Dal Zotto	21.887
16	<b>37</b> L.Vieillard	22.210
17	<b>26</b> K.Hand	22.542
18	<b>19</b> A.Ourednickova	22.880
19	<b>16</b> L.Michel	23.129
20	<b>14</b> M.Dobbs	28.390
21	<b>28</b> O.Ongaro	1'01.356
22	<b>93</b> J.Ritaine	1'02.000

Lap 2		
1	<b>6</b> M.Herrera	3'23.098
2	<b>58</b> P.Ramos	0.849
3	<b>12</b> M.Sarapuech	1.832
4	<b>96</b> R.Ponziani	2.200
5	<b>15</b> C.Jones	2.433
6	<b>83</b> A.Madrigal	2.708
7	<b>64</b> S.Sanchez	3.444
8	<b>11</b> Y.Cerpa	3.952
9	<b>25</b> J.Pedemonte	4.888
10	<b>46</b> P.Ruiz	6.656
11	<b>4</b> E.Bondi	6.919
12	<b>99</b> I.Carreno	7.198
13	<b>37</b> L.Vieillard	7.372
14	<b>26</b> K.Hand	7.655
15	<b>41</b> A.Barale	8.042
16	<b>16</b> L.Michel	8.204
17	<b>19</b> A.Ourednickova	8.628
18	<b>88</b> D.Dal Zotto	9.003
19	<b>14</b> M.Dobbs	9.679
20	<b>20</b> N.Rivera	9.876
21	<b>28</b> O.Ongaro	14.124
22	<b>93</b> J.Ritaine	14.860

Lap 5		
1	<b>6</b> M.Herrera	8'21.624
2	<b>58</b> P.Ramos	4.284
3	<b>12</b> M.Sarapuech	5.616
4	<b>96</b> R.Ponziani	5.867
5	<b>15</b> C.Jones	6.334
6	<b>64</b> S.Sanchez	6.633
7	<b>83</b> A.Madrigal	6.877
8	<b>11</b> Y.Cerpa	7.195
9	<b>25</b> J.Pedemonte	10.374
10	<b>46</b> P.Ruiz	10.962
11	<b>4</b> E.Bondi	12.895
12	<b>99</b> I.Carreno	13.261
13	<b>26</b> K.Hand	14.445
14	<b>41</b> A.Barale	14.811
15	<b>88</b> D.Dal Zotto	16.586
16	<b>19</b> A.Ourednickova	16.827
17	<b>37</b> L.Vieillard	17.438
18	<b>20</b> N.Rivera	17.691
19	<b>16</b> L.Michel	17.873
20	<b>14</b> M.Dobbs	18.913
21	<b>28</b> O.Ongaro	35.552
22	<b>93</b> J.Ritaine	36.190

Lap 8		
1	<b>6</b> M.Herrera	13'25.722
2	<b>58</b> P.Ramos	3.986
3	<b>12</b> M.Sarapuech	4.301
4	<b>15</b> C.Jones	4.533
5	<b>96</b> R.Ponziani	4.747
6	<b>64</b> S.Sanchez	5.136
7	<b>11</b> Y.Cerpa	5.849
8	<b>83</b> A.Madrigal	5.960
9	<b>46</b> P.Ruiz	11.140
10	<b>25</b> J.Pedemonte	11.630
11	<b>4</b> E.Bondi	12.050
12	<b>99</b> I.Carreno	15.836
13	<b>41</b> A.Barale	16.301
14	<b>26</b> K.Hand	17.348
15	<b>37</b> L.Vieillard	17.661
16	<b>20</b> N.Rivera	18.024
17	<b>88</b> D.Dal Zotto	18.335
18	<b>19</b> A.Ourednickova	18.614
19	<b>16</b> L.Michel	18.846
20	<b>14</b> M.Dobbs	22.069
21	<b>28</b> O.Ongaro	49.707
22	<b>93</b> J.Ritaine	50.182

Lap 11		
1	<b>6</b> M.Herrera	18'26.008
2	<b>58</b> P.Ramos	3.799
3	<b>96</b> R.Ponziani	5.976
4	<b>15</b> C.Jones	6.278
5	<b>12</b> M.Sarapuech	6.528
6	<b>64</b> S.Sanchez	6.701
7	<b>11</b> Y.Cerpa	7.522
8	<b>83</b> A.Madrigal	7.750
9	<b>4</b> E.Bondi	15.681
10	<b>25</b> J.Pedemonte	16.093
11	<b>46</b> P.Ruiz	16.432
12	<b>99</b> I.Carreno	22.987
13	<b>20</b> N.Rivera	23.230
14	<b>37</b> L.Vieillard	23.513
15	<b>41</b> A.Barale	23.901
16	<b>88</b> D.Dal Zotto	24.155
17	<b>26</b> K.Hand	24.494
18	<b>19</b> A.Ourednickova	24.816
19	<b>16</b> L.Michel	25.064
20	<b>14</b> M.Dobbs	31.270
21	<b>28</b> O.Ongaro	1'06.941
22	<b>93</b> J.Ritaine	1'07.458

Lap 3		
1	<b>6</b> M.Herrera	5'02.556
2	<b>58</b> P.Ramos	0.802
3	<b>96</b> R.Ponziani	3.025
4	<b>12</b> M.Sarapuech	3.359
5	<b>15</b> C.Jones	3.562
6	<b>83</b> A.Madrigal	3.838
7	<b>64</b> S.Sanchez	4.170
8	<b>11</b> Y.Cerpa	4.829
9	<b>25</b> J.Pedemonte	6.299
10	<b>46</b> P.Ruiz	8.014
11	<b>4</b> E.Bondi	9.200
12	<b>99</b> I.Carreno	9.613
13	<b>37</b> L.Vieillard	9.859
14	<b>26</b> K.Hand	10.298
15	<b>41</b> A.Barale	10.692
16	<b>16</b> L.Michel	10.787
17	<b>19</b> A.Ourednickova	11.085
18	<b>88</b> D.Dal Zotto	11.398
19	<b>20</b> N.Rivera	12.918
20	<b>14</b> M.Dobbs	13.665
21	<b>28</b> O.Ongaro	21.457
22	<b>93</b> J.Ritaine	22.385

Lap 6		
1	<b>6</b> M.Herrera	10'01.241
2	<b>58</b> P.Ramos	5.171
3	<b>12</b> M.Sarapuech	6.199
4	<b>96</b> R.Ponziani	6.544
5	<b>15</b> C.Jones	6.789
6	<b>64</b> S.Sanchez	7.152
7	<b>83</b> A.Madrigal	7.360
8	<b>11</b> Y.Cerpa	8.055
9	<b>46</b> P.Ruiz	12.551
10	<b>25</b> J.Pedemonte	12.749
11	<b>4</b> E.Bondi	14.606
12	<b>99</b> I.Carreno	15.600
13	<b>41</b> A.Barale	16.941
14	<b>26</b> K.Hand	17.143
15	<b>88</b> D.Dal Zotto	18.635
16	<b>37</b> L.Vieillard	19.016
17	<b>19</b> A.Ourednickova	19.311
18	<b>20</b> N.Rivera	19.521
19	<b>16</b> L.Michel	19.856
20	<b>14</b> M.Dobbs	21.310
21	<b>28</b> O.Ongaro	42.107
22	<b>93</b> J.Ritaine	42.581

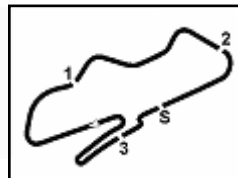
Lap 9		
1	<b>6</b> M.Herrera	15'05.877
2	<b>58</b> P.Ramos	4.005
3	<b>96</b> R.Ponziani	4.939
4	<b>12</b> M.Sarapuech	5.222
5	<b>15</b> C.Jones	5.346
6	<b>64</b> S.Sanchez	5.634
7	<b>11</b> Y.Cerpa	6.803
8	<b>83</b> A.Madrigal	6.970
9	<b>46</b> P.Ruiz	12.452
10	<b>25</b> J.Pedemonte	12.715
11	<b>4</b> E.Bondi	13.001
12	<b>99</b> I.Carreno	18.264
13	<b>41</b> A.Barale	18.592
14	<b>37</b> L.Vieillard	19.040
15	<b>20</b> N.Rivera	19.284
16	<b>26</b> K.Hand	19.539
17	<b>88</b> D.Dal Zotto	20.030
18	<b>19</b> A.Ourednickova	20.377
19	<b>16</b> L.Michel	20.511
20	<b>14</b> M.Dobbs	25.268
21	<b>28</b> O.Ongaro	55.275
22	<b>93</b> J.Ritaine	56.277

Lap 12		
1	<b>6</b> M.Herrera	20'07.228
2	<b>58</b> P.Ramos	3.744
3	<b>12</b> M.Sarapuech	5.313
4	<b>96</b> R.Ponziani	5.588
5	<b>15</b> C.Jones	5.770
6	<b>64</b> S.Sanchez	6.191
7	<b>11</b> Y.Cerpa	6.803
8	<b>83</b> A.Madrigal	6.965
9	<b>46</b> P.Ruiz	17.212
10	<b>4</b> E.Bondi	17.365
11	<b>25</b> J.Pedemonte	17.436
12	<b>99</b> I.Carreno	23.980
13	<b>37</b> L.Vieillard	24.456
14	<b>20</b> N.Rivera	24.563
15	<b>41</b> A.Barale	24.810
16	<b>88</b> D.Dal Zotto	25.065
17	<b>26</b> K.Hand	25.410
18	<b>16</b> L.Michel	25.639
19	<b>19</b> A.Ourednickova	25.959
20	<b>14</b> M.Dobbs	33.845
21	<b>28</b> O.Ongaro	1'11.145
22	<b>93</b> J.Ritaine	1'11.704

11/07/2026

These data/results cannot be reproduced, stored and/or transmitted in whole or in part by any manner of electronic, mechanical, photocopying, recording, broadcasting or otherwise now known or herein after developed without the previous express consent by the copyright owner, except for reproduction in daily press and regular printed publications on sale to the public within 60 days of the event related to those data/results and always provided that copyright symbol appears together as follows below.

© DORNA WSBK ORGANIZATION Srl 2026



**Prosecco DOC UK Round, 10-12 July 2026**  
**Lap Chart Race 1**

**Race Pace Comparison**

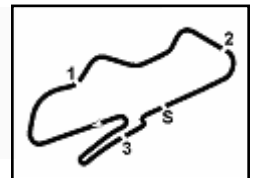
	6 Her	58 Ram	12 Sar	96 Pon	64 San	15 Jon	11 Cer	83 Mad	46 Rui	4 Bon	25 Ped	99 Car	37 Vie	20 Riv
1	1'43.273	1'44.058	1'44.601	1'44.953	1'45.953	1'45.244	1'45.679	1'45.271	1'48.359	1'48.274	1'46.960	1'47.809	1'47.582	1'51.320
2	1'39.825	1'39.889	1'40.329	1'40.345	1'40.589	1'40.287	1'41.371	1'40.535	1'41.395	1'41.743	1'41.026	1'42.487	1'42.888	1'41.654
3	1'39.458	<b>1'39.411</b>	1'40.985	<b>1'40.283</b>	1'40.184	1'40.587	<b>1'40.335</b>	1'40.588	<b>1'40.816</b>	1'41.739	<b>1'40.869</b>	1'41.873	1'41.945	1'42.500
4	<b>1'39.357</b>	1'39.616	1'40.262	1'41.010	1'40.481	1'40.842	1'40.482	1'41.054	1'41.019	1'41.315	1'41.412	<b>1'41.260</b>	1'44.319	1'42.028
5	1'39.711	1'42.934	1'41.063	1'40.900	1'41.050	1'40.998	1'40.952	1'41.053	1'40.997	1'41.448	1'41.731	1'41.456	1'42.328	1'41.813
6	1'39.617	1'40.504	1'40.200	1'40.294	<b>1'40.136</b>	<b>1'40.072</b>	1'40.477	<b>1'40.100</b>	1'41.206	1'41.328	1'41.992	1'41.956	<b>1'41.195</b>	1'41.447
7	1'42.418	1'42.732	1'40.491	1'40.667	1'40.301	1'40.270	1'40.608	1'40.287	1'41.207	<b>1'40.910</b>	1'41.535	1'42.054	1'41.552	1'41.625
8	1'42.063	1'40.564	1'42.092	1'42.017	1'42.164	1'41.955	1'41.667	1'42.794	1'41.863	1'41.015	1'41.827	1'42.663	1'41.574	<b>1'41.359</b>
9	1'40.155	1'40.174	1'41.076	1'40.347	1'40.653	1'40.968	1'41.109	1'41.165	1'41.467	1'41.106	1'41.240	1'42.583	1'41.534	1'41.415
10	1'39.818	1'39.792	<b>1'39.962</b>	1'40.464	1'40.350	1'40.404	1'40.402	1'40.414	1'41.202	<b>1'40.910</b>	1'41.400	1'42.615	1'42.988	1'42.131
11	1'40.313	1'40.133	1'41.475	1'40.704	1'40.848	1'40.659	1'40.448	1'40.497	1'42.909	1'41.901	1'42.109	1'42.239	1'41.616	1'41.946
12	1'41.220	1'41.165	1'40.005	1'40.832	1'40.710	1'40.712	1'40.501	1'40.435	1'42.000	1'42.904	1'42.563	1'42.213	1'42.163	1'42.553

	41 Bar	88 Dal	26 Han	16 Mic	19 Our	14 Dob	28 Ong	93 Rit
1	1'49.248	1'50.136	1'48.856	1'49.373	1'49.802	1'50.567	1'51.233	1'52.049
2	1'41.892	1'41.965	1'41.897	1'41.929	1'41.924	1'42.210	1'45.989	1'45.909
3	1'42.108	1'41.853	1'42.101	1'42.041	1'41.915	1'43.444	1'46.791	1'46.983
4	<b>1'41.511</b>	1'42.078	<b>1'41.466</b>	1'43.174	1'42.560	1'42.337	1'46.493	1'46.204
5	1'41.676	1'42.178	1'41.749	1'42.980	1'42.250	<b>1'41.979</b>	1'46.670	1'46.669
6	1'41.747	<b>1'41.666</b>	1'42.315	<b>1'41.600</b>	1'42.101	1'42.014	1'46.172	1'46.008
7	1'41.846	1'42.260	1'42.799	1'41.803	1'42.039	1'42.544	1'46.027	1'46.292
8	1'41.995	1'41.921	1'41.887	1'41.668	<b>1'41.745</b>	1'42.696	1'46.054	1'45.790
9	1'42.446	1'41.850	1'42.346	1'41.820	1'41.918	1'43.354	1'45.723	1'46.250
10	1'42.692	1'41.675	1'42.821	1'42.436	1'42.321	1'42.940	1'45.899	1'45.541
11	1'42.748	1'42.581	1'42.265	1'42.248	1'42.249	1'43.193	1'45.898	1'45.771
12	1'42.129	1'42.130	1'42.136	1'41.795	1'42.363	1'43.795	<b>1'45.424</b>	<b>1'45.466</b>

11/07/2026

These data/results cannot be reproduced, stored and/or transmitted in whole or in part by any manner of electronic, mechanical, photocopying, recording, broadcasting or otherwise now known or herein after developed without the previous express consent by the copyright owner, except for reproduction in daily press and regular printed publications on sale to the public within 60 days of the event related to those data/results and always provided that copyright symbol appears together as follows below.

© DORNA WSBK ORGANIZATION Srl 2026



Donington Park 4.023 m

**Prosecco DOC UK Round, 10-12 July 2026  
Chronological Analysis Race 1**

Start at 13:00'26.828

1 / 3

1° 6 M. HERRERA [1'39.357]							
Lap	Seg1	Seg2	Seg3	Seg4	Lap Time	km/h	Local Time
1		27.698	25.090	25.888	1'43.273	198,9	13:02'10.101
2	21.863	26.934	25.026	26.002	1'39.825	199,6	13:03'49.926
3	21.899	26.739	24.994	<b>25.826</b>	1'39.458	197,8	13:05'29.384
4	21.853	<b>26.697</b>	<b>24.896</b>	25.911	<b>1'39.357</b>	198,9	13:07'08.741
5	21.911	26.863	25.003	25.934	1'39.711	199,3	13:08'48.452
6	21.936	26.714	24.976	25.991	1'39.617	198,5	13:10'28.069
7	21.915	26.870	24.972	28.661	1'42.418	198,9	13:12'10.487
8	<b>21.824</b>	26.746	25.035	28.458	1'42.063	<b>200,4</b>	13:13'52.550
9	21.958	27.097	25.029	26.071	1'40.155	198,2	13:15'32.705
10	21.857	26.737	25.037	26.187	1'39.818	199,6	13:17'12.523
11	22.009	26.949	25.158	26.197	1'40.313	196,7	13:18'52.836
12	21.976	27.054	25.347	26.843	1'41.220	196,7	13:20'34.056
					Race Time	20'07.228	

2° 58 P. RAMOS [1'39.411]							
Lap	Seg1	Seg2	Seg3	Seg4	Lap Time	km/h	Local Time
1		27.721	25.454	26.053	1'44.058	196,4	13:02'10.886
2	21.906	26.819	25.151	26.013	1'39.889	198,2	13:03'50.775
3	21.913	<b>26.573</b>	25.118	<b>25.807</b>	<b>1'39.411</b>	196,4	13:05'30.186
4	21.924	26.791	<b>25.021</b>	25.880	1'39.616	195,7	13:07'09.802
5	22.047	26.839	25.096	28.952	1'42.934	197,1	13:08'52.736
6	22.116	26.958	25.459	25.971	1'40.504	195,3	13:10'33.240
7	21.938	26.690	25.358	28.746	1'42.732	196,4	13:12'15.972
8	<b>21.842</b>	27.433	25.409	25.880	1'40.564	<b>200,7</b>	13:13'56.536
9	21.951	27.031	25.255	25.937	1'40.174	194,6	13:15'36.710
10	21.884	26.812	25.241	25.855	1'39.792	195,7	13:17'16.502
11	22.137	26.840	25.260	25.896	1'40.133	194,9	13:18'56.635
12	22.159	27.047	25.839	26.120	1'41.165	193,2	13:20'37.800
					Race Time	20'10.972	

3° 12 M. SARAPUECH [1'39.962]							
Lap	Seg1	Seg2	Seg3	Seg4	Lap Time	km/h	Local Time
1		27.738	25.352	26.438	1'44.601	197,4	13:02'11.429
2	22.041	27.247	25.013	26.028	1'40.329	199,3	13:03'51.758
3	22.110	27.031	25.331	26.513	1'40.985	195,3	13:05'32.743
4	21.870	27.206	25.183	26.003	1'40.262	201,9	13:07'13.005
5	22.203	27.341	25.368	26.151	1'41.063	196,0	13:08'54.068
6	22.067	27.122	25.057	<b>25.954</b>	1'40.200	196,7	13:10'34.268
7	22.025	27.105	25.037	26.324	1'40.491	197,1	13:12'14.759
8	22.346	27.941	25.641	26.164	1'42.092	197,1	13:13'56.851
9	21.891	27.502	25.381	26.302	1'41.076C	<b>202,6</b>	13:15'37.927
10	<b>21.753</b>	27.135	<b>24.988</b>	26.086	<b>1'39.962</b>	<b>202,6</b>	13:17'17.889
11	22.257	27.676	25.533	26.009	1'41.475	199,6	13:18'59.364
12	21.862	<b>26.890</b>	25.199	26.054	1'40.005	200,4	13:20'39.369
					Race Time	20'12.541	

4° 96 R. PONZIANI [1'40.283]							
Lap	Seg1	Seg2	Seg3	Seg4	Lap Time	km/h	Local Time
1		27.380	25.282	26.252	1'44.953	203,0	13:02'11.781
2	<b>21.889</b>	27.327	<b>24.927</b>	26.202	1'40.345	<b>204,2</b>	13:03'52.126
3	21.959	26.938	25.395	<b>25.991</b>	<b>1'40.283</b>	197,1	13:05'32.409
4	21.989	27.199	25.764	26.058	1'41.010	196,0	13:07'13.419
5	21.992	27.280	25.497	26.131	1'40.900	196,4	13:08'54.319
6	22.002	27.073	25.216	26.003	1'40.294	189,8	13:10'34.613
7	21.935	27.121	25.015	26.596	1'40.667	201,5	13:12'15.280
8	22.287	27.509	25.875	26.346	1'42.017	196,7	13:13'57.297
9	22.001	<b>26.906</b>	25.157	26.283	1'40.347	202,6	13:15'37.644
10	21.950	27.020	25.372	26.122	1'40.464	197,1	13:17'18.108
11	22.166	27.187	25.277	26.074	1'40.704	195,3	13:18'58.812
12	21.976	27.124	25.660	26.072	1'40.832	195,3	13:20'39.644
					Race Time	20'12.816	

5° 64 S. SANCHEZ [1'40.136]							
Lap	Seg1	Seg2	Seg3	Seg4	Lap Time	km/h	Local Time
1		27.657	25.574	26.426	1'45.953	197,4	13:02'12.781

2	21.642	27.232	25.403	26.312	1'40.589	200,7	13:03'53.370
3	21.708	<b>26.908</b>	25.405	26.163	1'40.184	198,9	13:05'33.554
4	21.744	27.090	25.504	26.143	1'40.481	202,6	13:07'14.035
5	21.772	27.078	25.599	26.601	1'41.050	198,2	13:08'55.085
6	21.759	26.916	25.343	<b>26.118</b>	<b>1'40.136</b>	203,0	13:10'35.221
7	<b>21.579</b>	27.266	<b>25.132</b>	26.324	1'40.301	203,0	13:12'15.522
8	22.111	27.896	25.530	26.627	1'42.164	200,7	13:13'57.686
9	21.728	26.998	25.584	26.343	1'40.653	200,7	13:15'38.339
10	21.648	27.262	25.314	26.126	1'40.350	<b>204,2</b>	13:17'18.689
11	21.756	27.381	25.369	26.342	1'40.848	198,9	13:18'59.537
12	21.814	27.068	25.646	26.182	1'40.710	200,7	13:20'40.247
					Race Time	20'13.419	

6° 15 C. JONES [1'40.072]							
Lap	Seg1	Seg2	Seg3	Seg4	Lap Time	km/h	Local Time
1		27.314	25.786	26.335	1'45.244	193,9	13:02'12.072
2	<b>21.745</b>	27.324	24.942	26.276	1'40.287	<b>204,5</b>	13:03'52.359
3	21.829	27.035	25.248	26.475	1'40.587	201,5	13:05'32.946
4	21.931	27.156	25.627	<b>26.128</b>	1'40.842	203,4	13:07'13.788
5	21.931	27.327	25.518	26.222	1'40.998	197,1	13:08'54.786
6	21.877	<b>27.012</b>	24.985	26.198	<b>1'40.072</b>	202,2	13:10'34.858
7	21.814	27.225	<b>24.850</b>	26.381	1'40.270	203,8	13:12'15.128
8	22.259	27.537	25.459	26.700	1'41.955	196,4	13:13'57.083
9	21.916	27.135	25.310	26.607	1'40.968	197,4	13:15'38.051
10	21.859	27.208	25.160	26.177	1'40.404	201,5	13:17'18.455
11	21.942	27.288	25.132	26.297	1'40.659	197,8	13:18'59.114
12	22.010	27.147	25.466	26.089	1'40.712C	200,0	13:20'39.826
					Race Time	20'12.998 + 0.530Pen	

7° 11 Y. CERPA [1'40.335]							
Lap	Seg1	Seg2	Seg3	Seg4	Lap Time	km/h	Local Time
1		27.625	25.525	26.905	1'45.679	197,1	13:02'12.507
2	21.825	27.505	25.339	26.702	1'41.371	200,7	13:03'53.878
3	21.877	26.927	<b>25.086</b>	<b>26.445</b>	<b>1'40.335</b>	198,9	13:05'34.213
4	21.934	26.864	25.098	26.586	1'40.482	201,1	13:07'14.695
5	21.912	27.168	25.153	26.719	1'40.952	201,1	13:08'55.647
6	<b>21.817</b>	<b>26.781</b>	25.373	26.506	1'40.477	<b>205,3</b>	13:10'36.124
7	21.871	27.035	25.136	26.566	1'40.608	200,0	13:12'16.732
8	21.975	27.163	25.781	26.748	1'41.667	201,9	13:13'58.399
9	22.019	27.071	25.437	26.582	1'41.109	198,9	13:15'39.508
10	21.835	26.930	25.123	26.514	1'40.402	200,7	13:17'19.910
11	22.031	26.870	25.089	26.458	1'40.448	201,9	13:19'00.358
12	21.917	26.859	25.273	26.452	1'40.501	199,3	13:20'40.859
					Race Time	20'14.031	

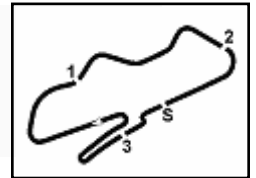
8° 83 A. MADRIGAL [1'40.100]							
Lap	Seg1	Seg2	Seg3	Seg4	Lap Time	km/h	Local Time
1		27.815	25.727	26.754	1'45.271	197,1	13:02'12.099
2	21.954	27.250	25.095	26.236	1'40.535	202,2	13:03'52.634
3	21.965	26.987	25.147	26.489	1'40.588	199,6	13:05'33.222
4	21.882	27.135	25.625	26.412	1'41.054	200,7	13:07'14.276
5	21.784	27.170	25.661	26.438	1'41.053	199,6	13:08'55.329
6	21.829	<b>26.844</b>	25.349	<b>26.078</b>	<b>1'40.100</b>	<b>203,0</b>	13:10'35.429
7	<b>21.730</b>	27.046	25.220	26.291	1'40.287	<b>203,0</b>	13:12'15.716
8	22.142	27.711	26.055	26.886	1'42.794	200,4	13:13'58.510
9	22.011	27.195	25.541	26.418	1'41.165	198,2	13:15'39.675
10	21.816	27.074	25.092	26.432	1'40.414	200,0	13:17'20.089
11	21.964	27.077	<b>25.087</b>	26.369	1'40.497	198,2	13:19'00.586
12	21.808	27.036	25.256	26.335	1'40.435	197,8	13:20'41.021
					Race Time	20'14.193	

9° 46 P. RUIZ [1'40.816]							
Lap	Seg1	Seg2	Seg3	Seg4	Lap Time	km/h	Local Time
1		28.714	25.757	26.757	1'48.359	201,1	13:02'15.187
2	22.310	27.053	<b>25.360</b>	26.672	1'41.395	<b>202,6</b>	13:03'56.582
3	22.178	<b>26.964</b>	25.556	<b>26.118</b>	<b>1'40.816</b>	194,9	13:05'37.398
4	22.119	27.257	25.471	26.172	1'41.019	194,9	13:07'18.417

11/07/2026 P = Pits In/Out - C = Lap Time Cancelled

These data/results cannot be reproduced, stored and/or transmitted in whole or in part by any manner of electronic, mechanical, photocopying, recording, broadcasting or otherwise now known or herein after developed without the previous express consent by the copyright owner, except for reproduction in daily press and regular printed publications on sale to the public within 60 days of the event related to those data/results and always provided that copyright symbol appears together as follows below.

© DORNA WSBK ORGANIZATION Srl 2026



Donington Park 4.023 m

**Prosecco DOC UK Round, 10-12 July 2026**  
**Chronological Analysis Race 1**

Start at 13:00'26.828

**2 / 3**

5	22.126	27.171	25.478	26.222	1'40.997	197,1	13:08'59.414	8	22.197	27.201	25.642	26.534	1'41.574	199,6	13:14'10.211
6	<b>22.062</b>	27.302	25.550	26.292	1'41.206	196,7	13:10'40.620	9	21.984	27.631	<b>25.343</b>	26.576	1'41.534	197,1	13:15'51.745
7	22.298	27.154	25.521	26.234	1'41.207	194,9	13:12'21.827	10	23.664	<b>27.037</b>	25.559	26.728	1'42.988	<b>202,6</b>	13:17'34.733
8	22.407	27.502	25.604	26.350	1'41.863	195,7	13:14'03.690	11	<b>21.928</b>	27.610	25.632	<b>26.446</b>	1'41.616	197,8	13:19'16.349
9	22.187	27.247	25.742	26.291	1'41.467	193,9	13:15'45.157	12	22.095	27.493	25.807	26.768	1'42.163	194,6	13:20'58.512
10	22.083	27.137	25.719	26.263	1'41.202	194,2	13:17'26.359								
11	22.353	27.545	26.244	26.767	1'42.909	193,5	13:19'09.268								
12	22.095	27.641	25.905	26.359	1'42.000	195,3	13:20'51.268								

Race Time 20'31.684

<b>10° 4 E. BONDI [1'40.910]</b>							
Lap	Seg1	Seg2	Seg3	Seg4	Lap Time	km/h	Local Time

1		29.016	25.473	27.117	1'48.274	201,1	13:02'15.102
2	22.099	27.070	25.570	27.004	1'41.743	201,9	13:03'56.845
3	22.227	27.317	25.602	26.593	1'41.739	197,1	13:05'38.584
4	22.212	27.205	25.492	26.406	1'41.315	196,0	13:07'19.899
5	22.269	27.263	25.410	26.506	1'41.448	197,8	13:09'01.347
6	22.219	27.456	25.331	26.322	1'41.328	196,7	13:10'42.675
7	22.201	<b>26.976</b>	25.356	26.377	<b>1'40.910</b>	197,4	13:12'23.585
8	22.100	27.291	<b>25.277</b>	26.347	1'41.015	198,9	13:14'04.600
9	21.975	26.990	25.487	26.654	1'41.106	200,4	13:15'45.706
10	<b>21.779</b>	27.521	25.411	<b>26.199</b>	<b>1'40.910</b>	<b>202,2</b>	13:17'26.616
11	22.172	27.638	25.705	26.386	1'41.901	197,8	13:19'08.517
12	22.545	27.767	25.756	26.836	1'42.904	195,7	13:20'51.421

Race Time 20'24.440

<b>11° 25 J. PEDEMONTE [1'40.869]</b>							
Lap	Seg1	Seg2	Seg3	Seg4	Lap Time	km/h	Local Time

1		28.630	25.768	26.340	1'46.960	<b>202,2</b>	13:02'13.788
2	22.087	27.281	<b>25.395</b>	26.263	1'41.026	200,7	13:03'54.814
3	<b>21.847</b>	27.207	25.521	26.294	<b>1'40.869</b>	197,4	13:05'35.683
4	21.998	27.430	25.693	26.291	1'41.412	197,1	13:07'17.095
5	22.159	27.361	25.812	26.399	1'41.731	198,2	13:08'58.826
6	22.301	27.380	25.715	26.596	1'41.992	197,4	13:10'40.818
7	22.238	27.313	25.653	26.331	1'41.535	199,6	13:12'22.353
8	22.085	27.618	25.701	26.423	1'41.827	200,7	13:14'04.180
9	22.027	<b>27.133</b>	25.458	26.622	1'41.240	200,4	13:15'45.420
10	21.936	27.522	25.757	<b>26.185</b>	1'41.400	198,9	13:17'26.820
11	22.168	27.709	25.773	26.459	1'42.109	200,4	13:19'08.929
12	21.996	27.754	25.840	26.973	1'42.563	194,6	13:20'51.492

Race Time 20'24.664

<b>12° 99 I. CARRENO [1'41.260]</b>							
Lap	Seg1	Seg2	Seg3	Seg4	Lap Time	km/h	Local Time

1		28.159	26.040	27.000	1'47.809	195,7	13:02'14.637
2	22.158	27.228	25.718	27.383	1'42.487	<b>201,9</b>	13:03'57.124
3	22.190	27.320	25.574	26.789	1'41.873	198,5	13:05'38.997
4	22.158	<b>27.176</b>	<b>25.386</b>	26.540	<b>1'41.260</b>	196,7	13:07'20.257
5	22.162	27.269	25.453	26.572	1'41.456	197,8	13:09'01.713
6	<b>22.123</b>	27.391	25.465	26.977	1'41.956	197,8	13:10'43.669
7	22.200	27.531	25.625	26.698	1'42.054	193,9	13:12'25.723
8	22.546	27.908	25.813	26.396	1'42.663	192,5	13:14'08.386
9	22.464	27.713	25.729	26.677	1'42.583	193,9	13:15'50.969
10	22.375	27.710	25.784	26.746	1'42.615	192,2	13:17'33.584
11	22.585	27.595	25.786	<b>26.273</b>	1'42.239	191,8	13:19'15.823
12	22.444	27.459	25.841	26.469	1'42.213	191,2	13:20'58.036

Race Time 20'31.208

<b>13° 37 L. VIEILLARD [1'41.195]</b>							
Lap	Seg1	Seg2	Seg3	Seg4	Lap Time	km/h	Local Time

1		29.076	25.461	26.636	1'47.582	197,1	13:02'14.410
2	22.032	27.394	25.987	27.475	1'42.888	197,8	13:03'57.298
3	22.125	27.503	25.571	26.746	1'41.945	200,0	13:05'39.243
4	22.038	27.193	25.639	29.449	1'44.319	200,7	13:07'23.562
5	22.071	27.538	26.238	26.481	1'42.328	200,4	13:09'05.890
6	22.003	27.078	25.380	26.734	<b>1'41.195</b>	197,8	13:10'47.085
7	21.979	27.312	25.740	26.521	1'41.552	195,3	13:12'28.637

<b>14° 20 N. RIVERA [1'41.359]</b>							
Lap	Seg1	Seg2	Seg3	Seg4	Lap Time	km/h	Local Time

1			28.582	26.838	26.851	1'51.320C	195,7	13:02'18.148
2	22.145	27.490	25.424	26.595	1'41.654	199,6	13:03'59.802	
3	22.228	27.867	25.862	26.543	1'42.500	195,3	13:05'42.302	
4	22.327	27.483	25.426	26.792	1'42.028	197,8	13:07'24.330	
5	22.261	27.462	25.606	26.484	1'41.813	201,5	13:09'06.143	
6	22.050	27.438	<b>25.342</b>	26.617	1'41.447	200,4	13:10'47.590	
7	<b>22.006</b>	<b>27.311</b>	25.759	26.549	1'41.625	202,2	13:12'29.215	
8	22.015	27.492	25.573	<b>26.279</b>	<b>1'41.359</b>	<b>203,0</b>	13:14'10.574	
9	22.030	27.526	25.432	26.427	1'41.415	201,1	13:15'51.989	
10	22.224	27.575	25.383	26.949	1'42.131	199,3	13:17'34.120	
11	22.208	27.672	25.673	26.393	1'41.946	197,4	13:19'16.066	
12	22.324	27.679	26.034	26.516	1'42.553	189,8	13:20'58.619	

Race Time 20'31.791

<b>15° 41 A. BARALE [1'41.511]</b>							
Lap	Seg1	Seg2	Seg3	Seg4	Lap Time	km/h	Local Time

1			28.843	25.985	26.953	1'49.248	201,5	13:02'16.076
2	22.027	27.337	<b>25.411</b>	27.117	1'41.892	203,0	13:03'57.968	
3	<b>21.888</b>	27.682	25.579	26.959	1'42.108	<b>203,8</b>	13:05'40.076	
4	21.950	<b>27.245</b>	25.517	26.799	<b>1'41.511</b>	201,5	13:07'21.587	
5	21.985	27.374	25.450	26.867	1'41.676	200,7	13:09'03.263	
6	21.921	27.660	25.572	<b>26.594</b>	1'41.747	197,1	13:10'45.010	
7	22.105	27.350	25.606	26.785	1'41.846	196,0	13:12'26.856	
8	22.130	27.539	25.621	26.705	1'41.995	196,7	13:14'08.851	
9	22.158	27.876	25.579	26.833	1'42.446	200,0	13:15'51.297	
10	22.146	28.084	25.494	26.968	1'42.692	197,4	13:17'33.989	
11	22.464	27.871	25.724	26.689	1'42.748	201,9	13:19'16.737	
12	21.920	27.668	25.706	26.835	1'42.129	199,6	13:20'58.866	

Race Time 20'32.038

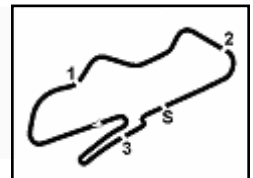
<b>16° 88 D. DAL ZOTTO [1'41.666]</b>							
Lap	Seg1	Seg2	Seg3	Seg4	Lap Time	km/h	Local Time

1			28.842	26.132	27.184	1'50.136	205,3	13:02'16.964
2	22.071	27.442	<b>25.554</b>	26.898	1'41.965	204,5	13:03'58.929	
3	22.073	27.309	25.559	26.912	1'41.853	204,2	13:05'40.782	
4	22.138	27.641	25.698	26.601	1'42.078	200,4	13:07'22.860	
5	22.179	27.506	25.713	26.780	1'42.178	198,2	13:09'05.038	
6	22.218	27.346	25.634	<b>26.468</b>	<b>1'41.666</b>	197,8	13:10'46.704	
7	22.199	27.600	25.811	26.650	1'42.260	198,9	13:12'28.964	
8	22.167	27.458	25.617	26.679	1'41.921	199,6	13:14'10.885	
9	<b>21.934</b>	27.421	25.705	26.790	1'41.850	204,5	13:15'52.735	
10	22.105	<b>27.220</b>	25.695	26.655	1'41.675	<b>206,9</b>	13:17'34.410	
11	22.208	27.868	25.830	26.675	1'42.581	203,4	13:19'16.991	
12	21.936	27.505	25.966	26.723	1'42.130	201,1	13:20'59.121	

Race Time 20'32.293

<b>17° 26 K. HAND [1'41.466]</b>							
Lap	Seg1	Seg2	Seg3	Seg4	Lap Time	km/h	Local Time

1			28.994	25.857	27.058	1'48.856	203,4	13:02'15.684
2	22.127	27.392	<b>25.375</b>	27.003	1'41.897	201,9	13:03'57.581	
3	22.141	27.647	25.547	26.766	1'42.101	201,9	13:05'39.682	
4	22.036	<b>27.250</b>	25.496	26.684	<b>1'41.466</b>	201,1	13:07'21.148	
5	22.142	27.474	25.422	26.711	1'41.749	198,9	13:09'02.897	
6	22.177	28.025	25.462	26.651	1'42.315	199,6	13:10'45.212	
7	22.167	27.375	26.297	26.960	1'42.799C	200,4	13:12'28.011	
8	22.207	27.657	25.440	<b>26.583</b>	1'41.887	198,2	13:14'09.898	
9	22.244	27.8						



**Prosecco DOC UK Round, 10-12 July 2026  
Chronological Analysis Race 1**

Start at 13:00'26.828

11	<b>21.943</b>	27.683	25.766	26.873	1'42.265	204,2	13:19'17.330
12	22.014	27.295	25.961	26.866	1'42.136	202,6	13:20'59.466
Race Time 20'32.638							

<b>18° 16 L. MICHEL [1'41.600]</b>							
Lap	Seg.1	Seg.2	Seg.3	Seg.4	Lap Time	km/h	Local Time
1		28.699	25.999	27.271	1'49.373	203,8	13:02'16.201
2	22.385	27.506	25.609	<b>26.429</b>	1'41.929	202,6	13:03'58.130
3	22.235	27.430	25.599	26.777	1'42.041	204,2	13:05'40.171
4	22.429	28.107	25.947	26.691	1'43.174	203,4	13:07'23.345
5	22.112	28.066	26.011	26.791	1'42.980	202,2	13:09'06.325
6	22.156	27.361	25.553	26.530	<b>1'41.600</b>	202,2	13:10'47.925
7	22.005	27.487	<b>25.540</b>	26.771	1'41.803	202,6	13:12'29.728
8	22.110	27.434	25.553	26.571	1'41.668	203,4	13:14'11.396
9	<b>21.981</b>	27.434	25.570	26.835	1'41.820	203,8	13:15'53.216
10	22.509	27.404	25.803	26.720	1'42.436	200,7	13:17'35.652
11	22.057	<b>27.331</b>	26.015	26.845	1'42.248	<b>204,5</b>	13:19'17.900
12	22.088	27.543	25.700	26.464	1'41.795	200,4	13:20'59.695
Race Time 20'32.867							

<b>19° 19 A. OUREDNIKOVA [1'41.745]</b>							
Lap	Seg.1	Seg.2	Seg.3	Seg.4	Lap Time	km/h	Local Time
1		28.714	26.213	27.124	1'49.802	202,6	13:02'16.630
2	22.165	27.477	25.556	26.726	1'41.924	<b>204,9</b>	13:03'58.554
3	22.003	27.500	<b>25.543</b>	26.869	1'41.915	201,9	13:05'40.469
4	22.266	27.530	25.814	26.950	1'42.560	196,7	13:07'23.029
5	22.119	27.616	25.948	<b>26.567</b>	1'42.250	197,1	13:09'05.279
6	22.110	27.568	25.719	26.704	1'42.101	200,7	13:10'47.380
7	21.986	27.346	25.840	26.867	1'42.039	198,9	13:12'29.419
8	21.987	27.532	25.633	26.593	<b>1'41.745</b>	200,7	13:14'11.164
9	<b>21.901</b>	27.300	25.760	26.957	1'41.918	203,4	13:15'53.082
10	21.971	<b>27.215</b>	25.944	27.191	1'42.321	200,0	13:17'35.403
11	22.008	27.388	26.052	26.801	1'42.249	204,2	13:19'17.652
12	21.983	27.275	25.946	27.159	1'42.363	200,4	13:21'00.015
Race Time 20'33.187							

<b>20° 14 M. DOBBS [1'41.979]</b>							
Lap	Seg.1	Seg.2	Seg.3	Seg.4	Lap Time	km/h	Local Time
1		28.849	26.554	27.315	1'50.567	<b>201,9</b>	13:02'17.395
2	22.114	27.560	25.659	26.877	1'42.210	200,7	13:03'59.605
3	22.321	28.183	25.948	26.992	1'43.444	199,6	13:05'43.049
4	22.248	27.497	25.606	26.986	1'42.337	197,8	13:07'25.386
5	22.166	27.516	<b>25.577</b>	<b>26.720</b>	<b>1'41.979</b>	198,5	13:09'07.365
6	<b>22.061</b>	<b>27.477</b>	25.674	26.802	1'42.014	197,1	13:10'49.379
7	22.111	27.510	25.911	27.012	1'42.544	195,3	13:12'31.923
8	22.267	27.658	25.746	27.025	1'42.696	194,9	13:14'14.619
9	22.417	28.000	25.846	27.091	1'43.354	196,0	13:15'57.973
10	22.315	27.637	25.966	27.022	1'42.940	194,9	13:17'40.913
11	22.377	27.645	26.137	27.034	1'43.193	193,2	13:19'24.106
12	22.314	27.888	26.314	27.279	1'43.795	192,5	13:21'07.901
Race Time 20'41.073							

<b>21° 28 D. ONGARO [1'45.424]</b>							
Lap	Seg.1	Seg.2	Seg.3	Seg.4	Lap Time	km/h	Local Time
1		29.215	26.514	27.329	1'51.233	<b>199,3</b>	13:02'18.061
2	<b>23.004</b>	28.744	26.769	27.472	1'45.989	195,3	13:04'04.050
3	23.560	28.886	26.911	27.434	1'46.791	192,9	13:05'50.841
4	23.478	28.978	26.607	27.430	1'46.493	192,9	13:07'37.334
5	23.515	29.051	26.839	27.265	1'46.670	193,9	13:09'24.004
6	23.232	28.847	26.744	27.349	1'46.172	192,5	13:11'10.176
7	23.115	28.949	26.683	27.280	1'46.027	193,2	13:12'56.203
8	23.160	28.887	26.717	27.290	1'46.054	192,9	13:14'42.257
9	23.316	28.880	<b>26.488</b>	<b>27.039</b>	1'45.723	193,9	13:16'27.980
10	23.144	28.920	26.719	27.116	1'45.899	192,2	13:18'13.879
11	23.231	28.758	26.805	27.104	1'45.898	190,1	13:19'59.777
12	23.118	<b>28.633</b>	26.628	27.045	<b>1'45.424</b>	190,8	13:21'45.201
Race Time 21'18.373							

<b>22° 93 J. RITAINE [1'45.466]</b>							
Lap	Seg.1	Seg.2	Seg.3	Seg.4	Lap Time	km/h	Local Time
1		29.153	26.852	27.673	1'52.049	<b>198,9</b>	13:02'18.877
2	<b>22.746</b>	28.571	26.910	27.682	1'45.909	197,4	13:04'04.786
3	23.228	28.710	27.232	27.813	1'46.983	193,9	13:05'51.769
4	23.017	28.733	26.917	27.537	1'46.204	193,5	13:07'37.973
5	23.076	29.005	27.081	27.507	1'46.669	192,9	13:09'24.642
6	22.931	28.680	26.953	27.444	1'46.008	193,2	13:11'10.650
7	23.160	28.569	26.991	27.572	1'46.292	194,2	13:12'56.942
8	22.833	28.729	26.885	27.343	1'45.790	194,9	13:14'42.732
9	23.238	28.706	26.832	27.474	1'46.250	190,8	13:16'28.982
10	23.097	<b>28.527</b>	<b>26.664</b>	<b>27.253</b>	1'45.541	192,5	13:18'14.523
11	22.826	28.706	26.951	27.288	1'45.771	190,5	13:20'00.294
12	22.861	28.555	26.734	27.316	<b>1'45.466</b>	193,5	13:21'45.760
Race Time 21'18.932							

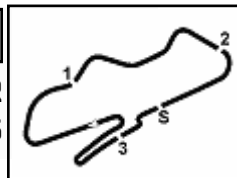
<b>RET 8 T. RELPH</b>							
Lap	Seg.1	Seg.2	Seg.3	Seg.4	Lap Time	km/h	Local Time
1							
Race Time 9:93'1.2							

<b>RET 36 B. NEILA</b>							
Lap	Seg.1	Seg.2	Seg.3	Seg.4	Lap Time	km/h	Local Time
1							
Race Time 9:93'1.2							

11/07/2026 P = Pits In/Out - C = Lap Time Cancelled

These data/results cannot be reproduced, stored and/or transmitted in whole or in part by any manner of electronic, mechanical, photocopying, recording, broadcasting or otherwise now known or herein after developed without the previous express consent by the copyright owner, except for reproduction in daily press and regular printed publications on sale to the public within 60 days of the event related to those data/results and always provided that copyright symbol appears together as follows below.

© DORNA WSBK ORGANIZATION Srl 2026



Donington Park 4.023 m

**Prosecco DOC UK Round, 10-12 July 2026**  
**Best Laps & Speeds**

No.	Rider Bike	Nat	Best Lap		FP		SP		WUP1		RC1							
			LL	SPD	LL	SPD	LL	SPD	LL	SPD	LL	SPD						
1	<b>6 M. HERRERA</b> Yamaha YZF-R7	ESP	<b>1'39.091</b>	34 201,1	1'40.579	14 <b>201,1</b>	<b>1'39.091</b>	8 200,7			1'39.357	12 200,4						
2	<b>58 P. RAMOS</b> Yamaha YZF-R7	ESP	<b>1'39.411</b>	38 201,1	1'41.649	12 198,9	1'39.991	9 198,2	1'40.928	5 <b>201,1</b>	<b>1'39.411</b>	12 200,7						
3	<b>36 B. NEILA</b> Yamaha YZF-R7	ESP	<b>1'39.639</b>	24 198,9	1'40.251	13 <b>198,9</b>	<b>1'39.639</b>	11 <b>198,9</b>										
4	<b>12 M. SARAPUECH</b> Yamaha YZF-R7	THA	<b>1'39.962</b>	41 203,4	1'41.429	13 200,4	1'41.504	12 <b>203,4</b>	1'40.975	4 197,8	<b>1'39.962</b>	12 202,6						
5	<b>15 C. JONES</b> Yamaha YZF-R7	GBR	<b>1'40.072</b>	38 204,5	1'41.088	13 198,9	1'41.311	8 200,0	1'40.766	5 201,1	<b>1'40.072</b>	12 <b>204,5</b>						
6	<b>83 A. MADRIGAL</b> Yamaha YZF-R7	MEX	<b>1'40.100</b>	34 203,0	1'41.870	12 199,6	1'41.382	9 199,3	1'41.854	1 195,3	<b>1'40.100</b>	12 <b>203,0</b>						
7	<b>64 S. SANCHEZ</b> Yamaha YZF-R7	ESP	<b>1'40.136</b>	39 204,2	1'41.333	13 203,4	1'41.488	12 201,1	1'41.267	2 197,8	<b>1'40.136</b>	12 <b>204,2</b>						
8	<b>96 R. PONZIANI</b> Yamaha YZF-R7	ITA	<b>1'40.283</b>	42 204,2	1'41.716	13 200,7	1'41.772	12 201,1	1'40.554	5 199,6	<b>1'40.283</b>	12 <b>204,2</b>						
9	<b>11 Y. CERPA</b> Yamaha YZF-R7	ESP	<b>1'40.335</b>	37 205,3	1'42.362	12 199,6	1'40.950	11 202,2	1'43.019	2 197,4	<b>1'40.335</b>	12 <b>205,3</b>						
10	<b>8 T. RELPH</b> Yamaha YZF-R7	AUS	<b>1'40.397</b>	26 203,4	<b>1'40.397</b>	13 <b>203,4</b>	1'40.556	10 198,9	1'40.973	3 197,4								
11	<b>46 P. RUIZ</b> Yamaha YZF-R7	ESP	<b>1'40.520</b>	41 202,6	1'41.886	13 197,8	<b>1'40.520</b>	12 197,8	1'40.554	4 200,4	1'40.816	12 <b>202,6</b>						
12	<b>25 J. PEDEMONTE</b> Yamaha YZF-R7	FRA	<b>1'40.869</b>	40 204,5	1'44.069	13 199,3	1'42.151	10 <b>204,5</b>	1'41.563	5 201,1	<b>1'40.869</b>	12 202,2						
13	<b>4 E. BONDI</b> Yamaha YZF-R7	FRA	<b>1'40.910</b>	37 202,6	1'41.170	13 <b>202,6</b>	1'41.888	12 202,2	192,9		<b>1'40.910</b>	12 202,2						
14	<b>37 L. VIEILLARD</b> Yamaha YZF-R7	FRA	<b>1'41.195</b>	41 202,6	1'42.336	13 200,0	1'42.003	12 198,5	1'41.460	4 195,7	<b>1'41.195</b>	12 <b>202,6</b>						
15	<b>99 I. CARRENO</b> Yamaha YZF-R7	CHI	<b>1'41.260</b>	42 201,9	1'44.133	13 197,8	1'42.542	12 199,6	1'42.509	5 198,5	<b>1'41.260</b>	12 <b>201,9</b>						
16	<b>20 N. RIVERA</b> Yamaha YZF-R7	ESP	<b>1'41.359</b>	42 203,0	1'42.280	13 201,5	1'41.483	12 <b>203,0</b>	1'42.738	5 200,0	<b>1'41.359</b>	12 <b>203,0</b>						
17	<b>26 K. HAND</b> Yamaha YZF-R7	GBR	<b>1'41.466</b>	40 204,5	1'43.781	12 197,8	1'42.236	11 201,9	1'43.225	5 202,6	<b>1'41.466</b>	12 <b>204,5</b>						
18	<b>41 A. BARALE</b> Yamaha YZF-R7	ITA	<b>1'41.511</b>	41 203,8	1'43.179	12 200,0	1'42.571	12 198,9	1'42.291	5 198,2	<b>1'41.511</b>	12 <b>203,8</b>						
19	<b>16 L. MICHEL</b> Yamaha YZF-R7	GER	<b>1'41.600</b>	42 204,5	1'43.271	13 201,5	1'42.561	13 202,2	1'42.029	4 203,0	<b>1'41.600</b>	12 <b>204,5</b>						
20	<b>88 D. DAL ZOTTO</b> Yamaha YZF-R7	ITA	<b>1'41.666</b>	40 206,9	1'44.187	12 198,2	1'43.594	11 199,6	1'41.771	5 200,4	<b>1'41.666</b>	12 <b>206,9</b>						
21	<b>19 A. OUREDNIKOVA</b> Yamaha YZF-R7	CZE	<b>1'41.745</b>	42 204,9	1'42.850	13 200,7	1'43.360	12 196,4	1'42.749	5 203,0	<b>1'41.745</b>	12 <b>204,9</b>						
22	<b>14 M. DOBBS</b> Yamaha YZF-R7	USA	<b>1'41.979</b>	41 201,9	1'43.614	13 200,0	1'42.922	11 198,9	1'43.102	5 200,0	<b>1'41.979</b>	12 <b>201,9</b>						
23	<b>28 O. ONGARO</b> Yamaha YZF-R7	FRA	<b>1'45.225</b>	39 199,3	1'46.412	11 197,8	1'46.311	11 196,4	<b>1'45.225</b>	5 198,5	1'45.424	12 <b>199,3</b>						
24	<b>93 J. RITAINE</b> Yamaha YZF-R7	FRA	<b>1'45.466</b>	40 198,9	1'47.488	12 194,9	1'46.937	11 196,4	1'46.250	5 197,8	<b>1'45.466</b>	12 <b>198,9</b>						

11/07/2026

These data/results cannot be reproduced, stored and/or transmitted in whole or in part by any manner of electronic, mechanical, photocopying, recording, broadcasting or otherwise now known or herein after developed without the previous express consent by the copyright owner, except for reproduction in daily press and regular printed publications on sale to the public within 60 days of the event related to those data/results and always provided that copyright symbol appears together as follows below.

© DORNA WSBK ORGANIZATION Srl 2026



**Prosecco DOC UK Round, 10-12 July 2026**  
**Fastest Laps Race 1**

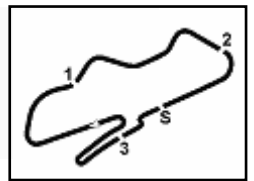
Donington Park 4.023 m

	No. Rider	Nat	Team	Bike	Lap	Time	Gap
1	<b>6</b> M. <b>HERRERA</b>	ESP	Terra & Vita GRT Yamaha WorldWCR	Yamaha YZF-R7	4	<b>1'39.357</b>	
2	<b>58</b> P. <b>RAMOS</b>	ESP	Klint Racing Team	Yamaha YZF-R7	3	<b>1'39.411</b>	0.054
3	<b>12</b> M. <b>SARAPUECH</b>	THA	Yamaha AD78 FIMLA by EEST NJT Racing	Yamaha YZF-R7	10	<b>1'39.962</b>	0.605
4	<b>15</b> C. <b>JONES</b>	GBR	Monster Energy Crescent Yamaha	Yamaha YZF-R7	6	<b>1'40.072</b>	0.715
5	<b>83</b> A. <b>MADRIGAL</b>	MEX	Pons Italika Racing FIMLA	Yamaha YZF-R7	6	<b>1'40.100</b>	0.743
6	<b>64</b> S. <b>SANCHEZ</b>	ESP	Hadden Racing Team	Yamaha YZF-R7	6	<b>1'40.136</b>	0.779
7	<b>96</b> R. <b>PONZIANI</b>	ITA	Klint Racing Team	Yamaha YZF-R7	3	<b>1'40.283</b>	0.926
8	<b>11</b> Y. <b>CERPA</b>	ESP	MotosCerpa-Gradara Corse	Yamaha YZF-R7	3	<b>1'40.335</b>	0.978
9	<b>46</b> P. <b>RUIZ</b>	ESP	PR46+1 Racing Team	Yamaha YZF-R7	3	<b>1'40.816</b>	1.459
10	<b>25</b> J. <b>PEDEMONTE</b>	FRA	GMT94 Yamaha	Yamaha YZF-R7	3	<b>1'40.869</b>	1.512
11	<b>4</b> E. <b>BONDI</b>	FRA	FT Racing Academy	Yamaha YZF-R7	7	<b>1'40.910</b>	1.553
12	<b>37</b> L. <b>VIEILLARD</b>	FRA	FT Racing Academy	Yamaha YZF-R7	6	<b>1'41.195</b>	1.838
13	<b>99</b> I. <b>CARRENO</b>	CHI	Pons Italika Racing FIMLA	Yamaha YZF-R7	4	<b>1'41.260</b>	1.903
14	<b>20</b> N. <b>RIVERA</b>	ESP	Terra & Vita GRT Yamaha WorldWCR	Yamaha YZF-R7	8	<b>1'41.359</b>	2.002
15	<b>26</b> K. <b>HAND</b>	GBR	Team Trasimeno	Yamaha YZF-R7	4	<b>1'41.466</b>	2.109
16	<b>41</b> A. <b>BARALE</b>	ITA	Hadden Racing Team	Yamaha YZF-R7	4	<b>1'41.511</b>	2.154
17	<b>16</b> L. <b>MICHEL</b>	GER	TSL-Racing	Yamaha YZF-R7	6	<b>1'41.600</b>	2.243
18	<b>88</b> D. <b>DAL ZOTTO</b>	ITA	PATA AG Motorsport Italia	Yamaha YZF-R7	6	<b>1'41.666</b>	2.309
19	<b>19</b> A. <b>OUREDNICKOVA</b>	CZE	Dafitmotoracing	Yamaha YZF-R7	8	<b>1'41.745</b>	2.388
20	<b>14</b> M. <b>DOBBS</b>	USA	YVS Sabadell Diva Racing	Yamaha YZF-R7	5	<b>1'41.979</b>	2.622
21	<b>28</b> O. <b>ONGARO</b>	FRA	Prata Motor Sport	Yamaha YZF-R7	12	<b>1'45.424</b>	6.067
22	<b>93</b> J. <b>RITAINE</b>	FRA	Team Trasimeno	Yamaha YZF-R7	12	<b>1'45.466</b>	6.109

11/07/2026

These data/results cannot be reproduced, stored and/or transmitted in whole or in part by any manner of electronic, mechanical, photocopying, recording, broadcasting or otherwise now known or herein after developed without the previous express consent by the copyright owner, except for reproduction in daily press and regular printed publications on sale to the public within 60 days of the event related to those data/results and always provided that copyright symbol appears together as follows below.

© DORNA WSBK ORGANIZATION Srl 2026

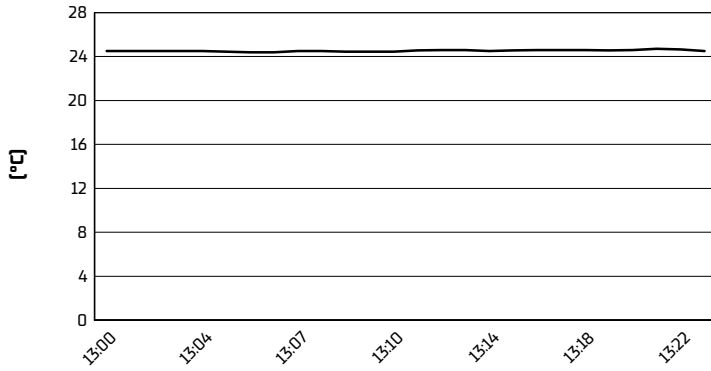


Donington Park 4.023 m

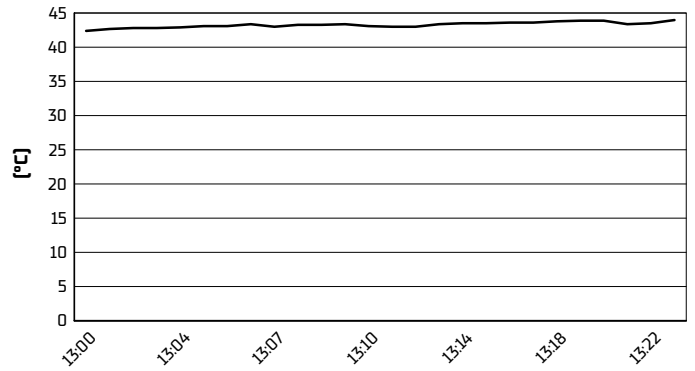
**Prosecco DOC UK Round, 10-12 July 2026  
Weather Report Race 1**

Session started 13:01 - Session ended 13:24

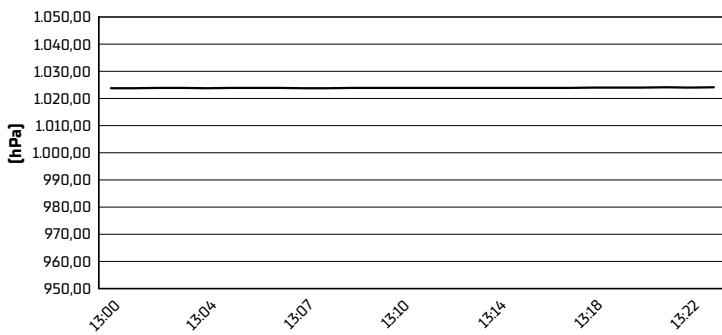
**Air Temperature**



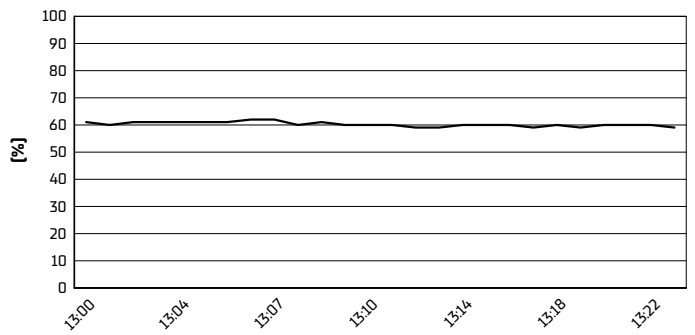
**Track Temperature**



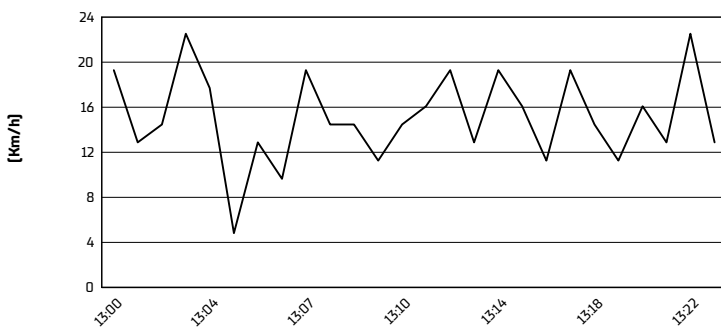
**Air Pressure**



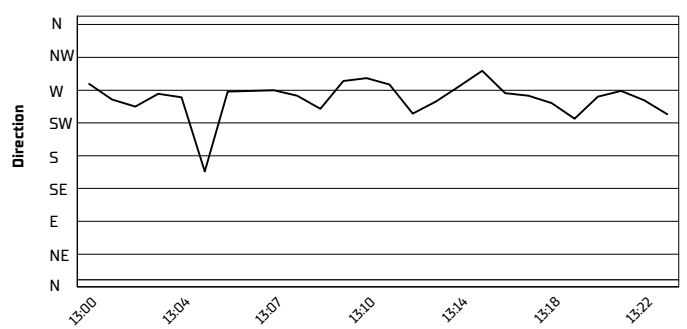
**Humidity**



**Wind Speed**



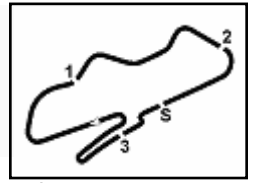
**Wind Direction**



11/07/2026

These data/results cannot be reproduced, stored and/or transmitted in whole or in part by any manner of electronic, mechanical, photocopying, recording, broadcasting or otherwise now known or herein after developed without the previous express consent by the copyright owner, except for reproduction in daily press and regular printed publications on sale to the public within 60 days of the event related to those data/results and always provided that copyright symbol appears together as follows below.

© DORNA WSBK ORGANIZATION Srl 2026



Donington Park 4.023 m

**Prosecco DOC UK Round, 10-12 July 2026**  
**Provisional Starting Grid - Race 2 [12 Laps x 4,023 km = 48,276 km]**

1	1	<b>6 HERRERA M.</b> Yamaha 1'39.357 RC1	2	<b>58 RAMOS P.</b> Yamaha 1'39.411 RC1	3	<b>12 SARAPUECH M.</b> Yamaha 1'39.962 RC1
2	4	<b>15 JONES C.</b> Yamaha 1'40.072 RC1	5	<b>83 MADRIGAL A.</b> Yamaha 1'40.100 RC1	6	<b>64 SANCHEZ S.</b> Yamaha 1'40.136 RC1
3	7	<b>96 PONZIANI R.</b> Yamaha 1'40.283 RC1	8	<b>11 CERPA Y.</b> Yamaha 1'40.335 RC1	9	<b>46 RUIZ P.</b> Yamaha 1'40.816 RC1
4	10	<b>36 NEILA B.</b> Yamaha 1'39.639 SP	11	<b>8 RELPH T.</b> Yamaha 1'40.556 SP	12	<b>20 RIVERA N.</b> Yamaha 1'41.483 SP
5	13	<b>4 BONDI E.</b> Yamaha 1'41.888 SP	14	<b>37 VIEILLARD L.</b> Yamaha 1'42.003 SP	15	<b>25 PEDEMONTE J.</b> Yamaha 1'42.151 SP
6	16	<b>26 HAND K.</b> Yamaha 1'42.236 SP	17	<b>99 CARRENO I.</b> Yamaha 1'42.542 SP	18	<b>16 MICHEL L.</b> Yamaha 1'42.561 SP
7	19	<b>41 BARALE A.</b> Yamaha 1'42.571 SP	20	<b>14 DOBBS M.</b> Yamaha 1'42.922 SP	21	<b>19 OUREDNIKOVA A.</b> Yamaha 1'43.360 SP
8	22	<b>88 DAL ZOTTO D.</b> Yamaha 1'43.594 SP	23	<b>28 ONGARO O.</b> Yamaha 1'46.311 SP	24	<b>93 RITAINE J.</b> Yamaha 1'46.937 SP

11/07/2026 The Race Director: **Stefano Carioia**

These data/results cannot be reproduced, stored and/or transmitted in whole or in part by any manner of electronic, mechanical, photocopying, recording, broadcasting or otherwise now known or herein after developed without the previous express consent by the copyright owner, except for reproduction in daily press and regular printed publications on sale to the public within 60 days of the event related to those data/results and always provided that copyright symbol appears together as follows below. © DORNA WSBK ORGANIZATION Srl 2026

FICR PERUGIA TIMING

